



2018

Nebraska State Revolving Fund

Clean Water & Drinking Water Intended Use Plan
State Fiscal Year 2018

NEBRASKA

DEPT. OF ENVIRONMENTAL QUALITY

&

DEPT. OF HEALTH AND HUMAN SERVICES

Approved by the
Environmental Quality Council
on June 13, 2017



THIS PAGE IS LEFT INTENTIONALLY BLANK.

TABLE OF CONTENTS

FOREWORD	5
WATER WASTEWATER ADVISORY COMMITTEE	5
PUBLIC REVIEW, PARTICIPATION, AND COMMENTS	5
SECTION I - CLEAN WATER STATE REVOLVING FUND (CWSRF)	6
INTRODUCTION	6
HIGHLIGHTS AND WHAT'S NEW FOR FY 2018	6
I. CWSRF SOURCES AND USES OF FUNDS	7
II. LONG-TERM AND SHORT-TERM GOAL STATEMENTS FOR THE CWSRF PROGRAM	9
A. LONG-TERM GOALS	9
B. SHORT-TERM GOALS	9
III. METHODS AND CRITERIA FOR DISTRIBUTION OF FUNDS	10
A. PROJECT PRIORITY PLANNING LIST PREPARATION	10
B. IDENTIFY POTENTIAL SRF PROJECTS	11
C. DEVELOP CWSRF CAPITALIZATION GRANT PAYMENT SCHEDULE	11
CWSRF Capitalization Grant Payment Schedule	12
D. BYPASS DATE & CHANGES TO FUNDING LIST	12
IV. ADDITIONAL INFORMATION AND REQUIREMENTS	13
A. ADMINISTRATIVE FEES	13
CWSRF Banked Authority	13
B. CWSRF MARKET LOAN RATE	14
C. TERMS	15
D. REFINANCING	15
E. WATER QUALITY PLANNING	15
F. EMERGENCY LOAN ASSISTANCE	16
G. AMENDMENTS TO THE IUP	16
H. AUDITS AND REPORTING, EPA AND ENVIRONMENTAL REQUIREMENTS	16
V. CWSRF GRANTS	18
A. PROJECT PLANNING ACTIVITIES AND REPORT GRANT	18
B. SMALL TOWN GRANT	18
C. EMERGENCY GRANT	18
D. LOAN FORGIVENESS	18
E. GREEN PROJECT RESERVE	19

VI. LEVERAGED OR POOLED BOND ISSUES..... .19

VII. SOURCE WATER PROTECTION AREA AND WATER METER PROJECTS20

VIII. LINKED DEPOSIT PROGRAM..... .20

CWSRF PRIORITY FUNDING LIST21

CWSRF GREEN PROJECT RESERVE FUNDING LIST22

SECTION II - DRINKING WATER STATE REVOLVING FUND (DWSRF) 23

INTRODUCTION 23

HIGHLIGHTS AND WHAT'S NEW FOR FY 2018..... 23

I. DWSRF SOURCES AND USES OF FUNDS 24

II. LONG-TERM AND SHORT-TERM GOAL STATEMENTS FOR THE DWSRF PROGRAM 27

A. LONG-TERM GOALS..... 27

B. SHORT-TERM GOALS..... 28

III. METHODS AND CRITERIA FOR DISTRIBUTION OF FUNDS..... 28

A. SET-ASIDE UTILIZATION 29

B. IDENTIFY PRIORITY PROJECTS..... 29

C. IDENTIFY HOW FUNDS WILL BE ALLOCATED..... 29

D. DEVELOP DWSRF PAYMENT SCHEDULE FOR STATE CAPITALIZATION GRANT 29

DWSRF CAPITALIZATION GRANT PAYMENT SCHEDULE..... 30

E. DEVELOP DISBURSEMENT (OUTLAY) SCHEDULE FOR DWSRF PROGRAM PROJECTS 30

F. BYPASS DATE & CHANGES TO PROJECT LIST 30

IV. ADDITIONAL INFORMATION AND REQUIREMENTS 31

A. ADMINISTRATIVE FEES 31

B. DWSRF MARKET LOAN RATES 32

C. TERMS 32

D. FINANCIAL STATUS OF DWSRF 32

E. EMERGENCY LOAN ASSISTANCE..... 33

F. AMENDMENTS TO THE IUP 33

G. AUDIT AND REPORTING, EPA AND ENVIRONMENTAL REQUIREMENTS 33

H. DISADVANTAGED COMMUNITY 34

V. DWSRF GRANTS..... 35

A. PWS SECURITY GRANTS 35

B. PLANNING GRANTS..... 35

C. SOURCE WATER PROTECTION GRANTS PROGRAM..... 36

DWSRF RANKED PROJECTS PRIORITY FUNDING LIST 37

LAND ACQUISITION SOURCE WATER PROTECTION PROJECT PRIORITY LIST 40

APPENDICES

APPENDIX A1 - CWSRF PROJECT PRIORITY RANKING SYSTEM..... 41

APPENDIX A2 - DWSRF PROJECT PRIORITY RANKING SYSTEM 46

APPENDIX B1 - CWSRF PROJECT PRIORITY PLANNING LIST - ALPHABETICAL ORDER..... 51

APPENDIX B1-a - CWSRF LIST OF NEBRASKA COMMUNITIES, NRDs, SIDs, and COUNTIES..... 80

APPENDIX B2 -DWSRF PROJECT PRIORITY PLANNING LIST - ALPHABETICAL ORDER 88

APPENDIX C - CWSRF & DWSRF INTEREST RATE SYSTEM..... 106

APPENDIX D - RESIDENTIAL SEWER BASE RATES SUBMITTED WITH 2015 CW NEEDS SURVEY..... 109

APPENDIX E - CWSRF SMALL TOWN GRANT ALLOCATION DETERMINATION PROCEDURES... 113

FIGURE E1 - SMALL TOWN MATCHING GRANT..... 114

FIGURE E2 - SMALL TOWN GRANT ELIGIBILITY COMPUTATION..... 114

APPENDIX F - CWSRF & DWSRF FORGIVENESS ALLOCATION DETERMINATION PROCEDURES..... 115

FIGURE F1 - CWSRF FORGIVENESS BENEFIT..... 115

FIGURE F2 - DWSRF FORGIVENESS BENEFIT..... 116

APPENDIX G - WATER WASTEWATER ADVISORY COMMITTEE..... 118

WATER/WASTEWATER COMMON PRE-APPLICATION PROCESS AND APPLICATION 120

FACILITY PLAN OR PRELIMINARY ENGINEERING REPORT GUIDE..... 122

ABBREVIATIONS..... 133

FOREWORD

The Intended Use Plan (IUP) for the Clean Water State Revolving Fund (CWSRF) was developed through the resources of the Nebraska Department of Environmental Quality (NDEQ), and the IUP for the Drinking Water State Revolving Fund (DWSRF) was developed by NDEQ and the Nebraska Department of Health and Human Services, Division of Public Health (NDHHS-DPH). Statements of project need, cost projections, and timing of loan activities were developed based on NDEQ's experience with projects and procedures under the Clean Water State Revolving Loan Fund, and from needs information provided by NDHHS-DPH for the Drinking Water State Revolving Fund (DWSRF). In addition, NDEQ and NDHHS-DPH held preliminary discussions with potential SRF loan recipients for the purposes of projecting the activities and financial needs of State Fiscal Year (SFY) 2018 and the future. The detailed project scope, timing, and cost will be developed during individual loan agreement negotiations. This IUP will continue in effect from year to year until replaced by Environmental Quality Council (EQC) approval action on the succeeding IUP. Please note that when referring to the CWSRF, "Department" means the NDEQ and when referring to the DWSRF, "Department" means the NDHHS-DPH.

Water Wastewater Advisory Committee

The NDEQ participates in the Water Wastewater Advisory Committee (WWAC) loan and grant pre-application screening process. WWAC participants include the NDHHS-DPH representing the DWSRF program, the U.S. Department of Agriculture-Rural Development (USDA – RD) for their water and wastewater grant and loan programs, the Nebraska Department of Economic Development (NDED) for the Community Development Block Grant (CDBG) program, and NDEQ for the CWSRF programs. Representatives from the staff of each agency meet monthly on an informal basis to discuss the progress of jointly funded projects and to identify the best options available for funding a new project. The WWAC reviews the project pre-application then advises the applicant which assistance provider(s) can best meet the project funding need. The common pre-application form and guidance are included in Appendix G. Project owners may also contact the individual agencies directly without going to the WWAC. It is important to note that the NDED relies on the ranking systems in this IUP as their initial step for determining the eligibility of a community for their grants.

Public Review, Participation, and Comments

The IUP and State Project Priority Planning Lists are subject to public review and comment in accordance with federal statute 40 CFR Part 35. The Department held a public hearing for the IUP and state Priority Lists at the regularly scheduled EQC meeting on June 13, 2017, in Lincoln, Nebraska to receive public input and Council approval. The draft IUP which includes the Project Priority Lists were made available 30 days prior to the hearing. A summary of the Department's responses to public comment and any public hearing testimony will be prepared and submitted to the EPA Region VII Administrator, along with the IUP and Priority Lists.

On March 30, 2017, the draft DWSRF SFY 2018 Priority Funding, Project Priority Planning, and Land Acquisition and Source Water Protection Priority Lists were presented, along with the proposed DWSRF Priority Ranking System, to and approved by the Governor's Advisory Council on Public Water Supply.

SECTION I

CLEAN WATER STATE REVOLVING FUND (CWSRF)

INTRODUCTION

The CWSRF was created to provide low cost financing for construction of publicly owned wastewater treatment works and nonpoint source control systems. For more information on eligibility please refer to NDEQ's Title 131, *Rules and Regulations for the Wastewater Treatment Facilities and Drinking Water Construction Assistance Programs*, Chapter 2, Eligible Use of Funds and Applicability of Federal Requirements.

Title VI of the federal Clean Water Act (CWA) and Nebraska Title 131, Chapter 3, requires the State to propose an annual plan setting forth the manner in which the State intends to use the money available in the Clean Water State Revolving Fund (CWSRF). This document is the State of Nebraska's SFY 2018 CWSRF Intended Use Plan (IUP) covering the time period of July 1, 2017 through June 30, 2018. Title VI also requires that projects funded by the CWSRF be listed on the Project Priority Planning List. A priority system and the Project Priority Planning List are prepared in accordance with Title II, Section 216 of the federal CWA. The Project Priority Planning List and priority system are included with this IUP for approval action by the Environmental Quality Council (EQC). Potential CWSRF projects are selected from the Project Priority Planning List for funding by the CWSRF. This IUP is an integral part of the cycle of events carried out annually in administering the CWSRF program. The IUP serves as a basis for developing new capitalization grant payment schedules with the U.S. Environmental Protection Agency (EPA) Region VII Administrator. In addition, the IUP serves as a basis for assessing the State's performance in administering the CWSRF program. This document can be compared to the CWSRF Annual Report for a complete picture of what was planned versus what was accomplished over the year. Assurances and certifications contained in the Operating Agreement established between the NDEQ and the U.S. EPA Region VII are incorporated in this IUP by reference.

HIGHLIGHTS AND WHAT'S NEW FOR SFY 2018

- Amendments to Title 131 will be presented to the EQC at their June 13, 2017 hearing for the incorporation of changes made to the Nebraska State Statute in 2016 via Legislative Bill 737 (LB 737). LB 737 amended the State Statute to allow extended terms for CWSRF loans from 20 years to a maximum of 30 years as well as expanded the eligible items for CWSRF to fund to match the eligible items stated in the CWA.
- Loan interest rates will be set for the following:
 - For loans 20 years or less:
 - Annual interest rate will be 1.5%.
 - Projects with qualifying Green Project Reserve (GPR) components may receive up to a 0.25% reduction in annual interest.
 - For loans greater than 20 years:
 - Annual interest rate will be determined based upon AWIN Risk score.
 - Loans made to municipalities with a medium or high AWIN Risk score will receive an annual interest rate of 1.5%.
 - Loans made to municipalities with a low AWIN Risk score will receive an annual interest rate of 2.00%.
 - Projects with qualifying GPR components may receive up to a 0.25% reduction in annual interest.
- Interest rates may be adjusted if the market changes significantly.
- Small Town Grant eligibility requirements have been modified this year to allow more towns the chance to utilize this grant. Debt service payment requirement is now \$10 and the reduction in loan payments per month per household from the grant must be at least one dollar. The maximum Small Town Grant for an individual community is \$250,000.

- Project Planning Activities and Report Grants may be allocated up to \$75,000. The maximum Project Planning Activities and Report Grant amount to any individual entity is \$15,000.
- NDEQ recieved 327 Needs Surveys with a \$520 million need for SFY 2018 through the Needs Survey process compared to 328 projects and a \$615 million need identified for the SFY 2017 IUP.
- EPA communication as of April 1, 2017 on the Federal Fiscal Year (FFY) 2017 CWSRF Capitalization Grant indicates Nebraska will be receiving \$6,803,000.
- The 2018 Capitalization Grant from EPA requires 10% of the grant to be subsidy/forgiveness. Subsidies will be capped at \$100,000 and/or a maximum of 50% of project cost, whichever is lower.
- The program continues to implement the Northbridge loan and grant tracking software purchased with the 4% set-aside funds from both CWSRF and DWSRF. This is in accordance with §81-15,151(1) Nebraska Revised Statutes and Title VI of the federal CWA. The contract was awarded through EPA and will be active until November. Renewal of the contract will be determined prior to contract terms.
- Title 131 was amended in SFY2017 to incorporate State Statute changes made by Legislative Bill 514 and included establishing a Linked Deposit Program. Amendments to Title 131 were presented at Environmental Quality Council on June 14, 2016; and approved by the EQC and subsequently by the Governor, and became effective on November 8, 2016.
- The CWSRF plans to implement and start the Linked Deposit Program and will be seeking financial institution partners to provide low cost loans for eligible nonpoint source projects as listed in Title 131.
- In addition to the October 1 bypass date for projects not selected on the funding list, a second bypass date of January 1 is set for nontreatment work projects to be funded. These bypass dates do not apply to any project that has been issued a Finding of No Significant Impact or Categorical Exclusion prior to the start date of this IUP.
- The entire list of communities (alphabetical) with identified needs, known as the Project Priority Planning List, can be found in Appendix B1. The Funding List is a subset of the Project Priority Planning List.
The Median Household Income (MHI) that is determined from the American Community Survey five-year estimate (2010-2014) is \$52,400.

I. CWSRF SOURCES AND USES OF FUNDS

The CWSRF has been created from a series of EPA Capitalization Grants and a required 20% State match provided through State general fund appropriations, Nebraska Investment Finance Authority (NIFA) public offered bond issues or private placements, and administrative fees. Match funding for the FFY 2017 Capitalization Grant is planned for July 2017, and the match for the FFY 2018 Capitalization Grant is planned for the July 2018 time period. Sources and uses of funds for the program two year planning period discussed in this IUP are summarized in the following table.

CWSRF SOURCES AND USES OF FUNDS
March 1, 2017 Estimate

SOURCES OF FUNDS	
Cash and unexpended prior grants	\$83,114,811
EPA FFY 2017 Capitalization Grant	\$6,803,000
NIFA/CWSRF Series 2017B Match Bonds	\$1,360,600
EPA FFY 2018 Capitalization Grant ⁽¹⁾	\$6,803,000
NIFA/CWSRF Series 2018B Match Bonds	\$1,360,600
June 15, 2017 Loan Repayments (Prin. and Int.)	\$7,486,914
SFY 2018 Estimated Loan Repayments (Prin. and Int.)	\$15,724,516
SFY 2019 Estimated Loan Repayments (Prin. and Int.)	\$15,836,994
SFY 2018 Estimated Administration Fees	\$1,399,703
SFY 2019 Estimated Administration Fees	\$1,310,075
2-Year Projected Interest on Fund Balance	\$2,000,000
TOTAL	\$144,200,213
USES OF FUNDS	
2017B Match Bond Payment	\$1,360,600
2018B Match Bond Payment	\$1,360,600
SFY 2018 Estimated Program Administration	\$1,021,000
SFY 2019 Estimated Program Administration	\$1,030,000
SFY 2018 Small Town Grants / Planning Grants	\$610,268
SFY 2019 Small Town Grants / Planning Grants	\$500,000
Current Loan Obligations	\$47,326,747
Green Project Reserve Funding List Loans	\$12,195,000
Funding List Loans	\$31,188,863
Planning List Loans	\$47,607,135
TOTAL	\$144,200,213

⁽¹⁾ The greater of 1% or \$100,000 was withheld from the State grant allocation and awarded separately for 604(b) water quality planning. Estimates are from the FFY 2017 President's Budget.

NDEQ intends to assist as many projects from the SFY 2018 Clean Water SRF Funding List as possible. Green Projects are included on the alphabetical listing in Appendix B1. Section III, Methods and Criteria for Distribution of Funds, contains additional discussion on the CWSRF project selection procedure.

II. LONG-TERM AND SHORT-TERM GOAL STATEMENTS FOR THE CWSRF PROGRAM

The federal CWA requires that the CWSRF fund balance be available in perpetuity to provide financial assistance to Nebraska municipalities for future pollution control needs. Nebraska's CWSRF program began in 1989 with an initial federal capitalization grant of \$4,773,100. Since that time, Nebraska has received 29 federal capitalization grants totaling \$216,279,397 (including the estimated FFY2017 grant). Nebraska is required to provide a 20% match for the federal capitalization grants. This has been done with a combination of \$300,000 general funds provided by the Legislature the first year, \$655,000 the second year, and with the proceeds of 17 NIFA bond issues. As of March 1, 2017, these combined funds, along with project loan repayment funds and interest earnings, have been used to make 296 loans to hundreds of Nebraska communities across the state. The CWSRF fund has grown to a net asset level of \$286 million with a cumulative loan award of \$509.5 million.

A. Long-Term Goals

1. Manage the Nebraska Clean Water State Revolving Fund (CWSRF) Program to fund projects which protect and improve the public health of the citizens of the state.
2. Protect and enhance Nebraska's water resources and the environment by providing affordable funding for eligible clean water projects.
3. Attend workshops/conferences and meet with municipalities, consultants and other stakeholders to promote the CWSRF program to the public as well as identify potential CWSRF projects and obtain their input regarding modifications or enhancements to the CWSRF program.
4. Encourage the incorporation of green infrastructure concepts and energy recovery, production, and conservation in CWSRF funded projects.
5. Encourage the development of innovative technology.
6. Encourage the federal government to continue annual CWSRF capitalization grants by submitting the nation wide needs survey request by EPA. Request annual EPA capitalization grants and provide state match in a timely manner.
7. Annually prioritize potential CWSRF projects in Nebraska according to the greatest chronic public health and environmental health concerns being addressed and their readiness to proceed with construction and implementation. Allocate available CWSRF funds to projects in a timely manner.
8. Pursue the development of a mechanism to evaluate and prioritize the most appropriate, affordable, and holistic, state, regional, and/or watershed-based solutions that address both point and nonpoint source water pollution problems.
9. Continue working with the U.S. Department of Agriculture-Rural Development and the Department of Economic Development Community Development Block Grant programs to provide affordable financing for municipal pollution prevention and control projects.

B. Short -Term Goals

1. Strive for the identification, assessment of, and increased participation by all potentially eligible CWSRF entities during the next development cycle through the submittal of needs surveys.

2. Continue to evaluate the engineering feasibility and the financial assurance capacity of any potential CWSRF project seeking a state construction permit.
3. Propose amendment changes to Title 131 to incorporate changes to the Nebraska Revised State Statute via Legislative Bill 737 that was approved by the Governor on February 24, 2016. These changes include expanded wording for eligible items that may receive CWSRF funding, as well as extending CWSRF loan terms from a maximum of 20 years to a maximum of 30 years. The NDEQ plans to present these amendment changes to the EQC during their June 2017 session. If the proposed changes are approved prior to issuance of the next IUP, the NDEQ will begin to implement these changes into the SRF program.
4. Implement and promote the Linked Deposit Program for the CWSRF and seek out financial institutions interested in entering into an agreement to participate in the Linked Deposit Program.
5. Identify projects that qualify for Green Project Reserve Funding.
6. Target available loan funds to high priority needs in order to encourage construction of the highest impact water quality and/or human health improvement projects.

III. METHODS AND CRITERIA FOR DISTRIBUTION OF FUNDS

Nebraska's proposed distribution of available funds is determined by use of the following steps:

1. Prepare the CWSRF Project Priority Planning List in accordance with Title II Section 216 of the CWA;
2. Use the CWSRF Project Priority Planning List to identify the potential CWSRF projects for placement on the CWSRF Funding List;
3. Develop the CWSRF Capitalization Grant Payment Schedule which will provide resources for making timely binding commitments to the projects selected for CWSRF assistance;
4. Provide for a process to add projects to the CWSRF Project Priority Funding List and to bypass projects on the Funding List; and
5. Fund CWSRF Projects by disbursing 100% of match funds prior to withdrawing federal capitalization funds.

A. Project Priority Planning List Preparation

The NDEQ CWSRF Program sends out an annual needs survey to municipalities and consulting engineers to identify projects eligible for funding under Title II Section 212 of the federal CWA and eligible nonpoint source pollution projects. Projects identified during the needs survey process are ranked in accordance with the priority ranking system (Appendix A1) and placed on the Project Planning List (Appendix B1). Projects from last year's Project Priority Planning List that are identified internally by NDEQ staff to still be in need are also ranked and included on the Project Priority Planning List. Priority ranking is completed in April. Projects submitted during the IUP public notice period may be added to the Planning List in the IUP hearing by action of the EQC. All survey submissions received after the due date of December 31 will be ranked with zero points; however, projects may still be eligible for funding after the bypass dates.

B. Identify Potential SRF Projects

Willingness of a community to participate in the CWSRF program and readiness to proceed are important considerations for funding; therefore, the Funding List of the potential CWSRF projects is not identical to the ranking order of the Project Priority Planning List. The potential CWSRF projects anticipated for funding in the FFY 2018 IUP are shown on the CWSRF Funding List. All other projects included in Appendix B1 are considered on the Project Priority Planning List. This includes potential CWSRF projects with lower priority or projects that may not be ready to proceed until later in the year.

From FFY 2010 through FFY 2014, federal funding required that a portion of the grant be used for additional subsidization and another portion be used for green infrastructure projects. The June 10, 2014 CWSRF amendments changed the additional subsidization requirements. It indicated that states may provide additional subsidization from 0% to 30% based on the amount of total capitalization grant appropriations for all states. However, the FFY 2017 grant still required that 10% of the grant be used for additional subsidization or \$680,300. The FFY 2017 federal funding also required no less than 10%, or \$680,300 of the grant funds to be used for green infrastructure projects. These requirements are further described in Section V.D and V.E. A separate Green Project Reserve Funding List shows projects that may qualify as green. The CWSRF Sources and Uses of Funds table identifies funding based on FFY 2017 Capitalization Grant and anticipated funding in FFY 2018. The planning portion of these lists is sized to obligate anticipated FFY 2018 funding if provided before the next IUP cycle.

Allocation of funds among potential CWSRF projects is a three-step process:

1. Potential CWSRF project sponsors are identified and contacted to determine project timing and level of interest in SRF funding. Those communities expressing a serious interest in proceeding under the SFY 2018 program are contacted regarding specific project scope, project timing, and funding needs, then tentatively listed for funding;
2. The sources and uses for the program funds are identified. The available funds are allocated to potential SRF projects for the Funding List until full allocation is reached. Potential CWSRF projects that are not quite ready to proceed, or of lower priority, are placed on the Project Priority Planning List. Similarly, projects identified as green projects are placed on the Green Project Reserve Funding List; and
3. The Intended Use Plan that includes the Project Priority Planning List is placed on public notice, then submitted to, and approved by, the Environmental Quality Council in a public hearing process.

C. Develop CWSRF Capitalization Grant Payment Schedule

In order to prepare a payment schedule for receiving capitalization grant funds from EPA, binding commitment projections were made (i.e. signed loan contracts). The information in the CWSRF IUP Funding List was used to determine the payment amounts. The following table shows the estimated EPA CWSRF Capitalization Grant Payment Schedule.

CWSRF CAPITALIZATION GRANT PAYMENT SCHEDULE

Program Funding Year	SFY 2018 1Q	SFY 2018 2Q	SFY 2018 3Q	SFY 2018 4Q	SFY 2018 1Q	SFY 2019 2Q
Cap Grant Year	FFY 2017 4Q	FFY 2016 1Q	FFY 2018 2Q	FFY 2018 3Q	FFY 2018 4Q	FFY 2019 1Q
EPA FFY 2017	\$6,803,000					
EPA FFY 2018					\$6,803,000	
State Match	\$1,360,600				\$1,360,600	

D. Bypass Date and Changes to Funding List

Following the approval of the SFY 2018 IUP by the EQC, the CWSRF will use October 1 as the bypass date to help obligate available funds for treatment work projects. Projects on the CWSRF Funding List will have priority funding reserved until the October 1 bypass date. After the October 1 bypass date, NDEQ will provide financial assistance, subject to availability of funds, to the highest priority projects that are ready to proceed from the Funding List, the Planning List, or any entity identified in this IUP that are treatment work projects.

Following the approval of the SFY 2018 IUP by the EQC, the CWSRF will use January 1 as the bypass date to help obligate available funds to nontreatment work projects currently not considered “in progress” via issuance of an environmental review by Categorical Exclusion (CatEx) or Finding of No Significant Impact (FNSI) prior to SFY 2018. After the January 1 bypass date, the NDEQ will provide financial assistance, subject to availability of funds, to the highest priority projects that are ready to proceed from the Funding List, the Planning List, or any entity identified in this IUP.

The interagency Water and Wastewater Advisory Committee (WWAC) reviews common pre-applications for water and wastewater infrastructure funding once a month. This committee discusses funding options for projects, providing grant and loan funds from various funding agencies such as the United States Department of Agriculture’s Rural Development program (USDA-RD) and the Nebraska Department of Economic Development’s (NDED) Community Development Block Grant program (CDBG), as well as NDEQ’s Clean Water State Revolving Loan Fund. The USDA and NDED provide funding to communities with the highest priorities, many of which are included on the CWSRF Funding List. The highest priority projects that are ready-to-proceed will be considered for funding prior to the bypass dates when funding commitments are made by these other agencies to projects on the Funding List, when a project on the Funding List indicates that they do not plan to proceed, or when additional funds become available for allocation to projects.

Projects that have been issued a FNSI or CATEX, but will not be able to close a loan prior to the end of SFY 2017, will be considered “in progress”. Projects in progress in SFY 2016 will be able to close loans prior to the October 1 and January 1 bypass dates, under the terms noted in the SFY 2017 IUP (except interest rate) unless the SFY 2018 funding list or bypass criteria provide better financing alternatives before that date.

As authorized by Title 131, the Director may suspend the provisions of the IUP and prioritize available funds to meet critical public health and environmental needs resulting from a natural or manmade disaster

requiring the activation of the State Emergency Operations Plan, or to meet the requirements of funds that are available to the program unexpectedly.

Nebraska, like much of the United States, has wastewater infrastructure needs related to aging pipes, failing and inefficient treatment plants, and/or increased energy costs. Two-thirds of Nebraska's communities are losing population while seeing the existing population increase in age, making them less capable of handling the expense of large wastewater treatment projects. New water quality discharge requirements, such as lower ammonia limits, have put even more pressure on Nebraska's small systems to update their systems. Today, many of the wastewater projects being planned and built make use of newer technology which could reduce operation and maintenance costs and/or energy needs, especially for small systems. With these facts in mind, Appendix B1-a is included in the IUP; it lists communities that may still have undocumented needs. Being included in this IUP and on this list does not mean the community will need, seek out, or receive funding from the CWSRF; but it does recognize the community's possible future needs.

IV. ADDITIONAL INFORMATION AND REQUIREMENTS

A. Administrative Fees

An annual fee of up to 1% is charged against the outstanding principal on loans to meet the long term administrative costs of the CWSRF program. These fees are not included in the loan principal. The Director may waive this fee during construction, except on projects that only receive interim financing during construction. Fees collected in addition to principal and interest, which are not deposited as loan repayments, are considered "income received by the grantee" or "program income."

On October 9, 2012, the Director signed a policy to allow variable fees on large loans. The cost of administering a loan is typically the same whether a loan is small or large. The policy was put into place to reduce the 1% administrative fee for loans between \$15,000,000 and \$30,000,000 linearly to 0.5%. Above \$30,000,000 the administrative fee would be flat at 0.5%. If a project is atypical, the Director may choose to not allow a reduced administration fee.

Administrative fees can be used to accomplish the long-term and short-term goals of the CWSRF program and for other eligible water quality related purposes. In addition, the fee on a loan made from leveraged bond proceeds may be set to reflect the cost of issuing bonds and management of the leveraged loan portfolio. Fees will be assessed on a semi-annual basis and billed at the same time invoices for principal and interest are mailed.

The June 10, 2014 Federal Water Pollution Control Act amendments allow for additional options in determining the amount of administration funds that can be utilized from the capitalization grant. Prior to these amendments, the NDEQ was only allowed up to 4% of the capitalization grant. Any amount not utilized in the 4% could be banked for potential future use from subsequent capitalizations grants. The amendments now allow states to use the greatest of 4% of all grant awards, \$400,000 per year, or .2% per year of the current valuation of the fund.

For SFY 2018, the program will continue to utilize the 4% for CWSRF program administration and bank the remainder for potential future use. The activities may include program costs for NDEQ for day-to-day program management activities, other costs associated with debt issuance, financial management, consulting, engineering, and support services necessary to provide a complete program. Administrative costs are mostly paid out of the program's Administration Cash Fund for the year, with the exception of some engineering costs. In addition, the program is implementing Northbridge loan and grant tracking software purchased with the 4% set-aside funds from both CWSRF and DWSRF. The contract was let through EPA. The following provides a summary of the banked 4% set-aside authority since the inception of the CWSRF.

CWSRF BANKED AUTHORITY

Cap Grant Year	Banked Authority	Cap Grant Year	Banked Authority	Cap Grant Year	Banked Authority
1989	\$330	1999	\$0	2009 ARRA	\$801,800
1990	\$0	2000	\$0	2009	\$0
1991	\$12,000	2001	\$0	2010	\$250,480
1992	\$0	2002	\$2,692	2011	\$139,498
1993	\$0	2003	\$13,080	2012	\$0
1994	\$0	2004	\$0	2013	\$117,676
1995	\$0	2005	\$0	2014	\$117,646
1996	\$149,290	2006	\$0	2015	\$84,280
1997	\$18,839	2007	\$0	2016	\$72,120
1998	\$9,516	2008	\$0	2017	\$62,851
Total Banked Authority					\$1,852,098

B. CWSRF Market Loan Rate

The CWSRF market loan rate determination procedure is described in the CWSRF program regulations (Title 131 – *Rules and Regulations for the Wastewater Treatment Facilities and Drinking Water Construction Assistance Programs*) and is based on the cost of obtaining money for the Fund and on public finance market rates. The CWSRF market rate will be set at 1.5%.

Pending EQC and the Governor's approval of amendment changes to Title 131, CWSRF may be able to provide loan terms of a maximum of 30 years. The primary intent of including extended term loans from 20 to 30 is to assist disadvantaged communities that may experience financial hardships in financing their wastewater infrastructure needs. The NDEQ also wanted to allow extended term options for communities that are not considered disadvantaged and not experiencing financial hardships. However, one issue that occurs with offering extended term limits is that larger amounts of funds will be unavailable for longer periods of time potentially creating a shortage of funds available to municipalities. Applying a slightly higher interest will help ensure availability of funds for all communities over the extended payback period.

The following is the market loan rates for the SFY 2018:

- **For loans with terms of 20 years or less:**
 - **The annual interest rate will be 1.5%.**
 - **Projects which incorporate eligible Green Project Reserve (GPR) components may receive a deduction of up to 0.25% annual interest rate depending upon the percentage of project that is GPR eligible.**
 - **Funded projects that are entirely GPR eligible will have an annual market interest rate of 1.25%.**
- **For loans with terms greater than 20 years:**
 - **Municipalities with an AWIN Risk score of medium or high will have an annual interest rate of 1.5%.**
 - **Municipalities with an AWIN Risk score of low will have an annual interest rate of 2.0%**

- **Municipalities who do not meet the AWIN eligibility criteria may submit a financial hardship report to the Department for additional consideration.**
- Projects which incorporate eligible Green Project Reserve (GPR) components may receive a deduction of up to 0.25% annual interest rate depending upon the percentage of project that is GPR eligible.
 - **Funded projects that are entirely GPR eligible will have an annual market interest rate of 1.75%.**

The Director may adjust the market rate of interest in response to changing public finance market conditions. The actual interest rate charged on each loan will be determined under the procedures described in Appendix C.

C. Terms

Currently, the CWSRF can provide funding for projects up to a maximum of 20 years, or the useful life of the project, whichever is less. Nebraska State Statute LB 737 was approved by the Governor in 2016 and amended the state statute to allow the maximum term of CWSRF financing to be up to 30 years, or the useful life of the project, whichever is less. A proposal to amend Title 131 will be presented to the EQC at the June 13, 2017 hearing. If the EQC and the Governor approve of these amendment changes, the CWSRF will begin to implement the option for CWSRF project financing to be up to 30 years.

Repayment of loans will generally be based on a level payment amortization schedule with full amortization within the allowed maximum term of the initiation of operation. Loan recipients may request stepped payments or terms less than the maximum allowable term limit. Loan recipients may make payments early and in excess of their payment schedule. No prepayment is allowed within the first five years of the loan if the loan recipient has received Forgiveness and/or a Small Town Grant. Principal and interest schedules will be adjusted accordingly. For any project that receives a term greater than 20 years, no prepayment is allowed within the first five years of project completion.

D. Refinancing

Refinancing allows sewer system debt, including previous SRF loans, to be refinanced if the debt was incurred after March 7, 1985. Sewer system debt that was not previously financed by SRF must have followed all of the SRF requirements at the time it was constructed. For example, Davis-Bacon requirements do not apply to refinancing of projects that had completed construction prior to October 30, 2009. Refinancing will be allowed for all communities who have a medium or high Assessing Wastewater Infrastructure Needs (AWIN) sustainability risk factor. Municipalities who do not meet the AWIN eligibility criteria may submit a financial hardship report to the Department for additional consideration justifying the forgiveness requested. The refinanced interest rate and administration fee will be at the current rates identified in this IUP. Refinanced projects will not be eligible for Loan Forgiveness or Small Town Grants and may only refinance once every five years. The term length will not exceed the maximum eligible term from the initiation of operation and there must be at least five years of payment left to refinance a loan.

E. Water Quality Planning

Section 604(b) of the CWA provides for \$100,000 or 1% of the CWSRF allotment, whichever is greater, to be used to carry out water quality management planning under Sections 205(j) and 303(e) of the CWA. Section 604(b) funds are provided through a grant application process separate from the CWSRF capitalization grant process. The CWA Amendments of 1987 amend Section 205(j)(3) and direct the State to consider allocating up to 40% of the allotment to regional public comprehensive planning organizations and appropriate interstate organizations unless the Governor, with approval of the EPA Regional Administrator, agrees that less than 40% should be allocated.

The NDEQ has notified appropriate organizations of the pass-through provision. The Department received no applications from appropriate organizations for water quality. The 205(j)(1) funds will be used for water quality planning on a statewide basis. The Governor has submitted a proposal to the EPA Region VII Administrator for allocation of these resources.

F. Emergency Loan Assistance

The Department will consider applications for emergency loan assistance in the case of catastrophic failure of existing facilities, causing a public health or environmental threat in accordance with Title 131, Chapter 3, Section 005. The NDEQ may provide funding for emergency projects at any time, subject to availability of funds and aside from the adopted Funding and Planning Lists.

G. Amendments to the IUP

NDEQ may vary from the IUP without additional public participation when/if:

- It is determined to be minor; or
- It is in line with the bypass provisions; or
- An emergency assistance need is realized; or
- Unanticipated additional funds become available for loans and grants, such as through a stimulus program focused on improving water infrastructure.

Any changes such as these may be reported in the Annual Report to EPA.

H. Audits and Reporting, EPA, and Environmental Requirements

Nebraska's CWSRF program is committed to transparency and accountability. To that end, program information noted in Intended Use Plans, Annual Reports, and other program materials are available upon request or through NDEQ's website (<http://deq.ne.gov>). Project milestones and information are reported to EPA through the Project Cost and Benefits Reporting database (CBR) and the Clean Water SRF National Information Management System (NIMS). CWSRF Projects will be funded by disbursing 100% of match funds prior to withdrawing federal capitalization funds. An independent audit of the program is conducted annually by the State Auditor of Public Accounts office. Finally, all projects with estimated costs of \$25,000 or greater that receive federal funds are subject to reporting under the Federal Funding Accountability and Transparency Act (FFATA). Beginning with the FFY 2011 Capitalization Grant, FFATA ensures that the public can access information on all recipients through <https://www.usaspending.gov>.

All potential CWSRF funded projects receiving loans from funds directly made available by capitalization grants and identified as Clean Water Section 212 projects must comply with the federal "cross-cutting" provisions (federal laws and authorities that apply by their own terms in federal financial assistance programs). The June 10, 2014 CW amendments added an Architectural and Engineering procurement requirement beginning October 1, 2014. Architectural and Engineering Services, as defined in the amendments and guidance, include feasibility studies, preliminary engineering, design, engineering, mapping, surveying, and construction management. If federal funds are utilized for projects that do not have Architectural and Engineering contracts, or Architectural and Engineering contracts funded by the CWSRF, then no action is required beyond reporting this in the IUP and Annual Report.

Federal cross cutting authorities, FFATA, Architectural and Engineering procurement, signage, and sub-recipient monitoring requirements associated with the receipt of more than \$750,000 in federal funds from any source during the fiscal year may be assigned to several projects where an equivalent amount of the capitalization grant is disbursed. The following have been targeted for the receipt of federal funds and therefore, potential sub-recipient monitoring: Grand Island and York.

A National Environmental Policy Act (NEPA) like environmental review process has also become a requirement of all loans that are considered treatment works with the June 2014 CW amendments. The review will be conducted in accordance with 40 CFR 35.3140(b)(1) through (5) to ensure compliance with

the CWA, Section 511(c)(1). The process culminates in the issuance of a FNSI or a CATEX for each potential CWSRF project prior to closing on loan contract documents. The FNSI and CATEX serve as the SRF's commitment to fund a project with current loan terms; however, the funding commitment expires one year after the document is issued unless a longer time frame is identified in the FNSI or CATEX. Additionally, the FNSI or CATEX expire five years after the date of issuance as in accordance with NEPA.

A continuing EPA requirement to address Environmental Results under EPA Assistance Agreements will be met by the inclusion of a summary or copy of this information in the Annual Report.

All CWSRF projects are required to comply with the Civil Rights Act of 1994 and related anti-discrimination laws. The FFY 2010 appropriation required that CWSRF loans contain provisions that all laborers and mechanics working for contractors and sub-contractors be paid at the prevailing wage rates, commonly referred to as Davis-Bacon wage determinations. Davis-Bacon was a continued requirement for funding the federal government programs for FFY 2013 through FFY 2016. The June 2014 CW amendments have now codified the Davis-Bacon wage determination beginning October 1, 2014. It requires the application of Davis-Bacon prevailing wage rates to all wastewater treatment work projects funded in whole or in part by the CWSRF. Davis-Bacon applies to construction contracts over \$2,000 and their subcontractors (regardless of subcontract amount). To ensure compliance with these requirements, NDEQ will verify that the correct wage determinations are being included in the bid specifications and/or construction contracts. NDEQ will also provide assistance recipients with the specific EPA Davis-Bacon contract language that is to be included in bid specifications and/or contracts, and forms for the recipient to document compliance with the Davis-Bacon provisions based upon a review of weekly payrolls.

Davis-Bacon requirements do not apply to refinancing of projects that have completed construction prior to October 30, 2009. Davis-Bacon requirements only apply to projects that are considered treatment works and therefore will not apply to the proposed Linked Deposit Program.

The Consolidated Appropriations Act of 2014 (Public Law 113-76) included an "American Iron and Steel (AIS)" requirement that required the CWSRF assistance recipients to use iron and steel products that were produced in the United States for projects for the construction, alteration, maintenance, or repair of a public water system or treatment works if the project was funded through an assistance agreement executed beginning January 17, 2014, through October 1, 2014. The June 10, 2014 CW amendments have now codified the American Iron and Steel requirement. American Iron and Steel only applies to projects that are considered wastewater treatment works.

The June 2014 CW amendments also included an Architectural and Engineering procurement (described above), Fiscal Sustainability Plan, Cost and Effectiveness analysis, and a requirement to establish an Affordability Criteria. Fiscal Sustainability Plans apply to the repair, replacement, and/or expansion of a treatment work project whose application was received on or after October 1, 2014. A Fiscal Sustainability Plan describes how a wastewater treatment facility owner will fund the creation, acquisition, operation, maintenance, rehabilitation and disposal of assets to meet an owner's established level of service with the least overall cost from startup, operation, and end of life. The plans must include energy and water efficiency improvements. The Cost and Effectiveness analysis applies to all municipalities or intermunicipals, interstates, or State recipients who submit an application on or after October 1, 2015. A Cost and Effectiveness analysis evaluates the design approaches that meet an owner's performance requirements while maximizing the potential for water and energy efficiency to the extent practicable. The Affordability Criteria had to be established by September 30, 2015 to assist in identifying municipalities that would experience a significant hardship raising revenue necessary to finance a project. The criteria must include income, unemployment data, population trends, and other data determined relevant by the Department. The criteria and procedures are described in Appendix F.

V. CWSRF GRANTS

A. Project Planning Activities and Report Grant

The Department is reserving a minimum of \$75,000 from the Administration Cash Fund for Project Planning Activities and Report (PPAR) grants and other financial assistance under this section during SFY 2018. Additional funds may be provided dependent on availability of funds and demand for planning assistance.

PPAR grants may be provided to municipalities with populations of 10,000 or fewer inhabitants which demonstrate serious financial hardship. Municipalities must indicate on the annual CW Needs Survey that a Facility Plan, Preliminary Engineering Report, or Study is desired and the wastewater treatment facility project must be identified on the CWSRF Project Priority Planning List in Appendix B1. Municipalities must also not have received a PPAR grant in the previous five years. After July 1, the Department will inform municipalities if they are eligible for PPAR grants. PPAR grants may be provided for up to 90% of the eligible project cost. The Department will limit the maximum amount of PPAR grant funds to \$15,000 per project. If more grant applications are received than the amount of funds available, the grants will be awarded to the communities with the highest Needs Survey priority points.

The Department may also provide financial assistance through a PPAR grant for projects to investigate low-cost options for achieving compliance with the CWA, to encourage wastewater reuse, and conducting other studies for the purpose of enhancing the ability of communities to meet the requirements of the CWA. The Department is not providing any funds for this activity during SFY 2017; however, municipalities may submit proposals to the Department for funding consideration under a future IUP.

B. Small Town Grant

Small Town Grants are made concurrent with loans to qualifying communities of 10,000 population or fewer and are subject to availability of funds. The total of Project Planning Activities and Report Grant and Small Town Grant must not exceed 40% of the previous year's administrative fee receipts. The Department will limit the maximum amount of small town grants to \$250,000 per project. Projects are prioritized based on type of project and financial hardship. The Small Town Grant program allocation procedure is further described in Appendix E. A portion of the funds reserved for Small Town Grants may be used for Project Planning Activities and Report Grants provided under paragraph A, Section V above if planning demand is high and Small Town Grant money is available.

C. Emergency Grant

The Department has authority to provide Emergency Grant funding from the Administration Cash Fund. Emergency Grant funding will be administered in accordance with Title 131, Chapter 3, Section 006, and Chapter 9. Such grants shall not be used for routine repair or maintenance of facilities, and may be combined with a loan. To date, no Emergency Grants have been awarded.

D. Loan Forgiveness

The June 2014 CW amendments specify a state may provide additional subsidization in a fiscal year if the total amount appropriated for making capitalization grants to all states exceeds \$1,000,000,000. Then states may use up to 30% of the total amount received in their capitalization grant for additional subsidization. If in a fiscal year, the amount appropriated for making capitalization grants to all states exceeds \$1,000,000,000 by a percentage that is less than 30%, then the percentage above \$1,000,000,000 should be used in place of 30%. However, the FFY 2017 grant requirement states that 10% of the capitalization grant must be used for additional subsidization. The Department chooses to provide additional subsidization in the form of loan forgiveness up to a maximum of \$100,000 per project. The Department will reserve up to \$680,300 (10% of the capitalization grant) for forgiveness to be used

for additional subsidization. The Department's power and authority to distribute the additional subsidization is an existing authority under the Nebraska Environmental Protection Act §81-1504(4) and the Wastewater Treatment Facilities Construction Assistance Act §81-15,150. Together, these statutes allow the Department to accept and expend federal grants for projects described in these references.

The June 2014 CW amendments also require States to develop affordability criteria to assist in identifying applicants that would have difficulty financing projects without additional subsidization. The criteria must be based on income, unemployment data, population trends, and other data determined relevant by the State. The CWSRF may provide this subsidization in the form of loan forgiveness to qualifying communities that meet the requirements described in Appendix F. With forgiveness, the loan recipient will not be required to repay that portion of the principal as loan forgiveness under the terms and conditions of the loan contract. At the time of the loan closing, all current Intended Use Plan conditions are in effect and past IUP conditions are not available to the loan recipient.

E. Green Project Reserve (GPR)

EPA has required or encouraged states to fund "green" projects. Typically, green infrastructure projects include water or energy savings or efficiency measures, storm water management, or other innovative concepts to save water or energy. Green infrastructure projects for possible funding include the following: Amherst, Grand Island, Gresham, Hastings, Long Pine and Taylor. Should the above mentioned projects fail to proceed or qualify as green infrastructure, the Department will make a continued effort to solicit additional qualifying projects. Every effort will be made to fund the required 10% reserve amount during this IUP cycle. GPR loans will be funded at 1.25% to help encourage qualifying projects.

VI. LEVERAGED OR POOLED BOND ISSUES

Many communities are anticipating large capital expenditures associated with combined sewer separation, storm sewer, interceptor sewers, wastewater treatment plant upgrades, and nonpoint source control projects in FFY 2018 and beyond. Many of these projects are listed in the Intended Use Plan. In order to have the ability to meet the anticipated needs, the Department proposes to have the ability to borrow funds through NIFA bond issues by leveraging the existing Clean Water State Revolving Loan Fund. The CWSRF fund has about \$286 million in net assets, and has a \$5.1 million annual revenue stream capable of supporting or securing leveraged bond issues, in addition to repaying the required 20% match bonds issued by NIFA. The Department is required to obtain EQC authorization prior to NIFA issuance of any leveraged bonds.

Leveraged bonds may be issued for any municipality or group of municipalities with eligible needs that meet program requirements but are otherwise unable to obtain CWSRF loans due to availability of funds or their position on the priority list. Each leveraged bond issue will be designed as a self-supporting issue. The loan or loans made out of the proceeds from a leveraged bond issue will be designed to support that issue. The revenue from all of the other loans in the program may be used as a credit enhancement or supplemental pledge to improve the bond rating and lower interest rates on the leveraged bonds.

The interest rate charged to communities included in the leveraged pool will be based on the interest rate of the leveraged bonds. Also, the cost of issuance, as well as the cost of administration, will be considered in assessing administrative fees on these loans.

The Department has been considering leveraging and reserves the right to leverage in SFY 2018.

VII. SOURCE WATER PROTECTION AREA and WATER METER PROJECTS

Projects associated with Source Water Protection areas are qualified for funding under nonpoint source eligibilities in the Clean Water State Revolving Loan Program and may be on the CWSRF priority list. In addition, the list of projects for Source Water Protection areas, which may be funded through the Source Water Protection set-aside under the Drinking Water State Revolving Fund (DWSRF) Program, is provided in Section II. Source Water Protection area projects which are listed in Section II need not be listed on the CWSRF priority list to be eligible for funding. The CWSRF will consider funding Source Water protection area projects from DWSRF Section II of this document after the CWSRF January 1 bypass date, and subject to availability of funding.

The DWSRF program in the past has funded drinking water meter projects out of the DWSRF Green Project Reserve. Water meter projects are also an eligible item under the CWSRF, and several have been funded, incidental to larger CWSRF funded projects. The CWSRF program will consider funding water meter projects at the request of NDHHS-DPH from CWSRF Green Project Reserve funds after the CWSRF bypass date of October 1, dependent on the availability of funds. Forgiveness funding for those water meter projects, if available, will be offered under the same conditions provided by the DWSRF, which is set at a 20% forgiveness ceiling level.

VIII. LINKED DEPOSIT PROGRAM

This program is available to public or private entities for the construction, rehabilitation, and enhancement of eligible nonpoint source control systems. The CWSRF will partner with eligible lending institutions that will provide low interest loans to borrowers. Under a linked deposit loan program, the State agrees to deposit funds into an account with the eligible lending institution and the lending institution agrees to provide a loan to a borrower at a reduced interest rate below common market rates. No more than \$2,000,000 shall be used for the new Linked Deposit Program, if funded in SFY 2018. The \$2,000,000 is not part of any set-aside, thereby if these funds are available they may also be used for CWSRF loans. The type of nonpoint source control system projects include:

1. On-Site Wastewater Projects - provide loans to homeowners to replace inadequate septic systems. New systems are reviewed by NDEQ and loans are made through participating lenders through a linked deposit arrangement.
2. Local Water Protection Projects - address soil, sediment, and nutrient control practices on agricultural land. NDEQ works with the local Natural Resource Districts to review the projects were completed adequately and the loans are made through participating lenders through a linked deposit arrangement.
3. Livestock Water Quality Facilities Projects - assist livestock producers with manure management plans, structures, and equipment. Medium and small facilities not requiring a National Pollutant Discharge Elimination System permit are eligible. These projects will be reviewed by the NDEQ Agriculture Section and the loans are made through participating lenders through a linked deposit arrangement.

Once a bank has entered into an agreement with the NDEQ, they may begin to offer loans to customers. All Linked Deposit projects must receive approval from the NDEQ. Once a project has been approved by the NDEQ, funds for that project will be obligated and reserved for that project up to one year from the date of NDEQ's approval and cannot be used by any other CWSRF project.

2018 CWSRF PROJECT PRIORITY FUNDING LIST

Priority Points	Community	ACS 2010-2014 Est. MHI	NPDES ID#	US Census 2010 Est. POP	Project Description(s)	Project Est. Cost	SRF Est. Funding
73	Alma	\$36,563	NE0041335	1,133	Sludge removal \$100,000; Sewer main repairs \$50,000; Manhole rehab \$50,000; Replace force main under highway \$150,000	\$350,000	\$350,000
105	Cody	\$44,643		154	Lagoon improvements \$901,000	\$901,000	\$901,000
89	Creighton	\$36,176	NE0021253	1,154	Sewer line repairs (l/l Issues) - Under contract; BAR screen / fine screen \$150,000; GRIT removal process \$75,000; Clean out digester \$25,000; Clean out aeration tank \$25,000	\$275,000	\$275,000
66	Davenport	\$46,750	NEG960014	294	Plan to do some relining \$175,470	\$175,470	\$175,470
130	Grand Island	\$46,527	NE0043702	48,520	Airport rehabilitation (phases I & II) \$2,310,339; West Park Plaza sewer extension \$1,600,000; Lift station #11 - Upgrade and re-route force main \$2,000,000	\$5,910,339	\$5,910,339
117	Omaha	\$48,751	NE0133680	408,958	Saddle creek CSO 205 \$90,000,000; Burt IZard lift station \$14,000,000; Riverview lift station \$11,000,000; MRWWTP biogas improvements	\$115,000,000	\$15,000,000
80	South Sioux City	\$40,975		13,353	Lift Station Rehab projects \$150,000; Industrial sanitary force main projects \$1,000,000; Odor control at lift station \$100,000	\$1,250,000	\$1,486,200
145	Wauneta	\$35,000	NE0023841	577	New lift station (subdivision) \$250,000; Collection system repairs \$115,000; Sewer lagoon cleaning \$30,000; Sewer lagoon expansion if water treatment facility constructed \$200,000; Channel reconstruction and/or sewer main relocation to protect sanitary sewer crossing Frenchman \$250,000	\$845,000	\$845,000
131	York	\$48,622	NE0040932	7,766	Design of new plant \$1,407,650; New treatment plant construction \$21,553,204; Construction observation / engineering \$1,700,000; Infrastructure improvements \$500,000; New vacuum truck \$385,000	\$25,545,854	\$6,245,854
Totals:						\$150,252,663	\$31,188,863

2018 CWSRF GREEN PROJECT RESERVE (GPR) FUNDING LIST

Priority Points	Community	ACS 2010-2014 Est. MHI	NPDES ID#	US Census 2010 Est. POP	Project Description(s)	Project Est. Cost	SRF Est. Funding
115	Amherst	\$51,042	NE0112992	248	Lagoon expansion \$500,000; Force main & lift station \$350,000; Effluent land application \$150,000	\$1,000,000	\$1,000,000
130	Grand Island	\$46,527	NE0043702	48,520	Abandon lift station #4 \$400,000; Abandon lift station #6 \$1,800,000	\$2,200,000	\$2,200,000
105	Gresham	\$41,607	NE0027359	223	Sewer rehab work \$265,000; Culvert replacement, ditch cleaning \$40,000; Lift station mixers \$20,000; Lagoon improvements (TBD)	\$325,000	\$325,000
105	Hastings	\$46,840	NE0038946	24,907	ASR Project Water Treatment Plant \$11,400,000; Sewer main extensions \$500,000; Sewer main extensions \$170,000; By-pass of metering structure \$100,000	\$12,170,000	\$7,000,000
145	Long Pine	\$31,806	NE0113344	305	Construct new land application lagoon system \$1,200,000; Clean old lagoon and repair intake pipe to north cell (003) \$70,000	\$1,270,000	\$1,270,000
63	Loup City	\$39,333	NE0045250	1,029	Dewatering system \$500,000; 2000 L.F. replacement mains \$120,000; 12000 L.F. lining mains \$300,000; Land application equipment \$100,000; Sewer study \$20,000	\$1,040,000	\$1,040,000
75	Taylor	\$40,833	NE0113000	190	Land application equipment \$100,000; Located lines with infiltration / need to replace or line \$150,000	\$250,000	\$250,000
Totals						\$18,255,000	\$12,195,000

(1),(2),(3),(4) CW Needs Survey can be carried forward for up to four years if the project is in process. The number behind the community name indicates the number of years it has been carried forward from the prior year(s).

* Behind the priority points indicates communities that were in mid-process and therefore were carried over from the prior year.

2010 U.S. Census - Bureau estimated resident population, published by American Fact Finder.

2010-2014 American Community Survey (ACS) estimates, published by U.S. Census Bureau

SECTION II

DRINKING WATER STATE REVOLVING FUND (DWSRF)

INTRODUCTION

The DWSRF was created to provide low cost financing for construction of publicly or privately owned public water systems. For more information on eligibility, please refer to NDEQ's Title 131, Chapter 2, Eligible Use of Funds and Applicability of Federal Requirements.

Section 1452 of the Safe Drinking Water Act (SDWA) and Title 131, Chapter 3, NDEQ, require the state to prepare an annual plan setting forth the manner in which the State intends to use the monies available in the DWSRF. This is Nebraska's SFY 2018 Intended Use Plan (IUP) covering the time period of July 1, 2017 through June 30, 2018. This IUP is an integral part of the cycle of events carried out annually in administering the SRF programs. The IUP serves as a basis for developing grant payment schedules with the U.S. Environmental Protection Agency Region VII Administrator prior to awarding new capitalization grants to the State. In addition, the IUP serves as a basis for assessing the State's performance in administering the SRF programs. This document can be compared to the Annual Report to EPA for a complete picture of what was planned versus what was accomplished over the year. This IUP includes the DWSRF Priority Ranking System and Project Priority Lists provided by the Nebraska Department of Health and Human Services, Division of Public Health (NDHHS-DPH) in Appendix A2 and B2 respectively, the Interest Rate System in Appendix C and Disadvantaged Community loan forgiveness information in Appendix F. Assurances and certifications contained in the Operating Agreement established between the NDEQ, the NDHHS-DPH and the U.S. Environmental Protection Agency, Region VII, are incorporated in this IUP by reference.

HIGHLIGHTS AND WHAT'S NEW FOR SFY 2018

- The plan for SFY 2018 is to continue to blend existing and recycled funds with the FFY 2017 capitalization grant to provide loan forgiveness to the majority of projects in accordance with the disadvantaged community program described in Appendix F. The forgiveness amounts will have a cap of 20% for all eligible project costs on projects that address public health needs or those projects shown on the Funding List. Further, up to 25% forgiveness may be provided for projects that remedy or avoid an Administrative Order (A.O.) issued by NDHHS-DPH.
- The most recent Federal law requires that iron and steel products produced in the United States be used in DWSRF projects, funded prior to October 1, 2017.
- The program interest rate is 2% as of April 1, 2017; this rate will remain the same this year.
- NDHHS-DPH has identified 363 projects with just over \$1 billion in need this year compared to 344 projects and a \$706 million need identified in the SFY 2017 IUP.
- The 1% administration fee charged on all loans may be reduced for past DWSRF loan recipients. Up to a 0.25% reduction in fees on new loans up to the prior borrowed amount, or up to a 0.5% reduction for the communities which have current outstanding loan balances.
- Last year, a pilot program was initiated for infrastructure replacement, providing two planning grants to small communities. That program will now be expanded for another fiscal year, with those two communities now offered forgiveness assistance for their infrastructure projects. Further, similar grant awards will also be extended to four additional communities, with forgiveness assistance provided as of the bypass date of January 1, 2018. The purpose of the program is to determine how to permanently offer grant and forgiveness assistance to communities primarily for public water system infrastructure replacement needs.

I. DWSRF SOURCES AND USES OF FUNDS

The DWSRF is being created from a series of EPA capitalization grants, a required 20% state match from state general fund appropriations, the program’s Administration Cash Fund, and Nebraska Investment Finance Authority (NIFA) public offered bond issues. The FFY 2016 Capitalization Grant was cash matched using Administrative Cash Fund Fee funds, supplemented with Short-Term Bond proceeds. The FFY 2017 grant will be similarly matched, but with bonds supplemented by cash. Sources and uses of funding in the program years discussed in this IUP are summarized below. There are also some funds remaining in set-asides from prior year grants. (See Section IV.D.)

DWSRF SOURCES AND USES OF FUNDS

March 1, 2017 Estimate

SOURCES OF FUNDS	
Cash and unexpended prior grants	103,119,409
EPA FFY 2017 Capitalization Grant	8,312,000
State 2017 Cash Match	1,662,400
EPA FFY 2018 Capitalization Grant	8,312,000
State 2018 Cash Match	1,662,400
June 15, 2017 Loan Repayments	3,272,493
SFY 2018 Loan Repayments	6,403,584
SFY 2019 Loan Repayments	6,439,943
2-Year Projected Interest on Fund Balance	5,000,000
TOTAL	\$ 144,184,229
USES OF FUNDS	
Small System Technical Assistance 2017	166,240
Small System Technical Assistance 2018	166,240
Source Water Protection 2017	750,000
Source Water Protection 2018	625,000
Public Water System Program Admin 2017	1,234,500
Public Water System Program Admin 2018	1,234,500
Current Loan Obligations	32,697,520
Funding List Loans	71,288,668
SFY 2018 Planning List Loans	36,021,561
TOTAL	\$ 144,184,229

SOURCES AND USES OF ADMINISTRATION CASH FUNDS

March 1, 2017 Estimate

SOURCES OF FUNDS	
Cash Balance	655,463
June 15, 2016 Fee Receipts	397,465
SFY 2018 Fee Receipts	770,863
SFY 2019 Fee Receipts	725,206
2-Year Projected Interest on Fund Balance	100,000
TOTAL	\$ 2,648,997
USES OF FUNDS	
Program Administration SFY 2017/2018	700,000
Program Administration SFY 2019	550,000
Grant Cash Match SFY 2017/2018	500,000
Grant Cash Match SFY 2018/2019	500,000
PROJECTED ADMIN FUND BALANCE	\$ 398,997

Note: The Administration Cash Fund may also be used for unanticipated disbursements of Planning and/or Source Water Protection Grants, and for Forgiveness assistance in accordance with DWSRF State Statute.

Section 1452 of the SDWA authorizes states to set-aside funds to implement provisions of the SDWA. Discussion on the planned utilization of these set-asides follows.

The DWSRF Administration Expense (4%) set-aside may be used for DWSRF program administration. These activities may include program costs for both NDEQ and NDHHS-DPH for day-to-day program management activities and other costs associated with debt issuance, financial management, consulting, and support services necessary to provide a complete program. In addition, technical assistance to public water systems can be funded from this set-aside. Administrative costs will be paid out of the program's Administration Cash Fund for this year. This set-aside authority will be reserved for potential future use from subsequent capitalization grants. The following is the 4% Set-Aside – Reserved Authority:

Set Aside – Reserve Authority	Amount
FFY 2008 Cap Grant	\$325,000
FFY 2009 Cap Grant	\$200,800
ARRA Cap Grant	\$780,000
FFY 2010 Cap Grant	\$542,920
FFY2011 Cap Grant	\$376,720
FFY 2013 Cap Grant	\$336,840

Set Aside – Reserve Authority	Amount
FFY 2014 Cap Grant	\$353,800
FFY 2016 Cap Grant	\$332,480
FFY 2017 Cap Grant	\$332,480
Total Reserved Authority	\$3,581,040

The program is implementing Northbridge loan and grant tracking software purchased with the 4% set-aside funds from both the CWSRF and DWSRF. The contract was let through EPA. A total of \$105,440 will be used from the FFY 2015 4% set-aside as in-kind funds for completion of that software contract.

The Small System Technical Assistance (2%) set-aside may be used to provide technical, financial, and managerial assistance to Public Water Systems serving 10,000 or fewer persons. This will be accomplished through contracts with organizations and or engineering consultants with expertise in dealing with small systems and will be coordinated by the NDHHS-DPH. For this set-aside, the DWSRF plans to allocate the full 2% funding amounts from the FFY 2017 grant, a total of \$166,240. Further, it is planned that Nebraska’s 2% Team, which composed of numerous organizations and private citizens interested in public water supply issues for the State of Nebraska, will continue to develop initiatives from guidance issued in EPA’s Drinking Water Infrastructure Sustainability Policy through DHHS-DPH’s Capacity Development Stakeholders meetings for implementation in the SFY 2018 program. The following is the 2% Set-Aside – Reserved Authority:

Set Aside – Reserve Authority	Amount
FFY 2016 Cap Grant	\$176,900
Total Reserved Authority	\$176,900

Under the Local Assistance & Other State Programs (15%) set-aside, NDEQ and NDHHS-DPH will allocate \$75,000 for Capacity Development and \$100,000 for Source Water Protection program administration from FFY 2017 funds. The program proposes to allocate \$575,000 from FFY 2017 funds for planning grant, security grant and source water protection activities, described in detail in subsequent sections. Dependent upon the grant conditions, it is planned that \$625,000 from the FFY 2018 funds and from unexpended historical allocations of this set-aside will be used for similar activities.

Typically, the State may use up to a total of 10 percent of a capitalization grant for the Public Water Supply Program (PWSP) Administration (10%) set-aside. This year, the PWSP will use \$831,200, the full amount of the 10% set-aside from the FFY 2017 grant, plus \$403,300 of the authority that had been previously reserved from past capitalization grants, for a total of \$1,234,500 from the FFY 2017 grant. The following is the 10% Set-Aside - Reserved Authority from past grants:

10% Set-aside Reserved Authority	Amount
ARRA Cap Grant	\$1,029,200
FFY 2010 Cap Grant	\$607,300
FFY 2011 Cap Grant	\$191,800
Total Past Reserved Authority	\$1,828,300
Proposed SFY 2018 Allocation	-\$403,300
Total Reserved Authority	\$1,425,000

The PWSP plans to use at least the full 10% amount from the FFY 2018 grant, when available.

The DWSRF intends to provide at least the \$1,662,400 in loan forgiveness funding from the FFY 2017 grant, and blend it with leftover forgiveness assistance from past grants to provide just over \$3.1M in forgiveness assistance during the SFY. Forgiveness funds will be targeted primarily to the highest ranked eligible projects on the Priority Funding Lists, those that address public health needs, or are needed to address critical capacity development concerns. Forgiveness assistance will be provided at the time a disbursement request is processed.

Additional loan forgiveness in an amount not to exceed 65% of the revenue from administrative fees collected in the prior fiscal year may be provided in SFY 2018 from the Administration Cash Fund, if the proposed forgiveness allocations from the Capitalization Grants are not sufficient, or if at the discretion of NDHHS-DPH, a state source of forgiveness funding is required for a project. All levels of forgiveness will be reported in the Finding of No Significant Impact Statement or Categorical Exclusion, whichever is issued for a project, before the loan agreement is signed.

II. LONG-TERM AND SHORT-TERM GOAL STATEMENTS FOR THE DWSRF PROGRAM

The overall goal is to assist Public Water Systems (PWSs) in protecting the health and welfare of Nebraskans by helping to assure safe, adequate, and reliable drinking water through the provisions of the Nebraska Safe Drinking Water Act administered by NDHHS-DPH.

A. Long-Term Goals

1. Manage the DWSRF fund so its revolving nature is assured in perpetuity in order to provide a source of continuing financial assistance to PWSs for future drinking water needs. It is our intent to request EPA capitalization grants and obtain state match in a timely manner, and to allocate match and recycle funds to projects in a timely manner.
2. Survey systems for drinking water infrastructure needs in order for NDHHS-DPH to maintain a database for making program decisions, and to evaluate user charges on a regular basis.
3. Protect the public health by maximizing funding towards high priority projects.
4. Promote cost-effective water projects which consider several alternatives and include a cost-effectiveness analysis comparing the appropriateness of the alternatives.
5. Maintain a program that will consider the long-term viability of PWSs.
6. Coordinate with the U.S. Department of Agriculture-Rural Development and the Nebraska Department of Economic Development-Community Development Block Grant programs to provide affordable financing for public drinking water needs.
7. Balancing the need for fund growth at the rate of inflation experienced in the construction industry versus the desire to provide loans at low interest rates. The fund and loan interest rates and cost of borrowing the state match will be examined annually to evaluate the fund net growth and determine the reasonableness of loan interest rates. Management practices will be reviewed and modified annually to assist in achieving the growth goals.

8. Progress toward incorporating source water protection best management practices into public water supply operations.

B. Short -Term Goals

1. Continue to attract customers to the program with low interest rates.
2. Commit available loan funds to as many of the highest priority projects as possible.
3. Assist systems which need to upgrade or construct new drinking water projects to attain and/or maintain compliance with the provisions of the Nebraska Safe Drinking Water Act and the regulations adopted there under.
4. Assist systems in meeting required drinking water quality standards. This includes giving priority to systems with compliance deadlines established by the NDHHS-DPH.
5. Work with systems in need of technical, financial, and managerial assistance.
6. Address critical public health needs identified by the Public Water Supply Program (PWSP) administered by NDHHS-DPH.
7. Provide at least 15% of the DWSRF capitalization funds for loans to small systems with populations less than 10,000. It is estimated that at least 36.5% of the loans closed in SFY 2018 will be made with small systems.
8. Continue revisions of source water delineations and complete the transition from source water assessments to protection activities, utilizing the source water protection set-aside for granted projects.
9. Evaluate whether to amend the ranking system criteria to fund replacement of existing public water system infrastructure.

III. METHODS AND CRITERIA FOR DISTRIBUTION OF FUNDS

Nebraska's proposed distribution of available funds was determined by use of the following steps:

- (A) State identified set-aside amounts as authorized by the SDWA;
- (B) NDHHS-DPH identified and ranked projects in accordance with the Priority Ranking System (Appendix A2);
- (C) Funding Lists were prepared by NDHHS-DPH in accordance with established readiness to proceed criteria; and
- (D) NDEQ developed a DWSRF capitalization grant payment schedule to provide resources for making timely binding commitments to the projects selected for DWSRF assistance.

A. Set-Aside Utilization

The State intends to utilize the authorized set-asides as described in Section I DWSRF Sources and Uses of Funds; see Section I for a narrative description.

B. Identify Priority Projects

The Priority Ranking System was used to prioritize and establish the funding order for DWSRF projects, in conjunction with Readiness to Proceed Criteria developed and adopted by NDHHS-DPH (Appendix A2). Through the annual DWSRF stakeholder process, the intent of the Readiness to Proceed criteria is to identify those projects most likely to receive funding during the fiscal year based upon the information provided by the PWSs (or their engineers). Those projects are shown on the SFY 2018 DWSRF Project Priority Funding Lists. The Planning and Land Acquisition Lists were prepared in accordance with the established ranking system.

C. Identify How Funds Will Be Allocated

The DWSRF Project Priority Funding Lists presents those projects anticipated for funding in the SFY 2018 IUP cycle. Allocation of funds among eligible projects was a multiple step process.

1. NDHHS-DPH initiated the annual Public Water Supply State Fiscal Year Drinking Water Needs Survey to identify PWSs expressing interest in the DWSRF program and those who wished to be placed in the SFY 2018 DWSRF IUP.
2. The DWSRF Sources and Uses of Funds identify levels of funding. The funding allocation was checked to ensure that at least 15% of the funds were allocated to small systems serving fewer than 10,000 persons.
3. Both the Priority Ranking System and Project Priority Funding and Planning Lists developed by NDHHS-DPH were presented for discussion, comment and approval at the Governor's appointed Advisory Council on Public Water Supply on March 30, 2017.
4. The Final Priority Ranking System and Project Priority Funding and Planning Lists were submitted to and approved by the Chief Medical Officer, NDHHS-DPH.
5. The IUP was submitted to the Environmental Quality Council for approval in a final public hearing process.

D. Develop DWSRF Payment Schedule for State Capitalization Grant

In order to prepare a Payment Schedule for receiving Capitalization Grant funds, projections were made of binding commitments (e.g., signed loan contract). The information in the funding lists (source and amount of funding) was used to determine the DWSRF Payment Schedule shown below.

DWSRF CAPITALIZATION GRANT PAYMENT SCHEDULE

Program Funding Cap Grant Year	SFY 2018 1Q FFY 2017 4Q	SFY 2018 2Q FFY 2018 1Q	SFY 2018 3Q FFY 2018 2Q	SFY 2018 4Q FFY 2018 3Q	SFY 2019 1Q FFY 2018 4Q
FFY 2017	\$8,312,000				
FFY 2018					\$8,312,000
Match	\$1,662,400				\$1,662,400

Note: Match will be deposited into the Fund before the State receives capitalization grant payment from EPA.

E. Develop Disbursement (Outlay) Schedule for DWSRF Program Projects

EPA uses this schedule along with the schedules from the other states' programs to project their own cash flow needs. The actual binding commitment (a signed loan contract) will include an anticipated outlay schedule. Schedules from all projects are cumulated to project the DWSRF's total cash flow needs. The DWSRF will disburse all required state match prior to any federal drawdowns from the FFY 2017 grant, except for the set-aside use that occurs without state match payment.

F. Bypass Date and Changes to Project Lists

Projects that receive 85 or more priority points are assigned high priority status on the Project Priority Planning List. Funds available in SFY 2018 are not sufficient to fund all of the high and low priority status projects listed on the Project Priority Planning List presented in Appendix B2. The NDHHS-DPH will follow the protocol described below to assure that high priority status projects are given initial bypass priority. SFY 2018 Funding List projects will have funds reserved until the initial bypass date of October 1, 2017. Any high priority status project can be funded during the remainder of the SFY, if funds remain. The second bypass date is January 1, 2018. Following that date, any low priority status project can be funded prior to June 30, 2018, if funds remain. Following each bypass date, DWSRF will offer loan assistance for those projects ready to proceed in priority order down the Project Priority Planning List, until all remaining available project funds have been obligated. Amendments to existing loans can be closed at any time under the original loan agreement terms (except interest rate), unless upgrading to the SFY 2018 program criteria provides a better financing alternative.

The Interagency Water and Wastewater Advisory Committee reviews common pre-applications for water and wastewater infrastructure funding once a month. This committee assesses the suitability of providing grant and loan funds from various funding agencies, such as the United States Department of Agriculture's Rural Development program (USDA-RD) and the Nebraska Department of Economic Development's (NDED) Community Development Block Grant program (CDBG), as well as the DWSRF. The USDA-RD and NDED typically provide funding to those projects already included on the Priority Funding Lists. In ranked order down the funding lists, those projects ready to proceed will be transferred from the Funding to the Planning Lists prior to the bypass dates, if funding commitments are made by these other agencies to funding list projects, when a funding list project indicates that they do not plan to proceed, or if additional funds become available for allocation to projects.

Projects that are moving forward but will not be able to close a loan prior to the end of the current SFY will be considered to have obligated funds if the loan applicant has held a public hearing or meeting and/or a Finding of No Significant Impact (FNSI) has been issued or a Categorical Exclusion (CatEx) has been

signed and issued by the NDEQ Director. These actions shall be considered to constitute a binding commitment with the community for a DWSRF loan. The binding commitment will expire at the end of SFY 2019. PWSs with binding commitments issued in SFY 2017 will be able to close loans prior to the October 1st or January 1st bypass dates, under the terms noted in the SFY 2017 IUP (except interest rate) unless the SFY 2018 funding list or bypass criteria provide better financing alternatives before those dates. The PWS may request an extension of one year for the binding commitment if unforeseen circumstances occur and prevent the PWS from closing the loan.

To meet critical public health needs resulting from a natural or manmade disaster which may or may not activate the State Emergency Operations Plan, the Chief Medical Officer of NDHHS-DPH may request the Director of NDEQ to bypass the order of priority projects listed in the IUP and to prioritize any remaining available funds for eligible drinking water projects.

Land Acquisition, Source Water Protection Area, and Water Meter Projects listed on the SFY 2018 IUP may be funded in accordance with the Source Water Protection Area and Water Meter Projects, Part VII of Section I, CWSRF. Land Acquisition, Source Water Protection Area, and Water Meter projects may be funded after the CWSRF bypass date, subject to availability of CWSRF funding. In addition, dechlorination projects listed under the CWSRF ranking list may be funded as DWSRF low-priority projects after the January 1, 2018 bypass date, should funds remain available. Further, if a nonpoint source project funded under the CWSRF has DWSRF eligible-only funding phases, those phases will be funded at the interest and fee rates issued under the CWSRF, to the level allowable by regulation.

High priority status projects will be carried forward for up to three years in the IUP if the criteria resulting in the system's priority ranking remains in effect. All remaining Low Priority status projects will be carried forward for up to three years in the IUP if the system has a Preliminary Engineering Report on file with the NDHHS-DPH. Projects that have been carried forward for three years must resubmit the annual Public Water Supply Needs Survey form in order to be re-ranked to maintain their priority status. All PWSs were offered the choice of not to be included on the SFY 2018 IUP if the system selected that option on the needs survey form.

IV. ADDITIONAL INFORMATION AND REQUIREMENTS

A. Administrative Fees

Nebraska will continue to use the DWSRF Administration Cash Fund to cover administrative program costs this fiscal year. To meet the long term administrative needs of the program, an annual fee of up to 1% is charged against the outstanding principal on loans. However, the 1% administration fee charged on all loans may be reduced for past DWSRF loan recipients. Up to a 0.25% reduction in fees on new loans up to the prior borrowed amount, or up to a 0.5% reduction for the communities which have current outstanding loan balances. These fees are not included in the loan principal. Fees collected in addition to principal and interest that are not deposited as loan repayments are considered "income received by the grantee" or "program income." For the FFY 2017 Capitalization Grant, it is estimated that administrative fees collected on Capitalization Grant loans that is considered to be program income will amount to approximately \$332,480.

This fee is figured on a semiannual basis and billed when loan principal and interest payments are due. The fee will be applied to all loans in accordance with Title 131, Chapter 8, and the loan agreement. The fee is deposited into an account separate from the DWSRF accounts and is used for administrative costs. It is planned that revenue from fees will be used in part to provide the Capitalization Grant match for the FFY 2017 and 2018 Capitalization Grants. Further, the Administration Cash Fund may be used for loan forgiveness and/or planning/source water protection grant funds.

B. DWSRF Market Loan Rates

The DWSRF market loan rate determination procedure is described in the SRF program regulations (Title 131), and is based on the cost of borrowing money for the DWSRF and on public finance market rates. The SRF market rate will be set at 2% for the SFY 2018 IUP unless there is a significant change in the bond interest rates available through the public finance market. The Director may adjust the rate of interest in response to changing public finance market conditions. The actual interest rate charged on each loan will be determined under the procedures described in Appendix C.

C. Terms

Repayment of loans will generally be based on a level payment amortization schedule with full amortization of a typical loan in 20 years. Several opportunities for changing the loan terms are provided under provisions in Appendix C. No prepayment is allowed within the first 5 years of the loan term if the loan recipient has received Forgiveness assistance.

D. Financial Status of DWSRF

Estimate as of March 1, 2017

Since 1997, the EPA provided the State fifteen federal capitalization grants totaling \$174,681,726 and an ARRA grant for \$19,500,000. The State, in turn, provided \$35,014,267 from cash, general funds, and bond proceeds to meet the 20% match requirements. On March 1, 2017, the DWSRF has \$82,760,933 in outstanding loans and \$32,697,520 in loan and forgiveness obligations.

Administrative expenses of the DWSRF program are paid out of fees charged on loans. Loan fees are deposited in the DWSRF Administration Cash Fund. The program collected \$930,075 fees in SFY 2016, and incurred \$589,259 in expenses for program administration. The DWSRF Administration Cash Fund balance is \$655,463. In SFY 2018, cash from the Administration Cash Fund may be used to supplement Short-Term Bond proceeds, will be used as match for the FFY 2017 grant. It is planned that the FFY 2018 grant will be matched similarly. All match will be deposited into the Fund before the State receives Capitalization Grant payments from the EPA. Administrative Cash Fee collection in SFY 2018 will decrease to about \$771,000, and program administration expenses should remain around \$500,000.

Capitalization grants from federal appropriations provided prior to FFY 2015 are entirely expended. The 2%, 10%, and 15% set-asides from future grants will be used as described in Section II, I. DWSRF Sources and Uses of Funds. Set-aside balances as of March 1, 2017 from the FFY 2015 and 2016 Capitalization Grants are shown in the following table.

SET-ASIDE BALANCES

CAPITALIZATION GRANT	2% SET-ASIDE	10% SET-ASIDE	15% SET-ASIDE	LOANS	BALANCE
2015	\$5,516	\$0	\$181,295	\$0	\$186,811
2016	\$166,240	\$374,123	\$391,923	\$3,985,200	\$4,525,563

E. Emergency Loan Assistance

Applications for emergency loan assistance in the case of catastrophic failure of the PWS or unforeseen threats of contamination to the source water supply will be considered by the Department in accordance with Title 131, Ch. 3.004.02. NDEQ may provide funding for emergency projects at any time, subject to availability of funds and project approval by NDHHS-DPH, and notwithstanding the adopted Funding Lists. It must be documented that the emergency jeopardizes the PWS's ability to provide an adequate supply of safe drinking water on a continuous basis. Approval of the project to resolve the emergency must be obtained from NDHHS-DPH.

F. Amendments to the IUP

NDEQ and/or NDHHS-DPH may vary from the IUP without additional public participation when/if:

- It is determined to be minor; or
- It is in line with the bypass provisions; or
- An emergency assistance need is realized; or
- Unanticipated additional funds become available for loans and grants, such as through a stimulus program focused on improving water infrastructure.

Any changes such as these may be reported in the Annual Report to EPA.

G. Audit and Reporting, EPA, and Environmental Requirements

Nebraska's DWSRF is committed to transparency and accountability. To that end, program information noted in Intended Use Plans, Annual Reports, and other program materials are available upon request, or for the IUP, through NDEQ's website (<http://deq.ne.gov>). Project milestones and information are reported to EPA through the Project and Benefits Reporting (PBR) database and the Drinking Water SRF National Information Management System (DWNIMS). Further, an independent audit of the program is conducted annually by the State's Auditor of Public Accounts office. Finally, projects with estimated costs of \$25,000 or greater that receive federal funds are subject to reporting under the Federal Funding Accountability and Transparency Act (FFATA), per EPA issued guidance. Beginning with the FFY 2011 Capitalization Grant, FFATA ensures that the public can access information on all recipients through <https://www.usaspending.gov>.

It is the program's intent to assist as many projects from the SFY 2018 Funding Lists (Appendix B2) as possible with the loan and forgiveness funds. Fifteen percent (15%) of total funds available shall also meet the requirements for small system priority as established in the Federal statute and discussed in the NDHHS-DPH's Priority Ranking System (Appendix A2).

NEPA-like environmental review requirements, Federal cross cutting authorities, FFATA, signage, and sub-recipient monitoring requirements associated with the receipt of more than \$750,000 in federal funds from any source during the fiscal year may be assigned to several projects where an equivalent amount of the capitalization grant is disbursed. For the current IUP cycle the communities of Fairbury, Milford, Ogallala and O'Neill will be targeted for receipt of these funds.

EPA's appropriations require the application of Davis-Bacon prevailing wage rates to all projects funded in whole or in part by the DWSRF. Davis-Bacon applies to construction contracts over \$2,000 and their subcontractors (regardless of subcontract amount). To ensure compliance with these requirements, NDEQ will confirm that the correct wage determinations are being included in the bid specifications and/or construction contracts. NDEQ will also provide assistance recipients with the specific EPA Davis-Bacon contract language that is to be included in bid specifications and/or contracts, and forms for the recipient to document compliance with the Davis-Bacon provisions based upon a review of weekly payrolls.

All DWSRF projects with funds directly made available by Capitalization Grants must comply with the Federal "cross-cutting" authorities, which are Federal laws and authorities that apply by their own terms in Federal financial assistance programs. All projects are also required to undergo a State Environmental

Review Process, and are required to comply with the Civil Rights Act of 1964 and related anti-discrimination laws.

The Water Infrastructure Improvements for the Nation Act (Public Law 114-322) includes an "American Iron and Steel (AIS)" requirement that requires the DWSRF assistance recipients to use iron and steel products that are produced in the United States for projects for the construction, alteration, maintenance, or repair of a public water system or treatment works if the project is funded through an assistance agreement executed before September 30, 2017. It is possible this requirement will be extended to September 30, 2018.

H. *Disadvantaged Community*

Additional assistance for Disadvantaged Communities through loan forgiveness will utilize the Affordability (Disadvantaged) Criteria provided in Appendix F. Additional assistance of loan terms up to 30 years will be available to communities which have a Median Household Income (MHI) less than or equal to 120% of the State MHI, using the 2010-2014 American Community Survey (ACS) data set published by the U.S. Census Bureau.

Forgiveness funds will be targeted to the highest priority eligible projects on the Priority Funding Lists until all designated funds are obligated. The SFY 2018 program will rely on the existing disadvantaged community forgiveness criteria, except that a policy change to a 20% forgiveness ceiling amount will remain in effect for allocating the remainder of the FFY 2016 and all of the FFY 2017/18 funds to high priority projects. Further, an increase to a 25% forgiveness ceiling may be allowed for projects that will remedy NDHHS-DPH A.O.s plus for those communities that avoid A.O.s (See Appendix A2). In addition, a pilot program was initiated for infrastructure replacement last year, providing two planning grants to small communities. That program will now be expanded into this fiscal year, with those two communities now offered forgiveness assistance for their infrastructure projects. Further, similar planning grant awards will also be extended to four additional communities, with forgiveness assistance provided to those as of the bypass date of January 1, 2018. Forgiveness assistance may range up to a 25% ceiling depending upon the scope of the project and the socio-economic conditions of the community. The purpose of the pilot program is to determine how to permanently offer grant and forgiveness assistance to communities primarily for public water system infrastructure replacement needs.

Finally, forgiveness funding as part of a sponsorship program may be offered to all DWSRF funded projects that include a new water supply well(s) phase or rely on innovative planning to avoid a water treatment alternative. If a community is pursuing a treatment alternative with DWSRF funding, they may submit a plan prepared by a professional engineer based upon innovative techniques that could help the community avoid implementing the treatment alternative as a means of returning to compliance. The plan will require approval from DHHS-DPH, but at the discretion of the DHHS-DPH, may be eligible for reimbursement through forgiveness funding up to an overall 50% level, should it be determined the plan is acceptable to DHHS-DPH.

Exceptions to the 20% forgiveness amount, up to a 50% level, may be allowed where funding of projects are a collaborative effort between the DWSRF and USDA-RD programs, and where ARRA funding from either program is being or has been obligated to the project. This policy is a continuation of policy implemented during the DWSRF-ARRA program in accordance with guidance provided by the EPA. This may also be allowed for DWSRF-ARRA sub-recipients where it has been determined by NDHHS-DPH that the ARRA funded project in part resulted in the need for another project. This policy will also be extended to those systems that implemented projects as a result of an Emergency Order issued by NDHHS-DPH.

V. DWSRF GRANTS

The following sections apply for the set-aside funding authorized both under past Capitalization Grants, that specifically noted for the planned FFY 2017 set-asides, and should the FFY 2018 Capitalization Grant become available during SFY 2018.

A. PWS Security Grants

NDHHS-DPH PWS Security Grants activity may be funded with \$375,000 from the Drinking Water 15% Set-aside during SFY 2018. The intent of this grant is to provide funds to public water systems (PWSs) serving a population of 10,000 or fewer to improve the security of public water supplies. Eligible PWSs must:

- A. Be a political subdivision with a population of 10,000 or fewer;
- B. Have a Public Water System Emergency Response Plan that has been approved by NDHHS-DPH;
- C. Have attended a workshop regarding potential biological, chemical, and terrorism threats that affect PWS, and;
- D. Provide a 10% match to improve the protection of PWSs.

The maximum amount of the grant is \$10,000. The PWS Security Grant may include, but is not limited to, installing entry/intrusion alarm systems, hardened locks, fencing, lighting, etc. The grants will be funded on a first come first serve basis. NDHHS-DPH may send a letter to all eligible PWSs on or shortly after July 1, 2017, advising the PWSs of the availability of the grants and the application process. The work plan submitted to EPA for the Capitalization Grant for the PWS Security Grant activity may include some costs for program administration.

B. Planning Grants

Planning Grant activity be funded with \$100,000 from the Drinking Water 15% Set-aside during SFY 2018. Planning Grants are intended to provide financial assistance to PWSs for PERs for projects seeking funding through the Water Wastewater Advisory Committee (WWAC) common pre-application process. The WWAC Common Pre-application is provided in Appendix F. Any award of such a grant to a PWS shall contain a requirement that the PER be submitted to NDHHS-DPH for review and approval. Planning grants shall be awarded to PWSs based upon the following criteria:

- A. The PWS has received an Administrative Order or other enforcement action through the NDHHS-DPH;
- B. The PWS is a single well system due to the loss of a production well(s) to avoid an Administrative Order or other enforcement action through the NDHHS-DPH;
- C. The PWS is a multiple well system and has lost two or more production wells to avoid an Administrative Order or other enforcement action through the NDHHS-DPH, or;
- D. All remaining PWSs that have projects with high priority status, ranked in priority order.

The systems assigned priority points will be used for ranking within each of the listed categories. Where two or more projects may receive the same total number of priority points, ties shall be broken when adequate funding for the planning grants is not available. The tie breaking criteria within each of the four categories will be based on the PWS's MHI, with the lowest MHI ranked highest. Funds under this program will be provided for PWS and Regional PWS Planning Grants.

Further, the program may dedicate funds for a two or three grant pilot program, wherein non-public health projects that are deemed likely ready to proceed with construction are offered planning grant funds. The purpose will be to assist in augmenting the above-noted criteria to include funding for non-public health projects on a permanent basis.

To qualify for a Planning Grant, a PWS must meet the following criteria:

- A. Their project must be listed on the DWSRF IUP Priority Planning List; and
- B. The applicant must be a political subdivision with a population of 10,000 or fewer.

The grant will be up to 90 percent of the PER and other eligible costs, and will require 10 percent matching funds from the PWS; however, such grant is not to exceed a maximum of \$15,000 in federal funds.

Regional Planning Grants will be provided where a Regional PWS, either existing or proposed, will have a project that will address present or prevent future violations of health-based drinking water standards and the regional PWS will not be privately owned. The proposed Regional PWS will have their project on the Priority Planning List or will supply water to a PWS that has a Priority Planning List project to qualify for funding. To be eligible for a Regional Planning Grant, the initial scope of a Regional PWS must be to provide a supply of potable water to a minimum of three community PWSs. Regional Planning Grants will be up to 80 percent of the cost of the PER, or other eligible costs, and will require 20 percent matching funds from the PWS; however, such grant is not to exceed a maximum of \$25,000 in federal funds. If applicable, Regional Planning Grants will be ranked based on the ranking of the PWSs that will be supplied water by the regional system.

The work plan submitted to EPA for the Capitalization Grant for Planning Grant activities may include some costs for program administration.

C. Source Water Protection Grants Program

Source Water Protection Grant activity will be funded with \$100,000 from the Drinking Water 15% Set-aside during SFY 2018. Source Water Protection Grants will be for proactive projects geared toward protecting Nebraska's drinking water supplies and will address drinking water quality, quantity, and/or education.

Eligible applicants are political subdivisions with a population of 10,000 or fewer, which operate a PWS. The Request for Proposal (RFP) for these grants is issued in the spring of each year. Previous grantees and other eligible applicants are sent notices and the RFP can be viewed online at <http://deq.ne.gov>.

Eligible projects will provide long-term benefits to drinking water quality or quantity, or the education of the public using the water system. Grants cannot be used to purchase land or for the sole purpose of developing a Source Water or Wellhead Protection Plan

DWSRF RANKED PROJECT PRIORITY FUNDING LIST

PROJECT RANK	PRIORITY POINTS	PUBLIC WATER SYSTEM	PWS NUMBER	POP.	PROJECT DESCRIPTION	EST. PROJECT COST	PRINCIPAL FORGIVENESS %	FORGIVENESS AMOUNT
1	FNSI	FAIRBURY, CITY OF	NE3109507	3,942	Treatment due to Nitrates w/Transmission Mains, Replace Pumps & Mains	\$5,920,000	20.00%	\$1,184,000
2	FNSI	MILFORD, CITY OF	NE3115907	2,090	Replace Well(s) w/Blending Transmission Main due to Nitrates & Replace Mains	\$1,300,000	20.00%	\$260,000
3	CatEx	PLYMOUTH, VILLAGE OF	NE3109503	409	Replace Mains	\$120,000	0.00%	\$0
4	160	ONEILL, CITY OF	NE3108904	3,705	New Tower in part due to Coliform A.O. & Loop Mains	\$2,420,000	25.00%	\$605,000
5	135	HASTINGS, CITY OF	NE3100101	24,907	Replace Wells lost due to Nitrates, Rehab Wells & Replace Mains	\$15,600,000	0.00%	\$0
6	135	OGALLALA, CITY OF	NE3110102	4,737	Replace Wells due to Nitrates, Repaint Tower, Replace & Loop Mains	\$2,176,684	20.00%	\$435,337
7	100	RULO, VILLAGE OF	NE3114706	172	Replace Tower, Mains & Meters	\$2,138,000	20.00%	\$427,600
8	80	WOLBACH, VILLAGE OF	NE3107704	283	Replace Tank, Replace Mains & New Meters	\$752,500	20.00%	\$150,500
9	65	GIBBON, CITY OF	NE3101907	1,833	Treatment due to Iron/Mg, Replace & Pig Water Mains, Replace Meters	\$5,300,000	0.00%	\$0
10	60	METROPOLITAN UTILITIES DISTRICT	NE3105507	600,354	Partial Rehab of WTP, Loop & Replace Mains, Repaint Tanks, Replace Meters, WTP Discharge Improvements per NPDES Permits	\$6,552,655	0.00%	\$0
11	30	CASS CO RWD NO. 2	NE3120304	2,500	Transmission & Loop Mains	\$370,000	0.00%	\$0

Nebraska State Revolving Fund | 2018

PROJECT RANK	PRIORITY POINTS	PUBLIC WATER SYSTEM	PWS NUMBER	POP.	PROJECT DESCRIPTION	EST. PROJECT COST	PRINCIPAL FORGIVENESS %	FORGIVENESS AMOUNT
12	30	GILTNER, VILLAGE OF	NE3108103	352	Replace & Loop Mains	\$250,000	0.00%	\$0
13	30	GRAND ISLAND, CITY OF	NE3107902	48,250	New Water Tower, Replace & Loop Mains	\$8,100,000	0.00%	\$0
14	30	LINCOLN, CITY OF	NE3110926	258,379	New Collector Well, Replace/Rehab Wells, Repaint Reservoirs, Replace Mains & Meters	\$14,977,829	0.00%	\$0
15	30	MULLEN, VILLAGE OF	NE3109101	509	Replace & Loop Mains, Rehab Tank	\$340,000	0.00%	\$0
16	25	SHICKLEY, VILLAGE OF	NE3105909	340	Replace Mains & New Meters	\$700,000	0.00%	\$0
17	15	CUMING COUNTY RWD NO. 1	NE3102522	1,857	Repaint Tanks	\$221,000	0.00%	\$0
18	15	DAYKIN, VILLAGE OF	NE3109506	166	Replace Mains	\$100,000	0.00%	\$0
19	15	MINDEN, CITY OF	NE3109904	2,923	Rehab Well, Replace Mains & WTP Upgrade	\$2,930,000	0.00%	\$0
20	15	ORD, CITY OF	NE3117501	2,112	Replace Mains	\$850,000	0.00%	\$0
21	15	TOBIAS, VILLAGE OF	NE3115108	106	Replace Mains	\$100,000	0.00%	\$0
22	15	WACO, VILLAGE OF	NE3118705	236	Replace Mains	\$70,000	0.00%	\$0
Total Estimated Costs						\$71,288,668		\$3,062,437

NOTES: DRAFT LIST SUBJECT TO CHANGE PER PENDING FEDERAL FISCAL YEAR 2018 PROGRAM APPROPRIATION

SFY 2015, 2016, OR 2017 – PROJECT CARRIED OVER FROM STATE FISCAL YEAR 2015, 2016, OR 2017 INTENDED USE PLAN

ALL LISTED PROJECTS PER SFY 2018 PRIORITY RANKING SYSTEM

PWS – PUBLIC WATER SYSTEM

A.O. – ADMINISTRATIVE ORDER

RWD RURAL WATER DISTRICT

FNSI – FINDING OF NO SIGNIFICANT IMPACT

WTP – WATER TREATMENT PLANT

GPR – GREEN PROJECT RESERVE ELIGIBLE

CatEx – CATEGORICAL EXCLUSION

LAND ACQUISITION SOURCE WATER PROTECTION PROJECT PRIORITY LIST

PRIORITY POINTS	PUBLIC WATER SYSTEM	PWS NUMBER	POP.	ESTIMATED COST
200	EDGAR, CITY OF	NE3103505	498	\$60,000
185	LODGEPOLE, VILLAGE OF	NE3103304	318	\$250,000
155	AURORA, CITY OF	NE3108101	4479	\$1,000,000
145	OXFORD, VILLAGE OF	NE3106502	779	\$250,000
135	HOLDREGE, CITY OF	NE3113705	5495	\$250,000
130	IMPERIAL, CITY OF	NE3102902	2071	\$3,000,000
30	MADISON, CITY OF	NE3111916	2438	\$300,000
Total - Land Acquisition and Source Water Protection				\$5,110,000

APPENDIX A1

CWSRF PROJECT PRIORITY RANKING SYSTEM

The State is responsible for the determination of priority given to construction of publicly owned treatment works and preparation of a State Project Priority List under Title II, Section 216 of the federal CWA.

The Priority Ranking System shall be used to rank the projects on the State Project Priority List. Priority ranking for the projects is based on total points awarded for the following eight categories. The greater the total number of points, the higher the ranking. The tie breaker will be used when necessary as described below. Communities that were in mid-process will be automatically carried forward from the prior year. All late survey submissions will be ranked with zero priority points; however, projects may still be eligible for funding after the bypass date s.

Category 1. PROJECT BENEFIT

This category incorporates several factors, including the type of project and the relative level of the impact on the environment. Points for only one benefit shall be awarded. When a project has more than one significant benefit, the benefit with the highest point value shall be used. In addition to the priority points awarded according to the following schedule, projects shall receive five supplemental benefit priority points for regionalization if the project includes the consolidation of wastewater collection and treatment systems owned and operated by two or more communities.

Benefit:	System Code:	Priority Points:
Elimination of raw or primary waste discharge	A	35
Separation of combined sewers	B	35
Public health benefit by elimination of frequent sewer backups or septic tank system – drinking water well spacing conflicts	C	35
Municipal wastewater collection and treatment system to replace on-site treatment systems	D	30
Remediation or protection of drinking water supply in zone of influence of municipal well field	E	30
Replacement or upgrade of wastewater treatment system to assure compliance with secondary treatment standards (Total Suspended Solids (TSS) and Biological Oxygen Demand (BOD))	F	30
Disinfection of wastewater effluent	G	25
Replacement or upgrade of wastewater treatment system to meet water quality based permit limits (Ammonia, E-coli & PH)	H	25
Remediation of ground water at landfill site	I	25
Sludge stabilization	J	25
Storm water management	K	20
Addition or repair of wastewater collection system or lift station	L	20
Beneficial reuse (Gray water reuse, land apply line & equipment, etc...)	M	20
Water quality enhancement for a Nonpoint Source project	N	20
Water conservation	O	15
Other benefits	P	5

Category 2. BENEFICIAL USE AND CLASSIFICATION OF RECEIVING WATERS

This category addresses the receiving water that is impacted or potentially impacted by the existing situation and that would be enhanced or protected by the proposed project. Points for only one beneficial use or one ground water classification shall be awarded. The applicable use or classification with the highest point value shall be utilized. Some projects may impact both surface water and ground water, but only the primary receiving waters shall be considered. Points for wastewater treatment and collection systems to replace existing septic tank systems shall be based on the ground water classification, unless extensive discharges to surface waters are documented. Points for improvements to existing complete retention lagoons shall be based on the assigned use of the stream that is being protected, unless the problem is excessive seepage rather than inadequate capacity. Points for sludge stabilization, sewer, and lift station projects should normally be based on the assigned use of the stream that receives or could receive the effluent discharge. Points for a sewer project that eliminates the need for septic tanks should be based on the ground water classification.

Assigned Beneficial Use of Surface Water:	System Code:	Priority Points:
Class A and Class B State Resource Waters	Q	25
Public Drinking Water	R	25
Recreation	S	20
Class A – Cold Water Aquatic Life (Flows all year)	T	10
Class B – Cold Water Aquatic Life (Seasonal flow)	U	10
Class A – Warm Water Aquatic Life	V	10
Class B – Warm Water Aquatic Life	W	5
Ground Water Classification:		
GA (public system)	X	25
GB (individual system)	Y	15

Classifications come from Nebraska Title 117 and 118.

Category 3. WATER QUALITY OF RECEIVING WATERS

The quality of water in the receiving stream or aquifer is another factor in project prioritization. Priority is given to projects potentially impacting bodies of water that have been degraded by pollutants and are impaired for one or more assigned beneficial uses. Neither the specific source of these pollutants causing the impairment nor the specific impact of the potential project is considered in this assessment.

Some projects may impact both surface water and ground water, but only the primary receiving waters shall be considered. The projects that primarily impact surface waters are those projects that received priority points for Assigned Beneficial Use of Surface Water in Category 2. The projects that primarily impact ground water are those projects that received priority points for Ground Water Classification in Category 2.

An assessment of the quality of water in surface water bodies to support assigned beneficial uses is presented in the current Surface Water Quality Integrated Report. This report includes a list of water bodies that are not supporting assigned beneficial uses due to impacts of one or more pollutants, commonly referred to as the Section 303(d) List. Projects that primarily impact surface waters are awarded priority points if the water body that receives or could receive the wastewater discharge is listed in the report as having one or more beneficial uses impaired by one or more pollutants. Water bodies impaired by natural causes or conditions are not awarded priority points.

Pollution can also impact ground water and make it unfit for some uses. Watersheds were evaluated for ground water quality impairment for the Nebraska Unified Watershed Assessment. This evaluation considered contamination by nitrate and pesticides and administrative orders and notice of violations for

public drinking water supplies issued by the Nebraska Health and Human Services - Division of Public Health. Projects that primarily impact ground water are awarded priority points if they are located in watersheds that received points for the ground water quality resource component for the Nebraska Unified Watershed Assessment.

Indication of Water Quality Impairment	System Code	Priority Points
Water Body Assessment Category Listed in Surface Water Quality Integrated Report		
Category 4A or 4B	Z	20
Category 5	AA	20
Nebraska Unified Watershed Assessment, Ground Water Quality Resource Component Weighted Value		
100 Points	BB	20
50 Points	CC	10

Category 4. ENFORCEMENT ACTIONS

This category addresses enforcement actions initiated by the Department of Environmental Quality to address violations of the Environmental Protection Act and other related acts. Points are awarded for a project if the project can reduce or prevent future violations and therefore, satisfy the enforcement action.

Enforcement Action	System Code	Priority Points
Consent Order	DD	25
Administrative Order or EPA Orders	EE	25
Referral to Attorney General	FF	25
Compliance Schedule in NPDES Permit	GG	20
Notice of Violation or EPA 308 Letter	HH	15

Category 5. READINESS TO PROCEED

This category addresses the status of project planning, preparation of plans and specifications, and readiness to proceed with project construction.

Project Status	System Code	Priority Points
Construction Permit Issued	II	60
Plans and Specifications Submitted to NDEQ	JJ	50
Finding of No Significant Impact (FNSI) or Categorical Exclusion (CATEX) Issued	KK	40
Facility Plan Submitted to NDEQ	LL	25

Category 6. POPULATION

This category addresses the existing population served or to be served by the proposed project. The population is also an indication of the relative magnitude of the impact on the environment that is addressed by the proposed project. If the facility serves the entire community, the population shall be taken from the latest official census. If the facility serves only a part of the community, an estimate of the existing population served shall be used. Estimates of the population previously served shall be used for projects relating to facilities no longer in service, such as remediation of closed landfill sites.

Population Served	Priority Points
50,000 or Greater	10
10,000 - 49,999	8
5,000 - 9,999	6
2,500 - 4,999	4
800 - 2,499	2

Category 7. ASSESSING WASTEWATER INFRASTRUCTURE NEEDS (AWIN)

This category addresses a community's sustainability risk to afford infrastructure projects in the future through the use of the AWIN Sustainability Model developed by NDEQ. The AWIN Sustainability Model is a probability model that evaluates and scores a community based on the community's population trends, economic status, and resources. The low risk range includes communities likely to have sustainable growth and needs little additional help; the moderate risk range are comprised of communities with uncertain growth potential and further evaluation would be required to determine if additional assistance is needed; and the high risk range include those communities that may need additional assistance to bring them into compliance without causing undeserved financial stress.

Sustainability Risk:	Priority Points
High	25
Moderate	15
Low	0

Category 8. FINANCIAL IMPACTS

This category addresses the financial impact of the proposed project on the users that will provide the revenue to repay the loan. Priority points are awarded according to the annual cost of the loan per person as a percentage of the Median Household Income (MHI) of the community from the American Community Survey five-year average. A 20-year loan shall be assumed with the interest rate based on the existing SRF market rate and rate system and MHI of the community.

Annual Loan Costs Per Person as a Percentage of Median Household Income	Priority Points
Greater than 0.2 Percent	10
0.05 to 0.2 Percent	6
Less than 0.05 Percent	2

TIE BREAKER

Two or more projects may receive the same total priority points on the IUP project list. The communities need to be kept informed when there is some doubt about the availability of funds. Ties should be broken when it first appears that adequate funding may not be available for the projects with the same total of priority points. The priority of these projects should be reviewed as they proceed to bid opening. Ties shall be broken by consideration of enforcement actions, specific provisions of the permit issued for the facility, and inclusion of the project as an integral part of a designated surface or ground water project established under state or federal law. The following table shall be used to break ties:

Factor	Priority
Enforcement Action	Higher
Compliance Schedule in Discharge Permit	↑
Project is Part of a Designated Water Quality Project	↓
None of the above factors	Lower

If consideration of the above factors does not break the tie, priority shall be based on the annual loan cost per person as a percentage of the median household income. The project with the higher percentage shall have the higher priority.

APPENDIX A2

DWSRF PRIORITY RANKING SYSTEM

1. Scope and Purpose. The Drinking Water State Revolving Fund Act §§71-5314 to 71-5327 requires that loans shall be made to eligible public water systems (PWSs) for eligible projects. The purpose of the priority ranking system is to establish a list of eligible projects to be funded in such a manner that priority for the use of the Drinking Water Facilities Loan Fund or the Land Acquisition and Source Water Loan Fund will be given to projects that (A) address the most serious risk to human health; (B) are necessary to ensure compliance with the Title 179, Public Water Systems; and (C) assist systems most in need, on a per person basis according to the affordability criteria.

The priority ranking system shall be reviewed annually by the Director of NDHHS-DPH. The Department shall seek public review and comments prior to adopting the priority ranking system for ranking eligible projects. Ineligible PWSs and ineligible projects will not be evaluated for priority points. All late survey submissions will be ranked with zero priority points. No changes to the ranking system were made for SFY 2018.

2. DWSRF Priority Ranking System.
 - a. Priority Ranking System for the Use of the Drinking Water Facilities Loan Fund. The following DWSRF priority ranking system shall be used to rank the projects on the DWSRF IUP priority lists for the use of the Drinking Water Facilities Loan Fund. Priority ranking of projects will be based on total points awarded for the first three categories. Points for only one benefit in each category shall be awarded; when a project has more than one significant benefit, the benefit with the highest point value shall be used. The greater the total number of points, the higher the ranking. The ranking will be done and the priority lists prepared annually, prior to IUP drafting.
 - i) Health or Capacity Development Benefit Provided by Project. This category incorporates the type of project and the level of benefit to human health or improvement to the PWS. These projects are for the development, construction or modification of the PWS to ensure compliance with the requirements of the Nebraska Safe Drinking Water Act (NSDWA) and the regulations adopted there under.

<u>Health or Capacity Development Benefit</u>	<u>Priority Points</u>
1. <u>Maximum Contaminant Level (MCL)/Treatment Technique Requirements.</u> Maximum allowable levels are established for those parameters which may be detrimental to public health. Detected contaminant levels in excess of 80% of the MCL within the past 4 years may qualify the project for ranking under this category.	
a. Acute Health Effects – Microbiological, Nitrates, etc.	130
b. Chronic Health Effects – Arsenic, Selenium, Uranium, etc.	115
c. Lead and Copper	100
2. <u>Critical Capacity Development.</u> These projects would be for the development, construction or modifications of the public water system to correct major deficiencies relating to the Design Standards in Title 179 NAC 2-007. Projects include: <ul style="list-style-type: none"> • Backup Wells/Sources for Single Well PWSs • Replacement of significantly aged or deteriorated major infrastructure, including Wells and Storage. The eligibility of a project for assignment of this priority point subcategory will be made at the discretion of the Director. 	85

<u>Health or Capacity Development Benefit</u>	<u>Priority Points</u>
3. <u>Sustainability Factors.</u> These projects would address upgrade to and/or the replacement of existing major infrastructure, such as: <ul style="list-style-type: none"> • Supply Wells, Ground or Elevated Storage • Major Treatment Plant Renovations • Major Distribution System Replacement projects 	55
4. <u>Secondary Contaminant Level (SMCL).</u> Recommended maximum levels are set for parameters which are not harmful to health but make the water undesirable for use. Project would enhance water quality and include disinfection.	40
5. <u>System Design Deficiencies.</u> These projects would be for the development, construction or modifications of the public water system to or prevent deficiencies relating to the Design Standards in Title 179 NAC 7. Projects would address: <ul style="list-style-type: none"> • Inadequate source capacity • Inadequate distribution pressure/storage 	25
6. <u>Other Factors.</u> These projects would address other water supply system concerns such as: <ul style="list-style-type: none"> • Replacement or rehabilitation of other minor system components that are aged and/or have exceeded design life • Controls/automation to improve operational efficiency • Security measures and/or Standby Power • Chlorine and/or Fluoride Feed Systems 	10

- ii) **Financial Impacts.** This category addresses the financial impact of the proposed project on the users that will provide the revenue to repay the loan. Priority points are awarded according to the annual cost of the loan per person as a percentage of the median household income (MHI). A 20-year loan shall be assumed with the interest rate based on the minimum effective interest rate of the DWSRF Program.

<u>Annual Loan Costs Per Person as a Percentage of Median Household Income</u>	<u>Priority Points</u>
Greater than 0.8 Percent	45
Greater than 0.6 to 0.8 Percent	35
Greater than 0.4 to 0.6 Percent	25
Greater than 0.2 to 0.4 Percent	15
Less than or equal to 0.2 Percent	5

- iii) **Enforcement Action.** This category addresses compliance with Title 179 drinking water standards and/or the enforcement actions taken by the Department requiring the system to address the deficiencies/water quality concerns that contribute to noncompliance.

<u>Enforcement Action</u>	<u>Priority Points</u>
Administrative order issued/other enforcement action taken relating to design/infrastructure deficiencies/water quality concerns addressed by the proposed project.	25

- iv) **Readiness to Proceed.** This addresses establishing the Priority Funding List per the status of a PWSs project, assessing the readiness to proceed within SFY 2016. The criteria that was utilized in establishing the Priority Funding List are as follows:

- (1) PWS with a Finding of No Significant Impact (FNSI) or Categorical Exclusion (CatEx) issued by the program; with priority over,

- (2) Status of Plans and Specifications (P&Ss) – P&Ss for Ranked Project prepared or under contract for design; with priority over,
- (3) Status of Engineering Report w/ Test Hole – Report for Ranked Project has been prepared and if applicable, a Test Hole has be completed; with priority over,
- (4) Status of Engineering Report – Report for Ranked Project has been prepared, first and/or where additional ranking preference may be given to those projects with demonstrated readiness to proceed.

In the above listed order, preference shall be first given to placing those High Priority PWSs/projects in ranked order on the Priority Funding List. Where such projects in sufficient number do not exist, readiness to proceed criteria 2 through 4 shall be repeated for Low Priority PWSs/projects. Where ties in ranking points occur, the projects are ranked in descending order per the established tiebreaking criteria in Section 4 below. The intent of the Readiness to Proceed criteria is to identify those projects most likely to receive funding in the coming fiscal year based upon the information provided by the PWSs (or their Engineers). A limited comprehensive bypass may also be developed using the above-listed criteria, should additional funds become available during the fiscal year.

Two exceptions are made to the above-listed criteria. First, those projects that have been obligated or offered better funding through another Federal (USDA-Rural Development) or State (NDED-CDBG) infrastructure funding program will not be included on the Priority Funding List. Second, those PWSs that have turned down or passed on better funding offers from the DWSRF for the listed project in past fiscal years. Those systems will still be included on the Priority Planning List, and can request in writing placement on the Priority Funding List at any time during the public participation process (i.e., the Advisory Council through EQC IUP approval), should that PWS disagree with DHHS-DPHs proposed ranking.

Lastly, all High Priority Projects planned for communities with high Median Household Incomes shall be placed on the Funding Program List, should loan only funding assistance project available for the fiscal year.

- b. Priority Ranking System for the Use of the Land Acquisition and Source Water Loan Fund. The following priority ranking system shall be used to rank the projects on the DWSRF IUP project list for the use of the Land Acquisition and Source Water Loan Fund. Priority ranking for the projects will be based on total points awarded for the following three categories. Points for only one benefit in each category shall be awarded; when a project has more than one significant benefit, the benefit with the highest point value shall be used. The greater the total number of points, the higher the ranking.
 - i) Health Benefit Provided by Project. This category incorporates the type of project and the level of benefit to human health. These projects are for the acquisition of land or a conservation easement to protect the source water of the system from contamination and to ensure compliance with the NSDWA and Title 179.

<u>Health Benefit</u>	<u>Priority Points</u>
1. <u>Acquisition of Land or a Conservation Easement to Protect the Source Water of the System from Contamination.</u>	
a. Acute Health Effects	
i) Microbiological/Nitrate	40
b. Chronic Health Effects	35
2. <u>Community Water System Implementing Voluntary Incentive Based Source Water Protection Measures.</u>	
a. Acute Health Effects	
i) Microbiological/Nitrate	40
b. Chronic Health Effects	35

- ii) **Financial Impacts.** This category addresses the financial impact of the proposed project on the users that will provide the revenue to repay the loan. Priority points are awarded according to the annual cost of the loan per person as a percentage of the MHI. A 20-year loan shall be assumed with the interest rate based on the minimum effective interest rate of the DWSRF Program.

Annual Loan Costs Per Person as a Percentage of Median Household Income	Priority Points
Greater than 0.4 Percent	25
0.2 to 0.4 Percent	15
Less than 0.2 Percent	5

- iii) **Enforcement Action.** This category addresses compliance with Title 179 drinking water standards and/or the enforcement actions taken by the Department requiring the system to address the issues that contribute to noncompliance.

Enforcement Action	Priority Points
Administrative order issued/other enforcement action taken relating to source water protection addressed by the proposed project.	25

- 3. **Service Meters.** Water service meters will be required as a part of the project, if the water system does not have service connections individually metered.
- 4. **Tie Breaker.** Two or more projects may receive the same total number of priority points on the IUP project list. Ties shall be broken only when (A) two or more projects receive the same total of priority points based on the above three categories, (B) the environmental reviews have been completed, (C) the systems are ready to sign the loan contracts, and/or (D) adequate funding for all these projects is not available. The status of the plans and specifications will be considered first in breaking the tie. Projects with plans and specifications approved by the Department shall have a higher priority than those projects with plans and specifications currently in the Department’s review and approval process. For projects with a similar status of plans and specifications, as approved, the project with the higher annual loan cost per person as a percentage of the MHI shall have the higher priority. This last tiebreaking criterion is critical in establishing the projects to be included on the prioritized Funding Program Lists.
- 5. **Small System Priority.** Fifteen percent of the total funds available for loan shall be earmarked for systems serving fewer than 10,000 persons. In addition, priority ranking for funding small systems will be given over medium systems or systems with MHI’s greater than 120% in order to meet the expected EPA grant requirement of not less than 20% up to 30% of additional subsidization for the FFY 2015 and the pending FFY 2016 grant.
- 6. **Affordability (Disadvantaged) Criteria.** The purpose of the affordability criteria is to determine which of the projects receiving funds from the DWSRF may also qualify for financial assistance beyond the ordinary benefits available through the DWSRF. Eligible PWS may qualify for additional financial assistance if their population is equal to or less than 10,000 people with a MHI less than 120 (one hundred twenty) percent of the state MHI.

All High Priority PWSs ranked for funding in SFY 2017 will be eligible for loan forgiveness at an estimated percentage not to exceed 20% of project costs or the maximum percent listed in the IUP based on the PWSs MHI – see subsequent appendix. PWSs under an Administrative Order through NDHHS-DPH, or any PWS which is a single well system due to the loss of a production well(s) to avoid an A.O. or other enforcement action through the NDHHS-DPH within the past five years, or any PWS that is a multiple well system and has lost two or more production wells to avoid an A.O. or

other enforcement action through the NDHHS-DPH within the past five years may be eligible for forgiveness up to 25% of project costs, should forgiveness funding remain available. Information on the financial disadvantaged assistance program, the extent of the availability of such disadvantaged funds for this program, and the disadvantaged determination criteria are included in Section I of the IUP. Systems that meet the minimum disadvantaged criteria determination are also eligible for extended loan terms up to 30 years.

Last year, a pilot program was initiated for infrastructure replacement, providing two planning grants to small communities. That program will now be expanded for another fiscal year, with those two communities now offered forgiveness assistance for their infrastructure projects. Further, similar grant awards will also be extended to four additional communities, with forgiveness assistance provided as of the bypass date of January 1, 2018. The purpose of the program is to determine how to permanently offer grant and forgiveness assistance to communities primarily for public water system infrastructure replacement needs.

APPENDIX B1**CWSRF PROJECT PRIORITY PLANNING LIST**

Funding List	Priority Points	Community	ACS 2010-2014 Est. MHI	NPDES ID#	US Census 2010 Est. POP	Project Description(s)	Project Est. Cost	SRF Est. Funding
	27	Abie	\$75,833	NEU132659	69	No project currently planned	\$0	\$0
	67	Ainsworth	\$30,234	NE0112267	1,728	Replace sewer mains \$ 1,000,000; Upgrade lift stations \$ 500,000; Water meters installations \$ 300,000	\$1,800,000	\$1,800,000
	79	Albion	\$42,134	NE0026573	1,650	Replace upgrade manholes \$40,000; Extend sewer lines \$50,000	\$90,000	\$90,000
	71	Alda	\$45,781	NE0042056	642	Sewer main improvements (CIPP, rehab MHs, etc...) \$ 550,000; Lagoon improvements (bank stabilization) \$50,000	\$650,000	\$650,000
	62	Alexandria	\$32,500	NE0029238	177	New sewer system maps \$15,000	\$15,000	\$15,000
	95	Allen	\$37,813	NE0031241	377	Sewer main repair and replacement \$100,000	\$100,000	\$100,000
F	73	Alma	\$36,563	NE0041335	1,133	Sludge removal \$100,000; Sewer main repairs \$50,000; Manhole rehab \$50,000; Replace force main under highway \$150,000	\$350,000	\$350,000
GPR	115	Amherst	\$51,042	NE0112992	248	Lagoon expansion \$500,000; Force main & lift station \$350,000; Effluent land application \$150,000	\$1,000,000	\$1,000,000
	17	Anselmo	\$37,083	NE0132861	145		\$0	\$0
	37	Ansley	\$44,500	NE0043249	441	Sewer main study needed \$40,000	\$40,000	\$40,000
	34	Arapahoe	\$36,250	NE0021521	1,026	Miscellaneous sanitary sewer main extensions & replacements \$100,000; Miscellaneous sanitary sewer manhole replacements & rehabilitations \$75,000	\$175,000	\$175,000
	66	Arcadia	\$41,250	NE0041297	311	Reline mains \$100,000	\$100,000	\$100,000
	4	Arlington	\$60,694	NE0132365	1,243	Sewer jetting, camera and manhole rehab \$30,000; Lining wastewater mains \$50,000	\$80,000	\$80,000
	56	Ashton	\$37,188	NE0024350	194	Storm Drainage \$100,000; Portable pump and pipe for land application \$75,000	\$175,000	\$175,000

Appendix B1

Funding List	Priority Points	Community	ACS 2010-2014 Est. MHI	NPDES ID#	US Census 2010 Est. POP	Project Description(s)	Project Est. Cost	SRF Est. Funding
	40	Atlanta	\$44,688	NE0133655	131	Lagoon sealing \$ 150,000; Study \$25,000	\$175,000	\$175,000
	85	Auburn	\$47,269	NE0027774	3,460	Use recycled wastewater as potable water \$1,500,000; Line 20 blocks of sewer main infiltration \$750,000; Connect 3 lift stations SCADA \$100,000; 5 blocks sewer main remove septic system \$250,000	\$2,600,000	\$2,600,000
	79	Aurora	\$54,484	NE1131810	4,479	Sewer main relocation 16th Street and G Street \$400,000; Sanitary sewer force main 1st Street and Adams Street to WWTF \$500,000; WWTF site irrigation by reuse water (green project) \$100,000; Sewer main ext. Northridge Sub further development \$500,000; Sewer main ext. WWTF south to Power Park Development via R Road \$1,500,000; Sewer Main Ext. Green Way sub south to Power Park Development \$1,000,000; Existing Lift Station Repair/Rehabilitation \$1,000,000; Sewer Main Ext. Cottage Park Sub expansion \$300,000; Lift Station construction South 16th Street Development \$100,000; Sewer Main Ext. Craig Road \$100,000; Sewer Main Ext. Jennifer Road \$50,000; Sewer main ext. Terrie Road and Glenn Road \$100,000; Sewer main ext. Matson West Sub further development \$350,000; Jennifer Road paving including storm sewer \$400,000; 1st Street to north of Bridge Paving including storm sewer \$1,500,000; Terrie Road paving including storm sewer \$400,000; 9th Street North to Terrie Road paving including storm sewer \$350,000; Sewer main ext. West Industrial Site, Hwy. 34 and O Road South and east to WWTF \$3,800,000	\$12,450,000	\$12,450,000
	56	Avoca	\$45,938	NE0113131	242	I&I investigation / wastewater facility plan \$50,000; Misc. sanitary sewer repairs / replacements \$50,000; CIPP lining of sewer mains \$200,000	\$300,000	\$300,000
	2	Axtell	\$47,500	NE0124141	726		\$0	\$0
	17	Ayr	\$53,750	NE0043527	94		\$0	\$0

Appendix B1

Funding List	Priority Points	Community	ACS 2010-2014 Est. MHI	NPDES ID#	US Census 2010 Est. POP	Project Description(s)	Project Est. Cost	SRF Est. Funding
	87	Bancroft	\$36,875	NE0028288	495	Need to work on some man hole covers that are a potential source of extra water going to sewer treatment plant; Repaint holding tanks with epoxy paint	\$0	\$0
	115	Barneston	\$29,844	NE0121711	116	Repair existing lagoon dikes & dredge \$16,000; Construct additional lagoon \$409,000	\$425,000	\$425,000
	105	Bartley	\$38,438	NE0026077	283	Renovation of existing lagoon cells for increased capacity, liner reconstruction & piping improvements \$900,000; Coke Street drainage improvements \$20,000; Commercial Street drainage improvements \$50,000	\$970,000	\$970,000
	61	Bassett	\$41,875	NE0112666	619	Upgrade mains; Rehab collection system & manholes \$200,000; Install slip linings for sewer mains	\$200,000	\$200,000
	64	Battle Creek	\$56,250	NE0041301	1,207	Sewer Main Repair & Replace \$250,000; WWTF - Part Improvements (pumps, motors) \$150,000	\$400,000	\$400,000
	102	Bayard	\$40,278	NE00112739	1,209	Lagoon Rehabilitation \$2,100,000; 12" Trunk sewer replacement \$375,000	\$2,400,000	\$2,400,000
	75	Beatrice	\$40,750	NE0020915	12,459	Trenchless pipe lining and sewer main repairs \$175,000; New bar screen with washer compactor at WWTF Headworks \$600,000	\$775,000	\$775,000
	87	Beemer	\$40,395	NE0046086	678		\$0	\$0
	2	Belden	\$51,875	NE0027308	115		\$0	\$0
	65	Belgrade	\$27,083	NE0114766	126	Preliminary Engineering Report for Wastewater System \$24,000; Lagoon Upgrades \$600,000	\$624,000	\$624,000
	92	Bellwood	\$47,500	NE0046094	435	Collection System CIPP \$100,000	\$100,000	\$100,000
	80	Benedict	\$46,354	NE0114944	234	Lagoon dredging \$125,000; Lagoon addition \$260,000; Sewer main extension \$43,500; New lift station \$250,000	\$678,500	\$678,500
	128	Benkelman	\$38,182	NE0112887	953	Lift station \$250,000; Lagoon expansion/piping modifications \$500,000	\$750,000	\$750,000

Appendix B1

Funding List	Priority Points	Community	ACS 2010-2014 Est. MHI	NPDES ID#	US Census 2010 Est. POP	Project Description(s)	Project Est. Cost	SRF Est. Funding
	31	Bennet	\$71,250	NE0040916	719	Replacement of approximately 4,000 linear feet of defective sanitary sewer and manhole rehabilitation \$200,000; Construction of a biosolid thickening unit system	\$970,000	\$970,000
	66	Bertrand	\$47,045	NE0131954	750	Sewer extension \$20,000; Water meters for reduced WWTF flows - included on DWSRF \$600,000	\$620,000	\$620,000
	60	Bladen	\$45,625	NE0021709	237	Lift station update control panel \$50,000; Clean & repair sewer lines \$100,000; 1800 L.F. 8", 6-manholes \$94,000; Sewer study \$20,000; Lagoon aeration system \$50,000	\$314,000	\$314,000
	73	Blair	\$51,098	NE0021482	7,990	North Trunk Sewer Extension \$1,000,000; Replace sewer mains for two residential streets \$400,000	\$1,400,000	\$1,400,000
	54	Bloomfield	\$37,813	NE0021733	1,028		\$0	\$0
	9	Blue Hill	\$43,750	NE0027286	936		\$0	\$0
	40	Brady	\$53,000	NE0031402	428	Add on to Existing Lagoon \$500,000; Televised Sewer Map \$25,000; Sewer Main Repair/Lining \$400,000	\$925,000	\$925,000
	42	Brainard	\$56,250	NE0042366	330	Sewer Main Relining \$100,000	\$100,000	\$100,000
	93	Bridgeport	\$46,379	NE0112119	1,545	Rebuild control structures & rehab a portion of Cell C at lagoon \$ 479,600; Replace sewer line under BNSF railroad \$ 125,000; Evaluate sewer line from lagoon to 5th & M St \$ 21,175; Upgrade lift station SCADA \$ 15,000	\$640,775	\$640,775
	60	Broadwater	\$29,375	NE0021717	128	Village will be doing ongoing monitoring of groundwater to determine impact & potential long term needs (Cost Unknown) ; Fencing for security \$ 30,000; Replace 8-10 blocks of sewer Main (includes boring under State Highway) \$425,000; Survey to determine flow of excess water (Cost Unknown); Additional storm drain lines (contingent upon survey findings) \$ 6,100; Storm Drain: Culvert= \$3500, piping \$5600 & Cover ditch \$302,000	\$787,600	\$787,600

Appendix B1

Funding List	Priority Points	Community	ACS 2010-2014 Est. MHI	NPDES ID#	US Census 2010 Est. POP	Project Description(s)	Project Est. Cost	SRF Est. Funding
	72	Brownville	\$43,125	NE0112984	132		\$0	\$0
	52	Bruning	\$44,500	NE0045071	279		\$0	\$0
	32	Bruno	\$33,750	NE0046108	99		\$0	\$0
	30	Brunswick	\$45,833	NE0122254	138	Replace sewer mains \$500,000; Replace lift station \$200,000	\$700,000	\$700,000
	24	Burwell	\$37,083	NE0021172	1,210		\$0	\$0
	27	Bushnell	\$33,021	NE0113069	124		\$0	\$0
	101	Cairo	\$59,167	NE0045080	785	Expand lagoons to provide complete retention \$1,253,000	\$1,253,000	\$1,253,000
	2	Callaway	\$46,667	NE0029301	539		\$0	\$0
	68	Cambridge	\$42,143	NE0024180	1,063	Collection system repairs \$500,000; Upgrade lift station pumps Harvest Meadows \$20,000; Installation of VFDs on oxidation ditch motors and oxygen probes \$30,000; Harvest Meadows sewer expansion \$170,000	\$720,000	\$720,000
	60	Campbell	\$37,813	NE0045098	347	Lagoon rehab \$100,000; Lift station rehab \$200,000; Sewer main CIPP improvements \$100,000; Water meters \$500,000; Sewer maps \$15,000	\$915,000	\$915,000
	0	Carroll	\$37,917	NE0023990	229	Rehab sewer mains & manholes \$100,000	\$100,000	\$100,000
	30	Cedar Bluffs	\$36,250	NE0039888	610	Connect to LPNRD \$3,451,420	\$3,451,420	\$3,451,420
	66	Cedar Rapids	\$38,542	NE0049158	382	Video inspection & clean sewer mains \$25,000; Rehab manholes & repair mains \$25,000; Lift station rehabilitation \$150,000	\$200,000	\$200,000
	81	Central City	\$37,872	NE0025445	2,934	Mechanical WWTF improvements \$100,000; Lift station improvements \$100,000; Sewer collection system improvements \$500,000	\$700,000	\$700,000
	78	Chadron	\$36,439	NE0029190	5,851	Wastewater displacement through a center pivot, grading & excavation \$431,500; Collection system improvements \$303,000; I&I study \$52,000; Replace 1300ft sanitary sewer \$91,000	\$879,500	\$879,500

Appendix B1

Funding List	Priority Points	Community	ACS 2010-2014 Est. MHI	NPDES ID#	US Census 2010 Est. POP	Project Description(s)	Project Est. Cost	SRF Est. Funding
	80	Chapman	\$41,250	NE0031747	287	Effluent pumps for land application \$60,000; Replace mains & repair manholes \$200,000; Lift station alarms \$20,000; Land application of wastewater \$75,000	\$355,000	\$355,000
	29	Chappell	\$41,597	NE0029211	929		\$0	\$0
	55	Chester	\$38,977	NEU132977	232	Sewer collection system repair (Currently being constructed) \$700,000	\$700,000	\$700,000
	70	Clarks	\$44,250	NE0113549	369	Lift station replacement at 2 locations \$600,000	\$600,000	\$600,000
	27	Clarkson	\$40,625	NE0021164	658	New grinder at lift station \$50,000; Sewer main repair \$50,000	\$100,000	\$100,000
	46	Clay Center	\$47,841	NE0045110	760	Sewer collection system repairs \$300,000; Lift station generator \$50,000; Water meters \$600,000	\$950,000	\$950,000
	50	Clearview Utilities Corp.	\$50,307		115	Extension of Kearney wastewater collection system subdivision and install subdivision collection system \$1,350,000	\$1,350,000	\$1,350,000
	80	Clearwater	\$48,516	NE0039781	419	New lagoon system \$1,900,000; New lift station \$200,000; Lining of sewer system \$1,035,000; Land application equipment \$50,000	\$3,185,000	\$3,185,000
F	105	Cody	\$44,643		154	Lagoon improvements \$901,000	\$901,000	\$901,000
	56	Coleridge	\$41,250	NE0025429	473	Misc. sewer system repair \$100,000; Misc. wastewater treatment plant repair \$100,000	\$200,000	\$200,000
	50	Colon	\$63,750	NE0033499	110	Collection system upgrades \$250,000	\$250,000	\$250,000
	75	Comstock	\$39,250	NE0023892	93	Replace lift station, add back-up power \$250,000; Sewer main repairs \$75,000	\$325,000	\$325,000
	17	Concord	\$46,875		166		\$0	\$0
	27	Cordova	\$21,375	NE00145128	137		\$0	\$0
	46	Cozad	\$42,024	NE0112828	3,977	Reline 300' sewer pipe \$40,000; Infrastructure improvements \$50,000; New lift stations \$50,000	\$140,000	\$140,000
	94	Crawford	\$30,526	NE0039799	997	2,000 LF sewer main replacement \$175,000; Remove & replace eight (8) manholes \$52,000	\$227,000	\$227,000

Appendix B1

Funding List	Priority Points	Community	ACS 2010-2014 Est. MHI	NPDES ID#	US Census 2010 Est. POP	Project Description(s)	Project Est. Cost	SRF Est. Funding
F	89	Creighton	\$36,176	NE0021253	1,154	Sewer line repairs (l/l Issues) - Under contract; BAR screen / fine screen \$150,000; GRIT removal process \$75,000; Clean out digester \$25,000; Clean out aeration tank \$25,000	\$275,000	\$275,000
	60	Culbertson	\$39,438	NE0051624	595	Upgrade WWTF lagoons \$929,000; Manhole rehabilitation \$50,000; Stormwater improvements to control excessive runoff in town \$150,000	\$1,129,000	\$1,129,000
	103	Curtis	\$42,841	NE0026492	939	Rehab of west lagoon/land application \$100,000; Add on to grit chamber \$15,000; Rip-rap \$350,000; New line to west lagoon \$50,000; New splitter box \$10,000; Adjust manholes to grade (6+/-) 2,000	\$527,000	\$527,000
	31	Dalton	\$42,750	NE0132098	315	Wastewater flume and lagoons \$20,300; Lagoon cell rehabilitation \$94,000	\$114,300	\$114,300
	35	Dannebrog	\$40,769	NE0045136	303	Sewer collection system sewer main repairs \$100,000; Lagoon improvements \$300,000	\$400,000	\$400,000
F	66	Davenport	\$46,750	NEG960014	294	Plan to do some relining \$175,470	\$175,470	\$175,470
	0	Davey	\$61,250	NE0024295	154	Sewer system slip lining \$120,000	\$120,000	\$120,000
	69	David City	\$44,444	NE0021199	2,906	Wastewater treatment facility improvements (lined anaerobic lagoon, secondary pump station, etc.) \$2,500,000; Sanitary sewer repair / lining \$1,283,500	\$3,783,500	\$3,783,500
	31	Daykin	\$42,500	NE0045144	166	Sludge removal \$50,000; Sewer study \$20,000	\$70,000	\$70,000
	65	Decatur	\$31,641	NE0049123	481	New wastewater treatment plant \$4,000,000	\$4,000,000	\$4,000,000
	95	DeWeese	\$28,393	n/a	67	Rehab lagoon, land application equipment \$150,000	\$150,000	\$150,000
	76	Diller	\$56,250	NE0129500	260	Repair / replace sewer mains \$350,000	\$350,000	\$350,000
	42	Dodge	\$45,729	NE0042064	612	Generator \$80,000; Gate valves for basins \$40,000; Replace WWTP comminutor \$20,000; Replace or line approximately 400 linear feet of defective sanitary sewer \$25,000	\$165,000	\$165,000
	77	Doniphan	\$47,969	NE0114952	829	Lagoon additions or water meters \$1,000,000; New main lift station and wet well, manhole	\$1,250,000	\$1,250,000

Appendix B1

Funding List	Priority Points	Community	ACS 2010-2014 Est. MHI	NPDES ID#	US Census 2010 Est. POP	Project Description(s)	Project Est. Cost	SRF Est. Funding
						needs replaced \$250,000		
	85	Douglas	\$45,000	NE0046159	173	Lift or pumping station to carry wastewater from cell 1 or 2 to old lagoon to be able to run in series. This would allow more retention time \$250,000; Water meter upgrades \$70,000	\$320,000	\$320,000
	17	DuBois	\$48,125	NE0121452	147		\$0	\$0
	22	Duncan	\$65,556	NE0046167	351	CIPP Liner for 6" line with cracks and structural damage \$30,000	\$30,000	\$30,000
	50	Dunning	\$29,375	NE0112691	103	2800 LF C900 4" force main \$120,000	\$120,000	\$120,000
	46	Dwight	\$48,750	NE0046175	204	Lift Station with radio alarm systems \$120,000; Sewer mains relining \$60,000; Manhole rehabilitation \$20,000	\$200,000	\$200,000
	24	Eagle	\$62,917	NE0112062	1,024		\$0	\$0
	26	Eddyville	\$40,500	NEG960041	97	Lift station pump replacement \$25,000; Lift station controls \$10,000; Video survey / inspection / clean sewers \$25,000	\$60,000	\$60,000
	47	Edgar	\$35,000	NE0021695	498	Sewer main CIPP improvements \$100,000	\$100,000	\$100,000
	125	Edison	\$30,000	NE0023817	133	New lift station \$70,000; Installing of a new treatment plant \$1,000,000	\$1,070,000	\$1,070,000
	22	Elba	\$43,333	NEG960040	215		\$0	\$0
	27	Elgin	\$41,250	NE0039811	661	Sanitary sewer collection system study (preliminary engineering report) \$25,000	\$25,000	\$25,000
	26	Elk Creek	\$42,500	NE0114791	98	Addition of new mains	\$50,000	\$50,000
	44	Elm Creek	\$46,528	NE0026042	901	West lift station improvements \$150,000	\$150,000	\$150,000
	27	Elmwood	\$56,875	NE0112127	634	Replace and update sewer mains; replace old water meters and update \$105,000; Current meters to go radio read \$35,000	\$140,000	\$140,000
	47	Elwood	\$51,607	NE0031755	707	Dredge lagoons \$100,000; Monitoring wells \$100,000; Sewer study \$20,000	\$220,000	\$220,000
	31	Exeter	\$54,688	NE0040941	591	Land application \$275,000; Sewer replacement / relining \$200,000; Demolition of old lift station	\$500,000	\$500,000

Appendix B1

Funding List	Priority Points	Community	ACS 2010-2014 Est. MHI	NPDES ID#	US Census 2010 Est. POP	Project Description(s)	Project Est. Cost	SRF Est. Funding
						\$25,000		
	106	Fairbury	\$38,641	NE0024384	3,942	Auger screening system \$125,000; Replace 2 sludge pumps \$75,000; Wastewater facilities planning grant \$20,000	\$220,000	\$220,000
	65	Fairfield	\$34,050	NE0045152	387	Storm drainage entering sanitary sewer - repair / replacement needed in some sections \$300,000; Water meters, could help reduce water waste and excess sanitary sewer lagoon system (also included in Drinking Water Needs Survey) \$580,000; Rehabilitate Lagoons \$1,010,000; Phase 2, repair a portion of the collection system \$990,000	\$2,880,000	\$2,880,000
	116	Fairmont	\$43,155	NE0042374	560	Lagoon rehab \$300,000; Sewer collection system CIPP improvements \$200,000	\$500,000	\$500,000
	81	Falls City	\$38,465	NE0021148	4,325	Rehab of manholes & repair of mains \$400,000	\$400,000	\$400,000
	27	Farnam	\$45,938	NE0021512	171		\$0	\$0
	66	Farwell	\$27,083	NE0045161	122	Video inspection of sewers & clean \$25,000; Manhole rehab & sewer repairs \$25,000; Sewer study \$20,000	\$70,000	\$70,000
	69	Fort Calhoun	\$63,365	NE0021113	908	TV inspection / spot repairs / slip lining \$80,000; Sanitary Sewer Extension \$100,000	\$180,000	\$180,000
	28	Franklin	\$37,045	NE0045187	1,000	Sewer collection system repairs \$250,000; Lagoon rehab \$250,000	\$500,000	\$500,000
	0	Fremont	\$47,239	NE0031381	26,397	WWTP upgrade to treat current loadings, upcoming new regulations & potential additional industries \$30,000,000	\$30,000,000	\$30,000,000
	44	Friend	\$60,707	NE0024007	1,027	Sanitary sewer inflow/infiltration study \$45,000; Sanitary sewer repair/replacement \$200,000	\$245,000	\$245,000
	99	Fullerton	\$38,167	NE0026638	1,307	Upgrade pump control systems \$45,000; Lagoon / sewer system study and inspection \$25,000; Lagoon dredging and disposal for all three cells \$125,000	\$195,000	\$195,000
	70	Funk	\$56,563	NE0132691	194	Replace force main, new lagoon cell, rehab	\$500,000	\$500,000

Appendix B1

Funding List	Priority Points	Community	ACS 2010-2014 Est. MHI	NPDES ID#	US Census 2010 Est. POP	Project Description(s)	Project Est. Cost	SRF Est. Funding
						existing lagoon \$500,000		
	66	Garland	\$48,636	NE0023931	216	Wastewater facility plan \$20,000; Collection system televising \$10,000; Lining deficient portions of the collection system \$100,000	\$130,000	\$130,000
	29	Geneva	\$49,091	NE0031763	2,217	Sewer collection system repairs \$250,000	\$250,000	\$250,000
	82	Gering	\$51,056	NE0027936	8,500	Construct new accelerated aeration basin at WWTP \$2,200,000; Construct a chlorine contact basin at WWTP \$400,000; Collection system piping and manhole rehabilitation and replacement \$460,000	\$3,060,000	\$3,060,000
	63	Gibbon	\$41,250	NE0029297	1,833	Lagoon cover & repair \$350,000; Gas building up-grades; Miscellaneous influent structure and SBR improvements \$200,000	\$550,000	\$550,000
	105	Gilead	\$35,000	NE0129712	39	Construct expansion of existing complete retention lagoon system	\$267,200	\$78,100
	26	Giltner	\$57,813	NE0045209	352	Lagoon work, fencing \$20,000; Rehabilitation of south lift station \$350,000	\$370,000	\$370,000
	26	Glenvil	\$58,750	NE0039829	310	CCTV sewers \$25,000; Rehab west lagoon cell \$125,000	\$150,000	\$150,000
	45	Goehner	\$51,875	NE0023850	154	Main lift station maintenance and repairs \$50,000; Collection system lining and point repairs \$200,000; Preliminary engineering report \$30,000	\$280,000	\$280,000
	67	Gordon	\$32,120	NE0039837	1,612	SCADA replacement (LS); Upgrade WWTF to include valve replacement, pumps, motors & irrigation pump system renovation. Screen improvements, replace grinder \$4,400,000; Several sewers are aging & root growth is a problem. \$55,000; Bypass system at lift station & lift station renovation \$150,000; Slip line 400 LF of sewer under Antelope Creek \$70,000; Lift station pump replacement, I&I study for infiltration \$195,000	\$4,870,000	\$4,870,000
	64	Gothenburg	\$51,726	NE0047376	3,574	Rehab wet well and concrete structures \$55,000; Replace old collection lines \$8,550,000	\$8,605,000	\$8,605,000

Appendix B1

Funding List	Priority Points	Community	ACS 2010-2014 Est. MHI	NPDES ID#	US Census 2010 Est. POP	Project Description(s)	Project Est. Cost	SRF Est. Funding
	76	Grafton	\$36,250	NE0045217	126	Sanitary sewer collection system improvements \$100,000; New sewer system maps \$10,000	\$110,000	\$110,000
GPR	130	Grand Island	\$46,527	NE0043702	48,520	Abandon lift station #4 \$400,000; Abandon lift station #6 \$1,800,000	\$2,200,000	\$2,200,000
F	130	Grand Island	\$46,527	NE0043702	48,520	Airport rehabilitation (phases I & II) \$2,310,339; West Park Plaza sewer extension \$1,600,000; Lift station #11 - Upgrade and re-route force main \$2,000,000	\$5,910,339	\$5,910,339
	45	Greeley	\$35,096	NE0049212	466	Camera inspection in service lines and repairs where necessary \$300,000; Construction of new WWTF (3 cell lagoon) and lift station \$1,300,000	\$1,600,000	\$1,600,000
GRP	105	Gresham	\$41,607	NE0027359	223	Sewer rehab work \$265,000; Culvert replacement, ditch cleaning \$40,000; Lift station mixers \$20,000; Lagoon improvements (TBD)	\$325,000	\$325,000
	96	Gretna	\$69,713	NE0112810	4,441	Municipal tiburon phase 2A sub-interceptor sewer \$800,000	\$800,000	\$800,000
	91	Guide Rock	\$34,500	NE0021601	225	Sewer collection system improvements (CIPP) \$100,000	\$100,000	\$100,000
	2	Gurley	\$43,906	NE0132080	214		\$0	\$0
	65	Haigler	\$27,500	NE0083663	158	Tree root evasion in collection system; Lagoon improvements - NDEQ inspection indicates both cells not able to maintain 2ft water level \$700,000	\$700,000	\$700,000
	41	Hallam	\$66,250	NE0028282	213	Install riprap around lagoons \$110,000	\$110,000	\$110,000
	32	Halsey	\$61,875	NE0114804	76	Video survey and cleaning mains \$25,000	\$25,000	\$25,000
	27	Hamlet	\$39,531		57		\$0	\$0
	57	Hampton	\$51,827	NE0114979	423	Sludge removal/dredging \$30,000; Sewer main study \$40,000; Lift station generator & building \$60,000	\$130,000	\$130,000

Appendix B1

Funding List	Priority Points	Community	ACS 2010-2014 Est. MHI	NPDES ID#	US Census 2010 Est. POP	Project Description(s)	Project Est. Cost	SRF Est. Funding
	150	Hardy	\$42,500	NE0045225	159	Hardy WWTF Plan completed in 2014. Proposed project is reconstruction & expansion of the existing waste stabilization ponds to a complete retention waste stabilization ponds. Rock rip rap for erosion control & new influent and transfer structures and piping \$865,000	\$856,000	\$856,000
	27	Harrisburg	\$27,143		100		\$0	\$0
	43	Hartington	\$39,250	NE0049115	1,554	Upgrade electrical & equipment @ WWTF \$300,000; Sewer repairs \$100,000; Screen @ WWTF \$150,000; Extension of service \$100,000	\$650,000	\$650,000
GPR	105	Hastings	\$46,840	NE0038946	24,907	ASR Project Water Treatment Plant \$11,400,000; Sewer main extensions \$500,000; Sewer main extensions \$170,000; By-pass of metering structure \$100,000	\$12,170,000	\$7,000,000
	76	Hay Springs	\$35,956	NEG960001	570	Several collection mains in tow are aging. Root growth is a problem & the potential for leaking sewers could contribute to a groundwater impact. The estimate cost for repairs are \$430,000;; The recent community center project has increased storm water flow from the high school to downstream areas. The city needs a facility plan to address the problem. Improvements need to the storm water system \$130,000	\$560,000	\$560,000
	2	Hayes Center	\$41,071	NEU133086	214		\$0	\$0
	51	Hazard	\$46,250	NEU133094	70	Sewer Main Repairs \$50,000; Clean/Flush Sewers \$10,000	\$60,000	\$60,000
	93	Hebron	\$37,470	NE0024252	1,579	Collection system improvements \$700,000; Sludge storage improvements \$500,000	\$1,200,000	\$1,200,000
	32	Hemingford	\$45,568	NE0020893	803	Lagoon cell rehabilitation \$330,000; Inflow and infiltration study \$50,000; Upgrade sewer mains and rehabilitate manholes \$250,000; Trunk main sewer line replacement \$552,500; Water meter replacement with radio read meters \$400,000	\$1,582,500	\$1,582,500
	39	Henderson	\$52,426	NE0023906	991	Lift station update & electrical \$300,000	\$300,000	\$300,000

Appendix B1

Funding List	Priority Points	Community	ACS 2010-2014 Est. MHI	NPDES ID#	US Census 2010 Est. POP	Project Description(s)	Project Est. Cost	SRF Est. Funding
	43	Hickman	\$63,750	NE0046183	1,657	24-inch relief trunk sewer from 54th to WWTF (approx. 1,655 feet) \$508,000; Replace 8-inch sewer along Lindale Circle due to excess breaks (approx. 670 feet) \$65,000; Replace 8-inch sewer along 5th street from Cedar to Maple (approx. 400 feet) \$40,000; WWTF headworks including bar screen \$630,000; Sewer rehabilitation and upgrade 6-inch mains to 8-inch mains (approx. 12,275 feet) \$1,100,000	\$2,343,000	\$2,343,000
	32	Hildreth	\$56,354	NE0133809	378	Testing & seal south lagoon \$100,000; Video survey & cleaning mains and repairs \$35,000	\$135,000	\$135,000
	62	Holbrook	\$31,875	NE0023833	207	Grinder at lift station \$40,000	\$40,000	\$40,000
	47	Holdrege	\$45,227	NE0021202	5,495	Additional SBR basin & WWTF upgrades \$1,500,000; Misc. WWTF upgrades \$500,000; Misc. sanitary sewer main extension & replacements \$200,000; Misc. sanitary sewer manhole replacements & rehab \$200,000	\$2,400,000	\$2,400,000
	57	Holstein	\$41,875	NEG960018	214	Wastewater riprap and fencing \$50,000	\$50,000	\$50,000
	7	Homer	\$48,056	NE0025453	549		\$0	\$0
	0	Hooper	\$50,000	NE0049093	830	Remove an existing 8" sewer main & replace with a 12" main that runs in Elk St from Main St to Elm St. (700') \$160,000; Remove & replace an existing 12" sanitary sewer main that runs in E. Grant St from Pine St to Hickory St (530') \$120,000; Extend an 8" sewer main 1 block to the north from Maple Street to North Street (350') \$45,000; Slip line the existing 12" sanitary sewer main that runs in Hwy 275 (1800') \$100,000	\$425,000	\$425,000
	40	Hoskins	\$38,500	NE0029289	285	Renovate/repair collection system mains & manholes \$100,000; Lift station rehab \$250,000; Upgrade existing lagoons \$475,000	\$825,000	\$825,000
	57	Howells	\$58,315	NE0046205	561	Replace water meters in a 3 phase project - 85 residential - 16 commercial (\$107 each) \$10,807; Handheld reader \$850	\$11,657	\$11,657

Appendix B1

Funding List	Priority Points	Community	ACS 2010-2014 Est. MHI	NPDES ID#	US Census 2010 Est. POP	Project Description(s)	Project Est. Cost	SRF Est. Funding
	65	Hubbell	\$20,000	NE0044547	68	Sanitary sewer collection system improvements \$100,000; Lagoon Rehabilitation \$200,000; Installation of water meters \$150,000	\$450,000	\$450,000
	56	Humphrey	\$54,219	NE0049085	760	Rehabilitation or replacement of a portion of the existing collection system \$650,000; Rehabilitation or replacement of manholes in the collection system \$125,000	\$775,000	\$775,000
	78	Imperial	\$48,750	NE0021491	2,071	Lagoon expansion and possible land application \$500,000 - \$700,000; Improve water quality mixers \$80,000; Collection system improvements / extension \$200,000; Airport storm drainage \$200,000	\$1,180,000	\$1,180,000
	2	Indianola	\$59,044	NE0112712	584		\$0	\$0
	65	Jansen	\$39,583	NE0045233	118	New Lift Station and forceman to serve commercial user \$150,000	\$150,000	\$150,000
	37	Johnson	\$41,806	NE0037001	328	Sludge removal at lagoon \$25,000	\$25,000	\$25,000
	2	Johnstown	\$19,000		64		\$0	\$0
	61	Juniata	\$44,375	NE0028100	755	Lagoon rehabilitation \$350,000; Grinder pump at lift station \$57,400; 14th Street sewer main - new \$194,800; 5th Street sewer main - replacement \$138,900	\$743,100	\$743,100
	98	Kearney	\$48,433	NE0052647	30,787	35th and 17th Ave lift station renovations \$100,000; 11th Street and 30th Avenue West \$554,000; 4th Street from Avenue M East to WWTP \$4,500,000; Cherry Avenue from WWTP North to Hwy. 30 \$8,000,000; Cherry Avenue from Hwy. 30 North to 56th Street, then west to Antelope Ave \$5,500,000; Tech One Crossing \$1,365,000; West Kearney IT Park \$1,420,000; NE sanitary sewer trunk main to Clearview \$1,780,000; NE trunk Clearview to Spruce Hollow \$1,835,000; Talmage Development District \$3,175,000; Kea West east to 17th \$276,000; 30th Ave West to Knapps \$215,000; Canal Heights \$590,000; Kea West Ave. 11th St.	\$49,936,000	\$4,075,100

Appendix B1

Funding List	Priority Points	Community	ACS 2010-2014 Est. MHI	NPDES ID#	US Census 2010 Est. POP	Project Description(s)	Project Est. Cost	SRF Est. Funding
		Kearney Cont.				to NRR St. \$786,000; 16th St. from Buckle Add. To Kea West Ave. \$635,000; WWTF trunk line extension to 11th Avenue w/LS \$815,000; Kea West - west toward 30th Avenue \$840,000; Elimination of 39th and 20th Lift Station \$370,000; Avenue E - 56th to Remmington Heights \$1,240,000; Phase I - WWTF improvements \$4,000,000; Phase II - WWTF improvements \$11,000,000; Sterling Apartments \$360,000		
	53	Kimball	\$40,075	NE0021644	2,496	New effluent discharge line \$600,000; Electrical panel upgrade wastewater plant \$40,000; Security fencing \$75,000; Install sewer main to the East Interchange \$1,000,000; Install sewer main to Industrial Park \$1,000,000	\$2,715,000	\$2,715,000
	64	Laurel	\$50,357	NE0023922	964	CIPP (Slip lining sewer main) \$250,000	\$250,000	\$250,000
	99	LaVista	\$38,750	NER210005	15,758	Sanitary sewer system rehab in oldest part of town - East LaVista - see CIP project document \$3,925,000; Hell Creek channel stabilization - Phase II. See conceptual plan and estimate. \$7,026,000; Storm water management projects - various locations throughout town. \$1,000,000	\$11,951,000	\$11,951,000
	55	Lawrence	\$38,750	NE0042382	304	Sewer collection system repair \$200,000; Water meter replacements \$200,000	\$400,000	\$400,000
	2	Leshara	\$44,375	NE0048470	112		\$0	\$0
	105	Lexington	\$44,966	NE0042668	10,230	New digester \$1,000,000; Sludge thickener \$900,000	\$1,900,000	\$1,900,000
	17	Liberty	\$35,417		76		\$0	\$0
	82	Lincoln	\$49,794	NE0112488	258,379	Stevens Creek sanitary trunk sewer \$7,250,000; Emergency generator installation (NETP) \$750,000; Replace two raw-wastewater pumps (NETP) \$1,300,000; Solids handling improvement (NETP) \$4,500,000	\$13,800,000	\$13,800,000

Appendix B1

Funding List	Priority Points	Community	ACS 2010-2014 Est. MHI	NPDES ID#	US Census 2010 Est. POP	Project Description(s)	Project Est. Cost	SRF Est. Funding
	102	Lincoln	\$49,794	NE0036820	258,379	Beal Slough sanitary trunk sewer \$2,800,000; UV disinfection improvements (TSTP) \$1,650,000; Westside odor control (TSTP) \$4,200,000; Influent pumping upgrades (TSTP) \$1,200,000; Digester boiler installation (TSTP) \$500,000; Liquid dumpstation improvements (TSTP) \$750,000; Biogas to vehicle fuel renewable energy project (TSTP) \$7,500,000	\$18,600,000	\$18,600,000
	66	Lindsay	\$42,500	NE0027278	255	Replace sewer mains \$50,000; Sewer extensions \$50,000	\$100,000	\$100,000
	27	Litchfield	\$47,656	NE0039870	262	Sludge removal \$60,000; Jet and clean mains \$20,000	\$80,000	\$80,000
	22	Lodgepole	\$47,917	NE0112542	318	South sanitary sewer main improvements \$100,000	\$100,000	\$100,000
GPR	145	Long Pine	\$31,806	NE0113344	305	Construct new land application lagoon system \$1,200,000; Clean old lagoon and repair intake pipe to north cell (003) \$70,000	\$1,270,000	\$1,270,000
	40	Loomis	\$59,643	NE0045241	382	Lagoon addition \$800,000	\$800,000	\$800,000
	17	Lorton	\$60,000		41		\$0	\$0
GPR	63	Loup City	\$39,333	NE0045250	1,029	Dewatering system \$500,000; 2000 L.F. replacement mains \$120,000; 12000 L.F. lining mains \$300,000; Land application equipment \$100,000; Sewer study \$20,000	\$1,040,000	\$1,040,000
	105	Lyman	\$47,115	NE0112208	341	Lagoon expansion \$800,000	\$800,000	\$800,000
	100	Lynch	\$29,875	NE0049204	245	Rehabilitate cells 1 & 2 \$650,000; Replace lift station \$870,000	\$1,520,000	\$1,520,000
	123	Lyons	\$38,942	NE0049182	851	Sewer main replacement \$750,000; Lagoon aeration system \$9,500; UV system \$65,000; Land application system \$70,000	\$894,500	\$894,500
	44	Madison	\$48,080	NE0049174	2,438	Sanitary sewer collection system study (PER) \$35,000; Sewer extension to Industrial Park \$200,000; Sewer extension to possible residential development \$150,000; Sewer extension to S. Main subdivision \$100,000	\$485,000	\$485,000

Appendix B1

Funding List	Priority Points	Community	ACS 2010-2014 Est. MHI	NPDES ID#	US Census 2010 Est. POP	Project Description(s)	Project Est. Cost	SRF Est. Funding
	65	Malcolm	\$72,917	NE0024261	382	Install grit/trash collection system \$200,000; Sludge Removal Systems from both digesters; Proper 3 Phase configuration so that VFD's will not be harmed by improper voltages \$5,000; Replacement of problem sewer mains \$1,000,000	\$1,205,000	\$1,205,000
	35	Manley	\$60,500	NE0042340	178	Sewer pipe lining \$100,000; Sewer pipe replacement \$150,000; Lift station replacement \$150,000; Preliminary engineering report \$20,000	\$420,000	\$420,000
	51	Marquette	\$41,250	NE0046213	229	Larger capacity lagoon, lagoon liners, erosion control \$200,000	\$200,000	\$200,000
	55	Mason City	\$36,250	NEU133281	171	New lagoon cell & rehab existing cells \$600,000; Replace lift station pump \$50,000; Main repairs \$50,000	\$700,000	\$700,000
	82	McCook	\$41,560	NE0021504	7,698	Replace / rehabilitate one primary and two secondary drive units \$400,000; Casey's / Chief sewer main replacement \$100,000; South Hwy 83 sewer main replacement \$1,000,000; Federal Street to Barnett Park main & additional lift station 1,000,000; Water meter replacement \$450,000; West golf course lift station replacement \$204,000; Barnett Park Lift Station Replacement \$250,000; West golf course sewer extension 700,000 Q Street sewer extension, Fair Acres to Hwy 83 \$950,000; Replacement/Rehabilitation WWTF main outfall with diffuser \$275,000; SCADA system and additional radio communication equipment at lift stations and WWTF SCADA system \$100,000; Sludge hauling truck and land application equipment \$300,000; Collection system replacement between 4th Street and 5th Street between "D" Street and "G" Street \$90,000; Collection system video inspection camera \$110,000; WWTF RBC replacement (3 trains) \$1,800,000; Automated fine screen at WWTF \$250,000	\$7,979,000	\$7,979,000

Appendix B1

Funding List	Priority Points	Community	ACS 2010-2014 Est. MHI	NPDES ID#	US Census 2010 Est. POP	Project Description(s)	Project Est. Cost	SRF Est. Funding
	62	McCool Junction	\$51,607	NE0121932	409	Sewer lining 600' \$30,000; Sewer extensions 800' \$40,000	\$70,000	\$70,000
	26	Mead	\$59,286	NE0024309	569	Inspect, clean and line/ rehab sewer mains & manholes \$250,000	\$250,000	\$250,000
	56	Meadow Grove	\$36,375	NE0030741	301	Study \$25,000; Sewer repair / replacement \$150,000	\$175,000	\$175,000
	51	Melbeta	\$48,750	NE0112747	112	Replacement/Renovation of sanitary sewer in alley west of main street, 6th street and one block in 3rd street \$80,000	\$80,000	\$80,000
	75	Merriman	\$7,375	NE0114839	128	Lift station rehab \$250,000; CCTV of sewer mains \$25,000	\$275,000	\$275,000
	64	Milford	\$53,750	NE0024333	2,090	Sewer main relining \$125,000; Sewer main replacement \$50,000; Manhole rehabilitation \$50,000	\$225,000	\$225,000
	60	Miller	\$21,667	NE0044997	136	Fencing around lagoon \$40,000; Effluent pumps for land application \$50,000; Video mains \$40,000; Repair/clean mains \$90,000; Sewer study \$20,000	\$240,000	\$240,000
	35	Milligan	\$40,625	NE0023981	285	Sewer collection system repair \$200,000; Lift station & force main repair \$300,000	\$500,000	\$500,000
	82	Minatare	\$35,000	NE0043290	816	Lagoon aerator \$550,000; Lagoon rehabilitation \$2,000,000	\$2,550,000	\$2,550,000
	40	Minden	\$50,690	NE0025411	2,923	New grinder/auger with compactor for solids processing at WWTP \$260,000; Storm sewer improvements at Cemetery, East Hastings, South Garfield, West 1st, and East 8th Streets \$1,000,000; Holding tank and pumps station for backwash water recovery for water treatment plant \$350,000; Lift station for land mark implement 33 road and M road \$300,000; VFD installation on 30 HP blowers at WWTP \$30,000	\$1,940,000	\$1,940,000
	132	Mitchell	\$42,125		1,702	Water efficiency - water meter replacement \$1,000,000; Wastewater treatment facility and collection system upgrades - USDA funding already in place for this project \$4,100,000	\$5,100,000	\$5,100,000

Appendix B1

Funding List	Priority Points	Community	ACS 2010-2014 Est. MHI	NPDES ID#	US Census 2010 Est. POP	Project Description(s)	Project Est. Cost	SRF Est. Funding
	52	Morrill	\$45,278	NE0023761	921	Green infrastructure - upsize existing storm sewer/sewer extension \$1,300,000	\$1,300,000	\$1,300,000
	40	Morse Bluff	\$30,938	N/A	135	Collection System \$350,000; Lagoon \$250,000	\$600,000	\$600,000
	91	Mullen	\$36,000	NE0133329	509	Lagoon improvements \$100,000; Study PER \$25,000	\$125,000	\$125,000
	22	Murray	\$54,875	NER104584	463	Lining our old clay tile sewer lines with a sleeve. We have infiltration issues. \$70/ Ft. + Engineering	\$0	\$0
	27	Naper	\$36,250	NE0033260	84		\$0	\$0
	65	Naponee	\$38,125	NE0133523	106	Re-seal and line lagoons \$150,000	\$150,000	\$150,000
	64	Neligh	\$41,813	NE0037010	1,599	Wastewater collection system study (PER) \$35,000; Backup pump at the main lift stations \$15,000; 8th-9th Street south end of U Street - remove and replace - full of roots \$30,000	\$80,000	\$80,000
	52	Newman Grove	\$37,500	NE0030996	721		\$0	\$0
	105	Nickerson	\$29,583	NE0024287	369	Slip lining sewer collection system mains \$281,000; Lagoon cleaning \$272,000; Lagoon riprap \$211,000; Sewer study \$35,000	\$799,000	\$799,000
	74	Norfolk	\$43,266	NE0033421	24,210	Hwy 35 interceptor \$1,065,000; Omaha Ave. lift station & force main \$2,750,000; 1st Street & Monroe Avenue main replacement \$530,000; Sewer to serve SW corner of 25th Street and Eisenhower Ave from 13th Street \$475,000; 1st Street & Braasch Ave sewer main replacement \$23,300; Line 30" sanitary sewer from 8th & Omaha to 4th & Washington \$954,900; Southwest interceptor from 13th and Monroe 25th and 275 \$2,450,000; Trickling filter distributor replacement (2) - bid in progress \$261,300; Influent pump replacement - bid in progress \$230,000; Aeration bldg. motor control center and associated wiring - bid in progress \$203,440	\$8,942,940	\$8,942,940

Appendix B1

Funding List	Priority Points	Community	ACS 2010-2014 Est. MHI	NPDES ID#	US Census 2010 Est. POP	Project Description(s)	Project Est. Cost	SRF Est. Funding
	69	North Bend	\$48,542	NE0040924	1,177	Slip lining improvements 8", 10", 12", 18" diameter sewer main slip lining (10,000') \$250,000; Spot repair improvements: repair various spots around the collection system that are damaged and in need of repair \$75,000	\$325,000	\$325,000
	51	North Loup	\$43,750	NE0029173	297	Televised & clean mains \$30,000; 1500 LF sanitary sewer replacement \$100,000; 1200 LF lining \$50,000	\$180,000	\$180,000
	85	Oakdale	\$26,000	NE0049069	322	Sanitary sewer collection system improvements \$200,000; Sanitary sewer lift station improvements \$50,000	\$250,000	\$250,000
	79	Oakland	\$45,250	NE0024023	1,244	Sanitary main relining \$70,000	\$70,000	\$70,000
	70	Oconto	\$34,500	NE0131997	151	Replace sewer mains \$500,000; Rehab lagoon cell \$150,000	\$650,000	\$650,000
	65	Odell	\$45,000	NE0040975	307	New lagoon \$1,500,000; Slip lining \$80,000; Replace sewer lines \$80,000; TV Inspection \$20,000	\$1,680,000	\$1,680,000
	21	Ohiowa	\$53,000	NE0129453	115	Sanitary sewer main replacement \$100,000	\$100,000	\$100,000
	117	Omaha	\$48,751	NE0133680	408,958	Saddle creek CSO 205 \$90,000,000; Burt IZard lift station \$14,000,000; Riverview lift station \$11,000,000; MRWWTP biogas improvements	\$15,000,000	\$15,000,000
	70	O'Neill	\$43,796	NE0049051	3,705	31 blocks of sewer main replacement 1,128,800	\$1,128,800	\$1,128,800
	59	Ord	\$40,197	NE0024392	2,112	Sewer main CIPP improvements \$500,000	\$500,000	\$500,000
	65	Orleans	\$45,114	NE0045268	386	Erosion repair & slope protection / sludge removal \$200,000; Riprap \$400,000	\$600,000	\$600,000
	54	Osceola	\$57,237	NE0046230	880	New room on control building, miscellaneous system repairs \$60,000; Concerns with ammonia limits (TBD)	\$60,000	\$60,000
	82	Oshkosh	\$38,182	NE0021181	884	Lagoon Rehab \$1,359,700	\$1,359,700	\$1,359,700
	41	Osmond	\$49,167	NE0040029	783	Remove / repair manholes & misc. wastewater system repairs \$50,000; Septic tank effluent pumping study / elimination \$250,000	\$300,000	\$300,000

Appendix B1

Funding List	Priority Points	Community	ACS 2010-2014 Est. MHI	NPDES ID#	US Census 2010 Est. POP	Project Description(s)	Project Est. Cost	SRF Est. Funding
	22	Otoe	\$40,455	NE0121673	171		\$0	\$0
	65	Overton	\$48,043	NEU133370	594	Seal lagoon cells \$150,000; Rip rap \$750,000	\$900,000	\$900,000
	66	Oxford	\$40,721	NE0031828	779	Sanitary lift station variable frequency drives \$35,000; Sanitary lift station control panel upgrade \$30,000; Miscellaneous sanitary sewer main extensions & replacement \$150,000; Miscellaneous sanitary sewer manhole replacement & rehabilitations \$150,000	\$365,000	\$365,000
	0	Page	\$19,250	NE0029351	166	Water meter replacement / implementation of remote read system \$60,000	\$60,000	\$60,000
	31	Palisade	\$41,375	NE0026115	351	Portable emergency generator at lift station \$35,000; Level gauges & erosion protection at WW Lagoon \$200,000; Construction of new sewer manhole & rehab of a min of 3manholes \$10,000	\$245,000	\$245,000
	62	Palmer	\$42,083	NE0031259	472		\$0	\$0
	60	Panama	\$62,000	NE0046256	256	New full retention lagoon \$1,500,000	\$1,500,000	\$1,500,000
	89	Pawnee City	\$28,250	NE0042048	878	21,000 feet of slip lining \$45,000; 20 sewer manhole reconstructions \$30,000	\$75,000	\$75,000
	56	Paxton	\$55,179	NE0041289	523	Land sprinkler \$50,000; Repair lagoons \$50,000; Sewer main extension \$370,000; Clean mains \$25,000	\$495,000	\$495,000
	93	Pender	\$49,643	NE0040908	1,002	Replace upgrade manholes \$50,000; Sewer line repairs \$100,000; Control upgrade WWTF \$150,000; Clarifier repair \$50,000	\$350,000	\$350,000
	68	Peru	\$40,086	NE0112232	865	Route backwash water to sewer lagoons (in process) \$90,000; Replace manholes \$200,000; Investigate & correct sewer infiltration concerns \$200,000	\$490,000	\$490,000
	0	Petersburg	\$44,063	NE0029157	333	Replacement and rehab of existing collection system \$20,000; Wastewater system Study (PER) \$25,000; Jet machine \$20,000	\$65,000	\$65,000

Appendix B1

Funding List	Priority Points	Community	ACS 2010-2014 Est. MHI	NPDES ID#	US Census 2010 Est. POP	Project Description(s)	Project Est. Cost	SRF Est. Funding
	106	Phillips	\$42,222	NE0124311	287	Collection system improvements \$50,000; Rip rap on banks \$200,000; Sludge removal \$80,000	\$330,000	\$330,000
	46	Pickrell	\$45,000	NE0045276	199	Clean and video all 6" and 8" mains \$16,000; Emergency generator and switch gear \$40,000; Lining 1000' of 6" mains 2017 \$40,000	\$96,000	\$96,000
	112	Pilger	\$38,125	NE0027294	352	Water treatment plant discharge to sewer \$50,000	\$50,000	\$50,000
	54	Plainview	\$41,300	NE0021741	1,246	Sewer main repairs \$250,000	\$250,000	\$250,000
	41	Platte Center	\$46,500	NE0046264	336	Sanitary sewer collection system improvements & expansion \$200,000; Lagoon rehab and sludge removal \$100,000	\$300,000	\$300,000
	98	Plattsmouth	\$50,893	NE0021121	6,502	Sandblast / repair and new drive on primary clarifier \$117,000; Sandblast / repair and new drive on final clarifier \$117,000; Drain, sandblast, and repaint primary digester \$90,000; Install new chain + sprockets on bar screen \$12,000	\$336,000	\$336,000
	40	Pleasanton	\$50,000	NE0045292	341	1,500 LF sewer line replacement \$100,000; Remove sludge \$100,000; Rehab inactive lagoon \$300,000	\$500,000	\$500,000
	95	Plymouth	\$48,000	NE0040894	409	Land application from existing lagoons \$400,000; Existing lagoon rehabilitation depth markers, & other lagoon improvements \$600,000; Sewer collection system improvements \$300,000	\$1,300,000	\$1,300,000
	31	Polk	\$47,000	NE0021652	322	Remove sludge \$65,000; CCTV sewers & clean \$20,000; Renovate lift station \$120,000	\$205,000	\$205,000
	88	Ponca	\$49,766	NE0021687	961	Clean, televise, and repair existing sewer mains \$125,000; Lift Station repairs or replacement \$25,000; Treatment Facility equipment repairs or replacement \$150,000; Manhole rehabilitation, or replacement \$50,000; Remove flushing equipment from manholes \$50,000; Replace drainage structure \$375,000	\$775,000	\$775,000
	7	Potter	\$41,875	NE0113026	337		\$0	\$0

Appendix B1

Funding List	Priority Points	Community	ACS 2010-2014 Est. MHI	NPDES ID#	US Census 2010 Est. POP	Project Description(s)	Project Est. Cost	SRF Est. Funding
	76	Prague	\$44,500	NE0046272	303	Lagoon rehabilitation \$225,000; Sanitary sewer main extension \$100,000	\$325,000	\$325,000
	67	Randolph	\$40,972	NE0029149	944	Upgrade WWTF / Study \$3,100,000	\$3,100,000	\$3,100,000
	78	Ravenna	\$43,092	NE0021547	1,360	4800 L.F. Lining \$200,000; Lagoon Dredging (Old Lagoons) \$200,000; New Rip Rap \$375,000	\$775,000	\$775,000
	0	Raymond	\$55,500	NE0046281	167	No set plans but in the future need to replace old sewer plant	\$0	\$0
	53	Red Cloud	\$33,082	NE0114049	1,020	Sewer Main CIPP Improvements \$500,000; Sewer Maps \$20,000; Backup Generator \$28,000	\$548,000	\$548,000
	55	Republican City	\$31,250	NE0021636	150	Security fence around lagoons \$60,000; Rip rap on bank \$250,000; Clean & repair mains \$50,000	\$360,000	\$360,000
	7	Rising City	\$55,000	NE0046299	374		\$0	\$0
	35	Riverdale	\$54,219	NE0131946	182	Replace sewer mains (4 blocks) \$200,000; Lagoon sealing \$100,000	\$300,000	\$300,000
	50	Rockville	\$50,375	NE0114847	106	Rip rap on lagoon slopes \$100,000; Remove sludge \$50,000; Lift station rehab \$100,000; Back-up power generator & electrical \$20,000	\$270,000	\$270,000
	2	Roseland	\$56,154	NE0045306	235		\$0	\$0
	51	Sargent	\$35,000	NE0032573	525	Lift Pumps Motor \$8000; Two New Sewer Mains \$75,000; Drainage Improvements \$200,000; GPS mapping of lines \$10,000	\$293,000	\$293,000
	40	Sarpy Cnty SID #29	\$69,269		81	Community septic tank updates \$200,000	\$200,000	\$200,000
	52	Schuyler	\$49,771	NE0042358	6,211	Add additional secondary lagoon cell for further land application \$1,000,000; Industrial lift station \$500,000; Manhole rehab / sewer lining \$500,000; New pivot to replace 20+ year old pivot \$100,000; Industrial area treatment \$1,000,000	\$3,100,000	\$3,100,000
	110	Scotia	\$36,058	NE0023973	318	CIPP lining, new influent flow measurement, CCTV remaining system \$532,000	\$532,000	\$532,000
	70	Scottsbluff	\$37,813	NE0036315	15,039	Rehabilitation of sewer pipe & siphon by	\$204,101	\$204,101

Appendix B1

Funding List	Priority Points	Community	ACS 2010-2014 Est. MHI	NPDES ID#	US Census 2010 Est. POP	Project Description(s)	Project Est. Cost	SRF Est. Funding
						Scottsbluff drain \$204,101		
	132	Scribner	\$44,167	NE0023787	857	Treatment plant modifications \$3,810,000; Lining sewer mains \$1,300,000	\$5,110,000	\$5,110,000
	33	Seward	\$58,261	NE0023876	6,964	Sewer Camera \$60,000; Replace 3 sludge transfer piston pumps \$250,000; Replace first stage recirculation pump \$100,000; Replace second stage recirculation pump \$100,000; I/I - smoke testing \$10,000; Upgrade facility plan \$75,000, Replace grit classifier \$250,000	\$845,000	\$845,000
	82	Shelby	\$52,986	NE0024015	714	Grading of lagoon dikes \$25,000; Crushing of large sidewalk along dike walls \$15,000; Sealing of lagoon \$75,000; Sewer CCTV \$30,000; Fix broken sewer main \$75,000	\$220,000	\$220,000
	34	Shelton	\$63,458	NE0030988	1,059	Remove sludge \$50,000; Rehab inactive lagoon cell \$50,000; Sewer repairs \$50,000	\$150,000	\$150,000
	45	Shickley	\$50,357	NE0030767	341	Sewer collection system repairs \$100,000; Mechanical WWTF repair / improvements / replacement \$500,000; Individual water meters \$400,000	\$1,000,000	\$1,000,000
	63	Sidney	\$54,175	NE0023884	6,757	If needed 3rd SBR basin (cost unknown); Drying bed cover \$600,000; Sewer rehab (cost unknown); Lift station rehab (cost unknown)	\$600,000	\$600,000
F	80	South Sioux City	\$40,975		13,353	Lift Station Rehab projects \$150,000; Industrial sanitary force main projects \$1,000,000; Odor control at lift station \$100,000	\$1,250,000	\$1,250,000
	26	Sprague	\$65,000	NE0112054	142	Rebuild / maintenance at pumphouse \$80,000	\$80,000	\$80,000
	77	Springfield	\$59,931	NE0041343	1,529	WWTF improvements (excluded from total cost) \$1,250,400; WWTF rehabilitation & expansion \$12,651,000; Root invasion repairs \$148,400; Collection system expansion \$7,892,000	\$20,691,400	\$20,691,400
	52	Springview	\$35,313	NEU133523	242		\$0	\$0

Appendix B1

Funding List	Priority Points	Community	ACS 2010-2014 Est. MHI	NPDES ID#	US Census 2010 Est. POP	Project Description(s)	Project Est. Cost	SRF Est. Funding
	57	St. Helena	\$59,375	NE0131199	96	Replace existing manual read water consumption meters with new remote read meters that include leak detection \$18,000	\$18,000	\$18,000
	127	St. Paul	\$44,583	NE0027324	2,290	New WW treatment plant (SBR) \$4,850,000; EDC Middle Loup Subdivision \$350,000	\$5,200,000	\$5,200,000
	61	Stamford	\$40,625	NE0021628	183	Removal of berm in old lagoon cells and repair of damaged HDPE liner with concrete rip-rap \$93,000	\$93,000	\$93,000
	44	Stanton	\$38,897	NE0029343	1,577		\$0	\$0
	49	Stanton Cnty SID #1 - Woodland Park	\$56,071		1,866	Sewer line repairs / manhole repairs \$250,000	\$250,000	\$250,000
	45	Staplehurst	\$52,250	NE0040959	242	Lagoon with land application \$800,000; I&I - sewer main relining / manhole repair \$100,000; Replace sewer services \$50,000	\$950,000	\$950,000
	0	Stapleton	32,431	NE0047287	305	To be able to land apply wastewater from lagoon.	60,000	60,000
	60	Steinauer	\$36,250	NE0024279	75	Water meter installation \$40,000; Infiltration repair \$250,000	\$290,000	\$290,000
	55	Stratton	\$32,857	NE0026085	343	Lift station renovation including pump & motor improvements & replacement of the existing bubbler system with a float system & Upgrade to the SCADA system \$300,000; Addition of erosion control at existing lagoons and evaluation of the liner of the West lagoon cell \$300,000; Wastewater study / Facility plan needed for evaluation of the lift station and lagoons. NDEQ planning grant funds have been awarded to the Village for the study. \$20,000	\$620,000	\$620,000
	83	Stromsburg	\$47,227	NE0024325	1,171	Proportional weirs \$40,000; Lagoon piping modifications \$75,000; New force main \$200,000; Collection system pipe replacement, manhole replacement & manhole lining \$900,000; Solar mixers \$185,000; Automatic flushing devices \$30,000; Lift station piping \$15,000	\$1,445,000	\$1,445,000

Appendix B1

Funding List	Priority Points	Community	ACS 2010-2014 Est. MHI	NPDES ID#	US Census 2010 Est. POP	Project Description(s)	Project Est. Cost	SRF Est. Funding
	85	Stuart	\$46,563	NE0023949	590	Sewer mains - replace or reline \$1,000,000; Treatment facility - grit removal system \$250,000; Additional aerated sludge holding tank \$460,000	\$1,710,000	\$1,710,000
	51	Sumner	\$40,625	NE0045322	236	Sludge removal \$80,000; Rehab lagoon cell \$50,000	\$130,000	\$130,000
	104	Superior	\$35,846	NE0023809	1,957	We are finishing a planning grant and are looking at the funding for the follow-up project to fix our summer ammonia problem. \$200,000	\$200,000	\$200,000
	24	Sutherland	\$65,313	NE0114855	1,286	Reline mains and manholes \$100,000	\$100,000	\$100,000
	28	Sutton	\$54,792	NE0045331	1,502	Sewer main CIPP improvements \$500,000; Sewer main extensions to serve existing septic tank users and proposed areas \$300,000; Water service meters \$1,200,000	\$2,000,000	\$2,000,000
	93	Syracuse	\$45,982	NE0040282	1,942	WWTF updates - diffusers \$30,000; WWTF updates - clarifiers \$675,000; TV inspection of the sanitary sewer system \$95,000; Stormwater detention facilities \$725,000	\$1,525,000	\$1,525,000
	95	Table Rock	\$34,583	NE0023868	269	New waste water treatment plant \$1,000,000; Collection system rehabilitation \$500,000	\$1,500,000	\$1,500,000
GPR	75	Taylor	\$40,833	NE0113000	190	Land application equipment \$100,000; Located lines with infiltration / need to replace or line \$150,000	\$250,000	\$250,000
	44	Tekamah	\$46,563	NE0123072	1,736	I & I corrections / upgrades \$200,000; South lift station upgrade \$125,000; Grinder for main lift station \$30,000; Piping to other pivots for land application \$150,000	\$505,000	\$505,000
	79	Terrytown	\$32,614	NE0047295	1,198	Lift station rehabilitation \$150,000; Collection system rehabilitation \$30,000; SCADA upgrades including RTUs to allow SCADA to monitor lift stations \$20,000	\$200,000	\$200,000
	88	Tilden	\$37,313	NE0027910	953	Flow measurement at lift station \$50,000; Rehabilitation or replacement of a portion of the existing collection system \$500,000	\$550,000	\$550,000
	41	Tobias	\$51,250	NE0027316	106	Sewer collection system improvements (CIPP) \$100,000	\$100,000	\$100,000

Appendix B1

Funding List	Priority Points	Community	ACS 2010-2014 Est. MHI	NPDES ID#	US Census 2010 Est. POP	Project Description(s)	Project Est. Cost	SRF Est. Funding
	37	Trenton	\$28,750	NE0026093	560		\$0	\$0
	22	Trumbull	\$49,375	NE0045357	205	Manhole & sewer main cleaning & inspections/replacement or repairs if any needed \$55,000	\$55,000	\$55,000
	77	Uehling	\$55,213	NE0023779	230	Backup power generator at the lift station \$45,000	\$45,000	\$45,000
	62	Unadilla	\$50,000	NE0025461	311		\$0	\$0
	31	Upland	\$55,455	NE0027952	143	Sludge removal \$80,000	\$80,000	\$80,000
	74	Valentine	\$45,313	NE0051489	2,737	WWTF blower / diffuser upgrades \$125,000; Development St. Seer extension \$65,000; Bacon development sewer extension \$200,000; Interceptor sewer \$2,500,000; Main Street sewer \$825,000	\$3,715,000	\$3,715,000
	27	Verdel	\$24,904	n/a	30	30 Water Meters \$500; Labor \$1,000	\$1,500	\$1,500
	0	Verdigre	\$28,750	NEG671069	575	Install storm drainage 2nd Ave. & Main St. Rain/Stormwater collect at this location and has nowhere to go, causing a massive breeding ground for mosquitos, mud/silt buildup. Traffic hazard as well as a public health threat due to mosquito. \$250,000	\$250,000	\$250,000
	87	Verdon	\$39,063	NE0027928	172		\$0	\$0
	17	Waco	\$41,250	NE0045004	236		\$0	\$0
	41	Wahoo	\$50,069	NE0021679	4,508	Discharge water re-use for screening and wash water \$120,000; Digester covers \$400,000; Generator for UV unit \$25,000	\$545,000	\$545,000
	39	Wakefield	\$45,795	NE0049018	1,451		\$0	\$0
	0	Wallace	\$52,875	NE0113034	366		\$0	\$0
F	145	Wauneta	\$35,000	NE0023841	577	New lift station (subdivision) \$250,000; Collection system repairs \$115,000; Sewer lagoon cleaning \$30,000; Sewer lagoon expansion if water treatment facility constructed \$200,000; Channel reconstruction and/or sewer main relocation to protect sanitary sewer crossing Frenchman \$250,000	\$845,000	\$845,000

Appendix B1

Funding List	Priority Points	Community	ACS 2010-2014 Est. MHI	NPDES ID#	US Census 2010 Est. POP	Project Description(s)	Project Est. Cost	SRF Est. Funding
	27	Wausa	\$49,821	NE0039861	634	WWTF was built in 1984. It is over 30 years old so we should plan to evaluate the life of the facility (study) \$25,000; Sewer main repair / lift station repair \$50,000	\$75,000	\$75,000
	75	Waverly	\$82,618	NE0024406	3,277	East trunk main \$3,000,000; Sewer lining old clay tile sewer tires \$500,000; Manhole rehab \$100,000	\$3,600,000	\$3,600,000
	58	Wayne	\$40,324	NE0033111	5,660	Skid loader \$75,000; Sewer line repairs \$250,000; CCTV \$150,000	\$475,000	\$475,000
	84	Weeping Water	\$53,571	NE0046329	1,050	Inspect and line sewer mains \$250,000	\$250,000	\$250,000
	71	West Point	\$41,447	NE0023965	3,364	Lagoon improvements for dewatering and sludge removal \$500,000	\$500,000	\$500,000
	70	Western	\$42,000	NE0042501	235	Replace aging activate sludge wastewater treatment plant with new lagoon system \$1,000,000; Remove and replace or rehabilitate sewer mains with high I/I \$250,000; Lift station upgrades \$250,000	\$1,500,000	\$1,500,000
	65	Whitney	\$33,750	NE0041327	77	Raise manhole rings and covers \$5000; Sanitary Sewer Main Cleaning \$22,000; Construction of Sanitary Sewer Manholes \$7,000; Replacement of sanitary sewer main \$132,000	\$166,000	\$166,000
	69	Wilber	\$49,125	NE0045373	1,855	Additional aerated sludge holding basin \$275,000; Sludge pump \$30,000; Clean and CCTV sewers \$25,000; Electrical improvements in basement of treatment plant \$30,000	\$360,000	\$360,000
	22	Wilcox	\$49,063	NE0045381	358	Sewer line replacement / extensions \$50,000	\$50,000	\$50,000
	47	Winnebago	\$34,375	NE0113212	774	Sanitary manhole replacement - sewer line rehabilitation \$136,000	\$136,000	\$136,000
	94	Wisner	\$44,537	NE0023957	1,170	Sewer main rehabilitation \$100,000; WWTF repairs \$100,000; Sewer extension \$50,000	\$250,000	\$250,000
	56	Wolbach	\$37,750	NE0040088	283	Collection system investigation \$40,000; Sanitary sewer main lining / repair / reconstruction \$150,000	\$190,000	\$190,000

Appendix B1

Funding List	Priority Points	Community	ACS 2010-2014 Est. MHI	NPDES ID#	US Census 2010 Est. POP	Project Description(s)	Project Est. Cost	SRF Est. Funding
	27	Wood Lake	\$15,000		63		\$0	\$0
	54	Wood River	\$54,338	NE0021661	1,325	Aeration system for RBC Chamber(s) \$110,000; Wastewater extension on Dodd St. \$30,000	\$140,000	\$140,000
	89	Wymore	\$34,655	NE0021130	1,457	Televising/Cleaning along with rehabilitation of sanitary sewer \$250,000	\$250,000	\$250,000
	87	Wynot	\$35,313	NE0127663	166		\$0	\$0
F	131	York	\$48,622	NE0040932	7,766	Design of new plant \$1,407,650; New treatment plant construction \$21,553,204; Construction observation / engineering \$1,700,000; Infrastructure improvements \$500,000; New vacuum truck \$385,000	\$25,545,854	\$6,245,854
	49	Yutan	\$63,167	NE0024376	1,174	Repair / replace sanitary sewer manholes to eliminate infiltration \$20,000; Clean & televised mains \$45,000	\$65,000	\$65,000

327 New Projects

0 Projects Carried Forward From Prior Year(s)

TOTALS: \$528,216,656 \$356,806,656

(1),(2),(3),(4) CW Needs Survey can be carried forward for up to four years if the project is in process. The number behind the community name indicates the number of years it has been carried forward from the prior year(s).

* Behind the priority points indicates communities that were in mid-process and therefore were carried over from the prior year.

F – Identifies projects that are a part of the IUP Funding List.

GPR - Identifies projects that are a part of the IUP Green Project Reserve Funding List.

2010 U.S. Census - Bureau estimated resident population, published by American Fact Finder.

2010-2014 American Community Survey (ACS) estimates, published by U.S. Census Bureau

APPENDIX B1-a**CWSRF LIST OF NEBRASKA COMMUNITIES, NRDs, SIDs, and COUNTIES**

All Nebraska communities and Sanitary Improvement Districts (SID) in this Appendix may have aging infrastructure or other wastewater issues that are not listed on the current Funding or Planning lists, but may still need investigation, maintenance, and/or replacement. Being included in this IUP and on this list does not mean the community or SID will need, seek out, or receive funding from the CWSRF, but it does recognize the community's or SID's possible future needs which may be undocumented at this time. These communities and SIDs have been given zero (0) points, while still recognizing there is likely a potential need in the thousands of dollars in each community

Community	ACS 2010-2014 Est. MHI	US Census 2010 Est. POP
Abie	\$75,833	69
Adams	\$56,250	573
Ainsworth	\$30,234	1,728
Albion	\$42,134	1,650
Alda	\$45,781	642
Alexandria	\$32,500	177
Allen	\$37,813	377
Alliance	\$46,071	8,491
Alma	\$36,563	1,133
Alvo	\$41,250	132
Amherst	\$51,042	248
Anoka		6
Anselmo	\$37,083	145
Ansley	\$44,500	441
Arapahoe	\$36,250	1,026
Arcadia	\$41,250	311
Arlington	\$60,694	1,243
Arnold	\$42,188	597
Arthur	\$30,000	117
Ashland	\$54,118	2,453
Ashton	\$37,188	194
Atkinson	\$43,235	1,245
Atlanta	\$44,688	131
Auburn	\$47,269	3,460

Community	ACS 2010-2014 Est. MHI	US Census 2010 Est. POP
Aurora	\$54,484	4,479
Avoca	\$45,938	242
Axtell	\$47,500	726
Ayr	\$53,750	94
Bancroft	\$36,875	495
Barada	\$21,250	24
Barneston	\$29,844	116
Bartlett	\$45,521	117
Bartley	\$38,438	283
Bassett	\$41,875	619
Battle Creek	\$56,250	1,207
Bayard	\$40,278	1,209
Bazile Mills	\$78,750	29
Beatrice	\$40,750	12,459
Beaver City	\$37,266	609
Beaver Crossing	\$50,833	403
Bee	\$44,250	191
Beemer	\$40,395	678
Belden	\$51,875	115
Belgrade	\$27,083	126
Bellevue	\$59,123	50,137
Bellwood	\$47,500	435
Belvidere	\$38,750	48
Benedict	\$46,354	234

Community	ACS 2010-2014 Est. MHI	US Census 2010 Est. POP
Benkelman	\$38,182	953
Bennet	\$71,250	719
Bennington	\$65,625	1,458
Bertrand	\$47,045	750
Berwyn	\$60,625	83
Big Springs	\$50,192	400
Bladen	\$45,625	237
Blair	\$51,098	7,990
Bloomfield	\$37,813	1,028
Bloomington	\$46,250	103
Blue Hill	\$43,750	936
Blue Springs	\$30,078	331
Boelus		202
Boys Town	\$24,231	745
Bradshaw	\$48,036	273
Brady	\$53,000	428
Brainard	\$56,250	330
Brewster	\$2,500	17
Bridgeport	\$46,379	1,545
Bristow	\$45,625	65
Broadwater	\$29,375	128
Brock	\$25,625	112
Broken Bow	\$35,553	3,559
Brownville	\$43,125	132

Community	ACS 2010-2014 Est. MHI	US Census 2010 Est. POP
Brule	\$37,500	326
Bruning	\$44,500	279
Bruno	\$33,750	99
Brunswick	\$45,833	138
Burchard	\$30,625	82
Burr	\$40,625	57
Burton	\$18,750	10
Burwell	\$37,083	1,210
Bushnell	\$33,021	124
Butte	\$28,750	326
Byron	\$32,292	83
Cairo	\$59,167	785
Callaway	\$46,667	539
Cambridge	\$42,143	1,063
Campbell	\$37,813	347
Carleton	\$45,104	91
Carroll	\$37,917	229
Cedar Bluffs	\$36,250	610
Cedar Creek	\$70,333	390
Cedar Rapids	\$38,542	382
Center	\$41,250	94
Central City	\$37,872	2,934
Ceresco	\$60,469	889
Chadron	\$36,439	5,851
Chambers	\$35,000	268
Chapman	\$41,250	287
Chappell	\$41,597	929
Chester	\$38,977	232
Clarks	\$44,250	369
Clarkson	\$40,625	658
Clatonia	\$42,500	231

Community	ACS 2010-2014 Est. MHI	US Census 2010 Est. POP
Clay Center	\$47,841	760
Clearwater	\$48,516	419
Clinton	\$60,313	41
Cody	\$44,643	154
Coleridge	\$41,250	473
Colon	\$63,750	110
Columbus	\$51,261	22,111
Comstock	\$39,250	93
Concord	\$46,875	166
Cook	\$36,094	321
Cordova	\$21,375	137
Cornlea	\$83,750	36
Cortland	\$61,111	482
Cotesfield	\$31,324	46
Cowles	\$43,333	30
Cozad	\$42,024	3,977
Crab Orchard	\$24,219	38
Craig	\$37,750	199
Crawford	\$30,526	997
Creighton	\$36,176	1,154
Creston	\$33,214	203
Crete	\$38,542	6,960
Crofton	\$46,705	726
Crookston	\$38,750	69
Culbertson	\$39,438	595
Curtis	\$42,841	939
Cushing	\$48,571	32
Dakota City	\$59,875	1,919
Dalton	\$42,750	315
Danbury	\$23,750	101
Dannebrog	\$40,769	303

Appendix B1-a

Community	ACS 2010-2014 Est. MHI	US Census 2010 Est. POP
Davenport	\$46,750	294
Davey	\$61,250	154
David City	\$44,444	2,906
Dawson	\$34,750	146
Daykin	\$42,500	166
Decatur	\$31,641	481
Denton	\$60,936	190
Deshler	\$38,558	747
DeWeese	\$28,393	67
DeWitt	\$45,625	513
Diller	\$56,250	260
Dix	\$35,625	255
Dixon	\$33,750	87
Dodge	\$45,729	612
Doniphan	\$47,969	829
Dorchester	\$46,458	586
Douglas	\$45,000	173
DuBois	\$48,125	147
Dunbar	\$36,500	187
Duncan	\$65,556	351
Dunning	\$29,375	103
Dwight	\$48,750	204
Eagle	\$62,917	1,024
Eddyville	\$40,500	97
Edgar	\$35,000	498
Edison	\$30,000	133
Elba	\$43,333	215
Elgin	\$41,250	661
Elk Creek	\$42,500	98
Elm Creek	\$46,528	901
Elmwood	\$56,875	634

Community	ACS 2010-2014 Est. MHI	US Census 2010 Est. POP
Elsie	\$57,917	106
Elwood	\$51,607	707
Elyria	\$68,438	51
Emerson	\$38,958	840
Emmet	\$39,167	48
Endicott	\$45,000	132
Ericson	\$27,500	92
Eustis	\$54,861	401
Ewing	\$35,750	387
Exeter	\$54,688	591
Fairbury	\$38,641	3,942
Fairfield	\$34,050	387
Fairmont	\$43,155	560
Falls City	\$38,465	4,325
Farnam	\$45,938	171
Farwell	\$27,083	122
Filley	\$53,125	132
Firth	\$53,438	590
Fordyce	\$41,000	139
Fort Calhoun	\$63,365	908
Foster	\$35,000	51
Franklin	\$37,045	1,000
Fremont	\$47,239	26,397
Friend	\$60,707	1,027
Fullerton	\$38,167	1,307
Funk	\$56,563	194
Gandy	\$23,125	32
Garland	\$48,636	216
Garrison	\$36,250	54
Geneva	\$49,091	2,217
Genoa	\$50,000	1,003

Community	ACS 2010-2014 Est. MHI	US Census 2010 Est. POP
Gering	\$51,056	8,500
Gibbon	\$41,250	1,833
Gilead	\$35,000	39
Giltner	\$57,813	352
Glenvil	\$58,750	310
Goehner	\$51,875	154
Gordon	\$32,120	1,612
Gothenburg	\$51,726	3,574
Grafton	\$36,250	126
Grand Island	\$46,527	48,520
Grant	\$54,063	1,165
Greeley	\$35,096	466
Greenwood	\$51,250	568
Gresham	\$41,607	223
Gretna	\$69,713	4,441
Gross		2
Guide Rock	\$34,500	225
Gurley	\$43,906	214
Hadar	\$70,625	293
Haigler	\$27,500	158
Hallam	\$66,250	213
Halsey	\$61,875	76
Hamlet	\$39,531	57
Hampton	\$51,827	423
Harbine	\$57,917	49
Hardy	\$42,500	159
Harrisburg	\$27,143	100
Harrison	\$25,625	251
Hartington	\$39,250	1,554
Harvard	\$42,656	1,013
Hastings	\$46,840	24,907

Appendix B1-a

Community	ACS 2010-2014 Est. MHI	US Census 2010 Est. POP
Hay Springs	\$35,956	570
Hayes Center	\$41,071	214
Hazard	\$46,250	70
Heartwell	\$31,000	71
Hebron	\$37,470	1,579
Hemingford	\$45,568	803
Henderson	\$52,426	991
Hendley	\$40,250	24
Henry	\$14,866	106
Herman	\$45,179	268
Hershey	\$70,000	665
Hickman	\$63,750	1,657
Hildreth	\$56,354	378
Holbrook	\$31,875	207
Holdrege	\$45,227	5,495
Holstein	\$41,875	214
Homer	\$48,056	549
Hooper	\$50,000	830
Hordville	\$47,321	144
Hoskins	\$38,500	285
Howard City	\$33,333	189
Howells	\$58,315	561
Hubbard	\$56,250	236
Hubbell	\$20,000	68
Humboldt	\$28,664	877
Humphrey	\$54,219	760
Huntley	\$33,750	44
Hyannis	\$45,357	182
Imperial	\$48,750	2,071
Indianola	\$59,044	584
Inglewood	\$43,646	325

Community	ACS 2010-2014 Est. MHI	US Census 2010 Est. POP
Inman	\$50,714	129
Ithaca	\$63,750	148
Jackson	\$45,000	223
Jansen	\$39,583	118
Johnson	\$41,806	328
Johnstown	\$19,000	64
Julian	\$37,500	59
Juniata	\$44,375	755
Kearney	\$48,433	30,787
Kenesaw	\$62,917	880
Kennard	\$57,500	361
Kilgore	\$49,063	77
Kimball	\$40,075	2,496
Lamar	\$22,143	23
Laurel	\$50,357	964
LaVista	\$55,836	15,758
Lawrence	\$38,750	304
Lebanon	\$25,625	80
Leigh	\$41,250	405
Leshara	\$44,375	112
Lewellen		82
Lewiston	\$41,875	68
Lexington	\$44,966	10,230
Liberty	\$35,417	76
Lincoln	\$49,794	258,379
Lindsay	\$42,500	255
Linwood	\$36,250	88
Lishara	\$44,375	112
Litchfield	\$47,656	262
Lodgepole	\$47,917	318
Long Pine	\$31,806	305

Community	ACS 2010-2014 Est. MHI	US Census 2010 Est. POP
Loomis	\$59,643	382
Lorton	\$60,000	41
Louisville	\$40,536	1,106
Loup City	\$39,333	1,029
Lushton	\$53,125	30
Lyman	\$47,115	341
Lynch	\$29,875	245
Lyons	\$38,942	851
Madison	\$48,080	2,438
Madrid	\$39,583	231
Magnet	\$24,167	57
Malcolm	\$72,917	382
Malmo	\$98,214	120
Manley	\$60,500	178
Marquette	\$41,250	229
Martinsburg	\$32,500	94
Maskell	\$59,000	76
Mason City	\$36,250	171
Maxwell	\$58,409	312
Maywood	\$45,938	261
McCook	\$41,560	7,698
McCool Junction	\$51,607	409
McGrew	\$17,813	105
McLean	\$66,875	36
Mead	\$59,286	569
Meadow Grove	\$36,375	301
Melbeta	\$48,750	112
Memphis	\$46,250	114
Merna	\$47,727	363
Merriman	\$7,375	128
Milford	\$53,750	2,090

Appendix B1-a

Community	ACS 2010-2014 Est. MHI	US Census 2010 Est. POP
Miller	\$21,667	136
Milligan	\$40,625	285
Minatare	\$35,000	816
Minden	\$50,690	2,923
Mitchell	\$42,125	1,702
Monowi		1
Monroe	\$43,958	284
Moorefield	\$28,750	32
Morrill	\$45,278	921
Morse Bluff	\$30,938	135
Mullen	\$36,000	509
Murdock	\$57,000	236
Murray	\$54,875	463
Naper	\$36,250	84
Naponee	\$38,125	106
Nebraska City	\$44,838	7,289
Neligh	\$41,813	1,599
Nelson	\$34,531	488
Nemaha	\$30,000	149
Nenzel	\$111,250	20
Newcastle	\$35,938	325
Newman Grove	\$37,500	721
Newport	\$28,750	97
Nickerson	\$29,583	369
Nihawka	\$57,500	204
Niobrara	\$32,054	370
Nora	\$19,375	21
Norfolk	\$43,266	24,210
Norman	\$51,875	43
North Bend	\$48,542	1,177
North Loup	\$43,750	297

Community	ACS 2010-2014 Est. MHI	US Census 2010 Est. POP
North Platte	\$43,772	24,733
Oak	\$31,667	66
Oakdale	\$26,000	322
Oakland	\$45,250	1,244
Obert	\$31,875	23
Oconto	\$34,500	151
Octavia	\$41,500	127
Odell	\$45,000	307
Ogallala	\$40,771	4,737
Ohiowa	\$53,000	115
Omaha	\$48,751	408,958
O'Neill	\$43,796	3,705
Ong	\$31,750	63
Orchard	\$33,438	379
Ord	\$40,197	2,112
Orleans	\$45,114	386
Osceola	\$57,237	880
Oshkosh	\$38,182	884
Osmond	\$49,167	783
Otoe	\$40,455	171
Overland	\$79,250	153
Overton	\$48,043	594
Oxford	\$40,721	779
Page	\$19,250	166
Palisade	\$41,375	351
Palmer	\$42,083	472
Palmyra	\$56,146	545
Panama	\$62,000	256
Papillion	\$74,111	18,894
Pawnee City	\$28,250	878
Paxton	\$55,179	523

Community	ACS 2010-2014 Est. MHI	US Census 2010 Est. POP
Pender	\$49,643	1,002
Peru	\$40,086	865
Petersburg	\$44,063	333
Phillips	\$42,222	287
Pickrell	\$45,000	199
Pierce	\$54,115	1,767
Pilger	\$38,125	352
Plainview	\$41,300	1,246
Platte Center	\$46,500	336
Plattsmouth	\$50,893	6,502
Pleasant Dale	\$57,411	205
Pleasanton	\$50,000	341
Plymouth	\$48,000	409
Polk	\$47,000	322
Ponca	\$49,766	961
Potter	\$41,875	337
Prague	\$44,500	303
Preston	\$45,625	28
Primrose	\$46,250	61
Prosser	\$40,291	66
Ragan	\$62,250	38
Ralston	\$49,119	5,943
Randolph	\$40,972	944
Ravenna	\$43,092	1,360
Raymond	\$55,500	167
Red Cloud	\$33,082	1,020
Republican City	\$31,250	150
Reynolds	\$20,357	69
Richfield	\$60,645	43
Richland	\$45,625	73
Rising City	\$55,000	374

Appendix B1-a

Community	ACS 2010-2014 Est. MHI	US Census 2010 Est. POP
Riverdale	\$54,219	182
Riverton	\$24,286	89
Roca	\$71,250	220
Rockville	\$50,375	106
Rogers	\$44,167	95
Rosalie	\$38,750	160
Roseland	\$56,154	235
Royal	\$59,250	63
Rulo	\$38,214	172
Rushville	\$28,611	890
Ruskin	\$31,875	123
Salem	\$37,969	112
Santee	\$16,625	346
Sargent	\$35,000	525
Saronville	\$58,750	47
Schuyler	\$49,771	6,211
Scotia	\$36,058	318
Scottsbluff	\$37,813	15,039
Scribner	\$44,167	857
Seneca	\$24,583	33
Seward	\$58,261	6,964
Shelby	\$52,986	714
Shelton	\$63,458	1,059
Shickley	\$50,357	341
Sholes	\$60,625	21
Shubert	\$41,250	150
Sidney	\$54,175	6,757
Silver Creek	\$41,111	362
Smithfield	\$41,875	54
Snyder	\$45,000	300
South Bend	\$67,917	99

Community	ACS 2010-2014 Est. MHI	US Census 2010 Est. POP
South Sioux City	\$40,975	13,353
Spalding	\$41,875	487
Spencer	\$36,477	455
Sprague	\$65,000	142
Springfield	\$59,931	1,529
Springview	\$35,313	242
St. Edward	\$39,250	705
St. Helena		
St. Helena	\$51,250	96
St. Paul	\$44,583	2,290
Stamford	\$40,625	183
Stanton	\$38,897	1,577
Staplehurst	\$52,250	242
Stapleton	\$32,431	305
Steele City	\$33,125	61
Steinauer	\$36,250	75
Stella	\$46,250	152
Sterling	\$39,063	476
Stockham	\$71,250	44
Stockville	\$46,250	25
Strang	\$41,250	29
Stratton	\$32,857	343
Stromsburg	\$47,227	1,171
Stuart	\$46,563	590
Sumner	\$40,625	236
Superior	\$35,846	1,957
Surprise	\$45,000	43
Sutherland	\$65,313	1,286
Sutton	\$54,792	1,502
Swanton	\$37,500	94
Syracuse	\$45,982	1,942

Community	ACS 2010-2014 Est. MHI	US Census 2010 Est. POP
Table Rock	\$34,583	269
Talmage	\$35,875	233
Tarnov	\$43,750	46
Taylor	\$40,833	190
Tecumseh	\$40,794	1,677
Tekamah	\$46,563	1,736
Terrytown	\$32,614	1,198
Thayer	\$66,250	62
Theford	\$47,500	188
Thurston	\$41,875	132
Tilden	\$37,313	953
Tobias	\$51,250	106
Trenton	\$28,750	560
Trumbull	\$49,375	205
Uehling	\$55,213	230
Ulysses	\$49,688	171
Unadilla	\$50,000	311
Union	\$36,250	233
Upland	\$55,455	143
Utica	\$53,929	861
Valentine	\$45,313	2,737
Valley	\$46,625	1,875
Valparaiso	\$53,292	570
Venango	\$51,786	164
Venice	\$46,150	75
Verdel	\$24,904	30
Verdigre	\$28,750	575
Verdon	\$39,063	172
Virginia	\$39,375	60
Waco	\$41,250	236
Wahoo	\$50,069	4,508

Appendix B1-a

Community	ACS 2010-2014 Est. MHI	US Census 2010 Est. POP
Wakefield	\$45,795	1,451
Wallace	\$52,875	366
Walthill	\$34,375	780
Washington	\$98,125	150
Waterbury	\$44,583	73
Waterloo	\$52,050	848
Wauneta	\$35,000	577
Wausa	\$49,821	634
Waverly	\$82,618	3,277
Wayne	\$40,324	5,660
Weeping Water	\$53,571	1,050
Wellfleet	\$43,958	78
West Point	\$41,447	3,364
Western	\$42,000	235
Weston	\$37,083	324
Whitney	\$33,750	77
Wilber	\$49,125	1,855
Wilcox	\$49,063	358
Wilsonville	\$38,750	93
Winnebago	\$34,375	774
Winnetoon	\$70,417	68
Winside	\$52,083	427
Winslow	\$61,250	103
Wisner	\$44,537	1,170
Wolbach	\$37,750	283
Wood Lake	\$15,000	63
Wood River	\$54,338	1,325
Wymore	\$34,655	1,457
Wynot	\$35,313	166
York	\$48,622	7,766
Yutan	\$63,167	1,174

NRDs		
Central Platte NRD	Lower Platte South NRD	Tri-Basin NRD
Lewis & Clark NRD	Lower Republican NRD	Twin Platte NRD
Little Blue NRD	Middle Niobrara NRD	Upper Big Blue NRD
Lower Big Blue NRD	Middle Republican NRD	Upper Elkhorn NRD
Lower Elkhorn NRD	Nemaha NRD	Upper Loup NRD
Lower Loup NRD	North Platte NRD	Upper Niobrara - White NRD
Lower Niobrara NRD	Papio-Missouri River NRD	Upper Republican NRD
Lower Platte North NRD	South Platte NRD	

SIDs	
Butler Co. SID #1, Clear Lake Residential Association (Columbus)	Platte Co. SID #7, Whitetail Lake (Columbus)
Cass Co. SID #2, Cass Greenwood Interchange (Omaha)	Polk Co. SID #1, Duncan Lakes (Omaha)
Cass Co. SID #5, Buccaneer Bay (Plattsmouth)	Sarpy Co. SID #29, Westridge Farms (Gretna)
Dodge Co. SID #3, Lake Ventura (Fremont)	Sarpy Co. SID #101, Hanson's Lake (Bellevue)
Douglas Co. SID #128, Twilight Hills (Omaha)	Sarpy Co. SID #97, Hawaiian Village (Papillion)
Douglas Co. SID #177, Riverside Lake (Omaha)	Saunders Co. SID #8, Woodcliff Lake (Omaha)
Gosper Co. SID #1, Johnson Lake (Elwood)	Stanton Co. SID #1, Woodland Park (Norfolk)
Lancaster Co. SID #5, Cheney (Lincoln)	

COUNTIES								
Adams	Butler	Dawes	Gage	Hitchcock	Knox	Nemaha	Richardson	Stanton
Antelope	Cass	Dawson	Garden	Holt	Lancaster	Nuckolls	Rock	Thayer
Arthur	Cedar	Deuel	Garfield	Hooker	Lincoln	Otoe	Saline	Thomas
Banner	Chase	Dixon	Gosper	Howard	Logan	Pawnee	Sarpy	Thurston
Blaine	Cherry	Dodge	Grant	Jefferson	Loup	Perkins	Saunders	Valley
Boone	Cheyenne	Douglas	Greeley	Johnson	Madison	Phelps	Seward	Washington
Box Butte	Clay	Dundy	Hall	Kearney	McPherson	Pierce	Scotts Bluff	Wayne
Boyd	Colfax	Fillmore	Hamilton	Keith	Merrick	Platte	Sheridan	Webster
Brown	Cuming	Franklin	Harlan	Keya Paha	Morrill	Polk	Sherman	Wheeler
Buffalo	Custer	Frontier	Hayes	Kimball	Nance	Red Willow	Sioux	York
Burt	Dakota	Furnas						

APPENDIX B2***DWSRF PROJECT PRIORITY PLANNING LIST – ALPHABETICAL ORDER***

RTP CODE	PRIORITY POINTS	PUBLIC WATER SYSTEM	PWS NUMBER	POP.	PROJECT DESCRIPTION	ESTIMATED PROJECT COST
TDF	90	ABIE, VILLAGE OF	NE3102305	69	Interconnect w/Lower Platte North NRD - Bruno RWD & New Meters	\$608,000
LOAN	100	ADAMS, VILLAGE OF - SFY 2017	NE3106712	573	Replace Well due to Nitrates or Upgrade WTP, Replace Tower & Mains	\$3,850,000
NO	15	AINSWORTH, CITY OF	NE3101702	1728	Replace Mains & Meters	\$300,000
LOAN	120	ALBION, CITY OF - SFY 2016	NE3101102	1650	Replace Well due to Selenium	\$790,000
NO	120	ALBION, CITY OF	NE3101102	1650	Backup Well due to Selenium, Replace Mains & Meters	\$1,060,000
NO	30	ALDA, VILLAGE OF	NE3107909	642	Replace & Loop Mains	\$700,000
PER NO	120	ALLIANCE, CITY OF - SFY 2015	NE3101302	8491	Replace Well due to Arsenic & Replace Mains	\$1,605,000
NO	130	ALEXANDRIA, VILLAGE OF	NE3116910	177	Backup Well, Replace & Loop Mains	\$750,000
NO	80	ALLEN, VILLAGE OF	NE3105101	377	Replace Tower	\$900,000
NO	15	ALMA, CITY OF	NE3108307	1133	Replace Mains	\$650,000
NO	15	AMHERST, VILLAGE OF	NE3120041	248	Replace Mains, add Controls & Fencing	\$275,000
NO	30	ANSLEY, VILLAGE OF	NE3104104	441	Replace Mains & Meters (GPR)	\$490,000
NO	15	ARAPAHOE, CITY OF	NE3106506	1026	Replace Mains & Meters	\$300,000
TDF	25	ARCADIA, VILLAGE OF	NE3117503	311	Replace Mains & New Meters	\$557,000
NO	15	ARLINGTON, VILLAGE OF	NE3117901	1243	Backup Power & Well Rehab	\$130,000
NO	15	ASHTON, VILLAGE OF	NE3116301	194	Replace Meters	\$125,000
TDF	50	ATLANTA, VILLAGE OF	NE3113706	131	Transmission Main & New Meters	\$350,000
PER NO	40	AUBURN, CITY OF	NE3112703	3460	New Wellfield for additional capacity, with Transmission Main & Upgrade WTP	\$8,400,000
LOAN	135	AURORA, CITY OF	NE3108101	4479	Replace Well due to Nitrates	\$1,000,000

RTP CODE	PRIORITY POINTS	PUBLIC WATER SYSTEM	PWS NUMBER	POP.	PROJECT DESCRIPTION	ESTIMATED PROJECT COST
NO	155	AURORA, CITY OF	NE3108101	4479	New Tower, Pump Station & Well due to Nitrates, Rehab Wells w/ VFDs, Loop Mains or Potential WTP	\$19,150,000
NO	15	BARNESTON, VILLAGE OF	NE3120604	116	Rehab Tower & AMR Meter System	\$53,000
NO	135	BASSETT, CITY OF	NE3114902	619	Replace Well due to Nitrates & Replace Mains	\$550,000
TDF	15	BATTLE CREEK, CITY OF	NE3111915	1207	Replace Mains	\$250,000
NO	60	BAYARD, CITY OF	NE3112302	1209	Replace Tower	\$850,000
NO	0	BEAVER, CITY OF	NE3106505	609	Replace wells lost due to GWUDI	\$300,000
NO	25	BEE, VILLAGE OF	NE3115910	191	Replace Mains	\$300,000
NO	15	BEEMER, VILLAGE OF	NE3103902	678	Replace Meters	\$200,000
NO	15	BELLWOOD, VILLAGE OF	NE3102306	435	Repaint Tower & Replace Mains	\$175,000
USDA	175	BENEDICT, VILLAGE OF	NE3118703	234	Interconnect w/Stromsburg due to Nitrates, Tower Rehab, Replace Mains & Meters	\$1,780,400
NO	15	BENKELMAN, CITY OF	NE3105701	953	Mains	\$50,000
PER NO	70	BENNET, VILLAGE OF	NE3110910	719	Replace or Rehab Tower, Replace Mains & Meters	\$1,665,000
TDF	15	BERTRAND, VILLAGE OF	NE3113707	750	Replace Mains & New Meters	\$700,000
NO	30	BIC JOINT WATER AGENCY	NE3121227	1930	New Well for Capacity, add Chlorine Feed System & SCADA upgrade	\$508,000
PER NO	145	BLADEN, VILLAGE OF	NE3118303	237	Replace Well due to Nitrates & Mains	\$350,000
NO	40	BLAIR, CITY, OF	NE3117905	7990	New Tower w/Transmission Main, Booster Station Improvements, WTP Upgrades & Loop Mains	\$13,490,000
NO	15	BLOOMFIELD, CITY, OF	NE3110708	1028	Repaint Tower & Replace Meters (GPR)	\$197,500
NO	35	BLOOMINGTON, VILLAGE OF	NE3106106	103	Rehab Tank, Replace Mains & Meters (GPR)	\$300,000
NO	30	BOW VALLEY WATER WORKS	NE3120443	116	Loop Mains	\$25,000
NO	80	BRADSHAW, VILLAGE OF	NE3118704	273	Replace Standpipe & Loop Mains	\$1,150,000
TDF	30	BRADY, VILLAGE OF	NE3111102	428	Replace & Loop Mains	\$150,000
USDA	160	BRAINARD, VILLAGE OF	NE3102304	330	Replace Well or Treatment due to Selenium & Replace Mains	\$3,000,000

RTP CODE	PRIORITY POINTS	PUBLIC WATER SYSTEM	PWS NUMBER	POP.	PROJECT DESCRIPTION	ESTIMATED PROJECT COST
NO	15	BRIDGEPORT, CITY OF	NE3112303	1545	Repaint Tower & Replace Mains	\$375,000
NO	100	BRISTOW, VILLAGE OF	NE3010502	65	Rehab Tank or Interconnect w/local RWD	\$150,000
NO	15	BROCK, VILLAGE OF	NE3112702	112	Repaint Tower & Replace Meters	\$55,439
NO	25	BROADWATER, VILLAGE OF	NE3112301	112	Repaint Tower & Replace Meters	\$125,000
NO	15	BRUNO, VILLAGE OF	NE3102302	99	Replace Meters	\$8,950
NO	15	BRUNSWICK, VILLAGE OF	NE3100309	138	Replace Mains	\$91,500
PER NO	175	BURR, VILLAGE OF	NE3113110	57	Interconnected w/ RWD, in part due to Nitrates, & Meters	\$330,000
TDF	15	BYRON, VILLAGE OF	NE3116907	83	New Meters	\$30,000
LOAN	120	CAIRO, VILLAGE OF	NE3107906	785	New Well due to Arsenic	\$455,000
NO	15	CAMBRIDGE, CITY OF	NE3106504	1063	Mains	\$215,000
PER NO	175	CAMPBELL, VILLAGE OF	NE3106107	347	Replace Well lost due to Nitrates w/ Transmission Main & Meters, Repaint Tank	\$1,915,000
NO	15	CARROLL, VILLAGE OF	NE3118102	229	Loop & Replace Mains	\$250,000
NO	30	CASS CO RWD NO. 1	NE3102521	3297	New Tower & Well Rehab	\$770,000
YES	30	CASS CO RWD NO. 2	NE3120304	2500	Transmission & Loop Mains	\$370,000
NO	15	CASS CO SID #1 - LAKE WA-CON-DA VILLAGE	NE3102519	430	Backup Power	\$13,000
PER NO	160	CEDAR BLUFFS, VILLAGE OF	NE3115504	610	Replace Well, Interconnect w/RWS, or Treatment due to Arsenic	\$3,471,420
NO	15	CEDAR RAPIDS, VILLAGE OF	NE3101101	382	Replace Mains & Upgrade Meters (GPR)	\$300,000
PER NO	120	CEDAR-KNOX RWD	NE3120303	3056	WTP Rehab in part to reduce THMs, Rehab or Replace Tank & Replace Mains	\$3,500,000
NO	15	CENTER, VILLAGE OF	NE3110707	94	Replace Mains, Rehab Tank & Well	\$105,000
NO	145	CENTRAL CITY, CITY OF	NE3112102	2934	Replace Wells or Treatment due to Nitrates, & Replace Mains	\$4,015,000
NO	135	CHADRON MUNICIPAL AIRPORT - SFY 2016	NE3120740	5851	Replace Well due to Nitrates & Rehab Tank	\$20,000
NO	15	CHADRON, CITY OF	NE3104507	5851	Repaint Tanks, Replace Pumps, Mains & Meters (GPR), add VFDs	\$1,175,000

RTP CODE	PRIORITY POINTS	PUBLIC WATER SYSTEM	PWS NUMBER	POP.	PROJECT DESCRIPTION	ESTIMATED PROJECT COST
NO	15	CHAPMAN, VILLAGE OF	NE3120819	287	Replace Mains	\$100,000
PER NO	120	CHAPPELL, CITY OF	NE3104901	929	Replace Wells due to Arsenic, Repaint Tower, Replace Mains & Pumps	\$800,000
NO	175	CHESTER, VILLAGE OF	NE3116906	232	Replace Well due to Nitrates, Replace Mains, Rehab Tower & New Meters (GPR)	\$1,305,000
NO	135	CHRIST LUTHERAN CHURCH AND SCHOOL - SFY 2016	NE3150006	70	Treatment due to Nitrates	\$2,500
NO	15	CLARKS, VILLAGE OF	NE3112101	369	Replace Mains	\$50,000
LOAN	60	CLARKSON, CITY OF	NE3103703	658	Replace Well & Mains, Repaint Tower	\$650,000
NO	155	CLAY CENTER, CITY OF	NE3103506	760	Replace Well due to Arsenic, Loop & Replace Mains, New Meters (GPR)	\$2,205,000
NO	55	CLAY CO SID #1 - SFY 2016	NE3120603	150	Replace Mains & Meters (GPR)	\$1,030,400
TDF	15	CLEARWATER, VILLAGE OF	NE3100308	419	Replace Chemical Feeder & New Meters (GPR)	\$505,000
NO	80	CLEARVIEW UTILITIES CORP.	NE3120029	115	Interconnect w/ Kearney	\$450,000
PER NO	150	CODY, VILLAGE OF - SFY 2017	NE3103101	154	Replace Well due Arsenic, Replace Mains & Meters, Repaint Tank	\$750,000
TH PER not RTP	135	COLERIDGE, VILLAGE OF	NE3102706	473	New Well w/ Transmission Main due to Nitrates	\$475,000
NO	25	COMSTOCK, VILLAGE OF	NE3104110	93	Rehab Tower & Well, Replace Meters	\$140,000
PER NO	30	COZAD, CITY OF	NE3104701	3977	Trunk Main & Replace Mains	\$750,000
NO	35	CRAWFORD, CITY OF	NE3104505	997	Replace Mains & Meters (GPR)	\$1,825,000
PER NO	40	CREIGHTON, CITY OF	NE3110705	1154	Upgrade WTP, Rehab Well & Tower, Replace Mains & Meters	\$1,415,000
PER NO	130	CRESTON, VILLAGE OF - SFY 2017	NE3114114	203	Backup Well, Replace Mains & Meters	\$1,190,000
NO	45	CROOKSTON, VILLAGE OF	NE3103102	69	Rehab Tower, Replace Mains & New Meters	\$296,000
YES	15	CUMING COUNTY RWD NO. 1	NE3102522	1857	Repaint Tanks	\$221,000
PER NO	15	CURTIS, CITY OF	NE3106302	939	Renovate Wells, Replace Mains & Meters (GPR)	\$943,300

RTP CODE	PRIORITY POINTS	PUBLIC WATER SYSTEM	PWS NUMBER	POP.	PROJECT DESCRIPTION	ESTIMATED PROJECT COST
NO	30	DAKOTA CITY, CITY OF	NE3104301	1919	New Well & Replace Mains	\$330,000
NO	15	DALTON, VILLAGE OF	NE3103305	315	Replace Mains & Rehab Wells	\$152,000
NO	100	DANBURY, VILLAGE OF	NE3114501	101	Replace Reservoir, Mains & Meters (GPR)	\$310,000
NO	90	DANNEBROG, VILLAGE OF	NE3109303	303	New Well due to quantity, Replace & Loop Mains, Replace Tower & Meters (GPR)	\$1,320,000
MHI PER NO	175	DAVEY, VILLAGE OF	NE3110911	154	Replace Well lost due to Nitrates, Replace & Loop Mains	\$1,150,000
NO	45	DAVID CITY, CITY OF	NE3102301	2906	Upgrade WTP, Rehab Tower & Replace Mains	\$769,000
NO	100	DAWES CO RWD #1	NE3104502	91	Replace Tank & Mains, Backup Power	\$3,154,800
NO	90	DAWSON, VILLAGE OF	NE3114703	146	New Well or Interconnect w/RWD due to poor quality	\$150,000
YES	15	DAYKIN, VILLAGE OF	NE3109506	166	Replace Mains	\$100,000
NO	70	DECATUR, VILLAGE OF	NE3102104	481	Rehab WTP	\$620,000
NO	15	DEWEESE, VILLAGE OF	NE3120030	67	Replace Mains	\$50,000
NO	90	DILLER, VILLAGE OF - SFY 2016	NE3109505	260	Backup Well & Replace Mains	\$325,000
NO	90	DIXON, VILLAGE OF	NE3105102	87	New Municipal Well	\$300,000
PER NO	175	DODGE, VILLAGE OF	NE3105307	612	New Well(s) to address Nitrates, Replace Tower & Mains	\$4,585,000
TDF	15	DONIPHAN, VILLAGE OF	NE3115103	829	Replace Mains	\$50,000
NO	80	DUNCAN, VILLAGE OF	NE3114113	351	Replace Tower, Mains & Meters	\$1,428,000
NO	80	DUNNING, VILLAGE OF	NE3100901	103	Replace Tank & Mains	\$205,000
NO	160	DWIGHT, VILLAGE OF	NE3102303	204	Replace Well due to Arsenic, Rehab Tower, Replace Mains & Meters (GPR)	\$1,320,000
NO	15	EAGLE, VILLAGE OF	NE3102303	1024	Upgrade Pumps & Replace Mains	\$82,000
LOAN	160	EDGAR, CITY OF	NE3103505	498	New Well or Treatment to address Nitrate A.O. & New Meters (Phase I - Meters)	\$500,000
PER NO	200	EDGAR, CITY OF	NE3103505	498	Treatment to address Nitrate A.O.	\$2,515,000
LOAN	165	ELGIN, CITY OF	NE3100307	661	Replace Well to address Arsenic A.O., Replace Tower, Replace Mains	\$2,050,000
NO	15	ELMWOOD, VILLAGE OF	NE3102516	634	Upgrade WTP, Repaint Tower, Rehab Well & Replace Mains	\$147,000

RTP CODE	PRIORITY POINTS	PUBLIC WATER SYSTEM	PWS NUMBER	POP.	PROJECT DESCRIPTION	ESTIMATED PROJECT COST
NO	120	ELM CREEK, VILLAGE OF	NE3101908	901	New Well due to VOCs/SOCs & Repaint Water Tower	\$550,000
TDF	15	ELWOOD, VILLAGE OF	NE3107308	707	New Meters, Replace Wellhouse & Mains	\$935,000
NO	15	EMERSON, VILLAGE OF	NE3104305	840	Rehab Tower & Replace Meters	\$175,000
USDA	100	ENDICOTT, VILLAGE OF - SFY 2017	NE3109508	132	Rehab WTP, Replace Tank, Main & Meters (GPR)	\$822,200
NO	175	ERELWINE MOBILE HOME PARK	NE3120062	12	Interconnect w/ Ogallala due to Nitrates	\$425,000
NO	80	EWING, VILLAGE OF	NE3108902	387	Replace Tank & Mains, Rehab Well	\$1,219,000
NO	15	EXETER, VILLAGE OF	NE3105906	591	Rehab Wells & Replace Mains	\$125,000
LOAN	70	FALLS CITY, CITY OF	NE3114705	4325	Replace & Upgrade Wells, Upgrade WTP & Replace Mains	\$5,500,000
FNSI	145	FAIRBURY, CITY OF	NE3109507	3942	Treatment due to Nitrates w/Transmission Mains, Replace Pumps & Mains	\$5,920,000
USDA	40	FAIRFIELD, CITY OF	NE3103503	387	Repaint Tower & New Meters	\$680,000
NO	15	FAIRMONT, CITY OF	NE3105902	560	Replace Mains	\$300,000
NO	15	FARNAM, VILLAGE OF	NE3104703	171	Rehab Well	\$20,000
NO	100	FARWELL, VILLAGE OF	NE3109302	122	Replace Well, Mains & Meters, Repaint Tank	\$1,210,000
NO	30	FIRTH, VILLAGE OF	NE3110912	590	Trunk Main & Replace Mains	\$350,000
LOAN	70	FORT CALHOUN, CITY OF	NE3117907	908	Redundant Interconnection w/RWD, New Public Works Building, Loop & Replace Mains, Replace Meters, Replace Tank	\$1,988,400
NO	15	FRANKLIN, CITY OF	NE3106104	1000	Replace Mains & Meters, Backup Power	\$1,100,000
PER NO	30	FREMONT, CITY OF	NE3105312	26397	Loop & Replace Mains	\$2,100,000
NO	15	FRIEND, CITY OF	NE3115102	1027	Replace Mains	\$150,000
PER NO	120	FULLERTON, CITY OF	NE3112503	1307	Replace Wells due to Arsenic & Selenium	\$756,500
TDF	60	FUNK, VILLAGE OF	NE3113701	194	Replace Well	\$250,000
PER NO	25	GARLAND, VILLAGE OF	NE3115901	216	Replace Mains	\$400,000
NO	30	GENEVA, CITY OF	NE3105905	2217	Loop & Replace Mains	\$250,000
NO	15	GENOA, CITY OF	NE3112502	1003	Replace Meters	\$100,000

RTP CODE	PRIORITY POINTS	PUBLIC WATER SYSTEM	PWS NUMBER	POP.	PROJECT DESCRIPTION	ESTIMATED PROJECT COST
NO	15	GERING, CITY OF	NE3115717	8500	Replace Mains & Repaint Tanks	\$4,400,000
YES	65	GIBBON, CITY OF	NE3101907	1833	Treatment due to Iron/Mg, Replace & Pig Water Mains, Replace Meters	\$5,300,000
YES	30	GILTNER, VILLAGE OF	NE3108103	352	Replace & Loop Mains	\$250,000
NO	45	GOEHNER, VILLAGE OF	NE3103504	154	Sequestering for Iron/Mg & New Meters	\$200,000
TDF	145	GLENVIL, VILLAGE OF	NE3103504	310	Replace Well due to Nitrates, Repaint Tower & New Meters	\$655,000
NO	15	GORDON, CITY OF	NE3116104	1612	Replace Mains & Meters	\$1,275,000
TDF	130	GOTHENBURG, CITY OF	NE3104702	3574	New Wellfield due to Arsenic, Replace & Loop Mains, Rehab Well & New Meters	\$11,000,000
NO	15	GRAFTON, VILLAGE OF	NE3015904	126	Replace Mains	\$50,000
YES	30	GRAND ISLAND, CITY OF	NE3107902	48250	New Water Tower, Replace & Loop Mains	\$8,100,000
LOAN	25	GRANT, CITY OF	NE3113503	1165	Replace Mains & New Meters (GPR) - SFY 2017	\$3,000,000
NR	160	GREEN ACRES MOBILE HOME COURT - SFY 2016	NE3105306	200	Treatment to address Nitrate A.O.	\$30,000
NO	80	GREELEY, VILLAGE OF	NE3107701	466	WTP Tank Rehab & Replace Meters	\$1,100,000
NO	45	GRESHAM, VILLAGE OF	NE3118702	223	Replace Mains & Iron Sequestration	\$70,000
NO	30	GRETNA, CITY OF	NE3115303	4441	New Well & Loop Mains	\$1,000,000
NO	30	GUIDE ROCK, VILLAGE OF	NE3120358	225	Replace & Loop Mains	\$100,000
NO	165	HADAR, VILLAGE OF - SFY 2015	N/A	293	New Water System or Interconnect with Norfolk due to Coliform in Shallow Private Wells	\$2,040,000
NO	25	HAIGLER, VILLAGE OF	NE3105702	158	Replace Mains & Meters	\$218,000
NO	70	HALLAM, VILLAGE OF	NE3110922	213	Replace Wells & Mains	\$720,000
NO	15	HAMPTON, VILLAGE OF	NE3108102	423	Repaint Tower, Rehab Well & Replace Mains	\$185,000
NO	25	HARDY, VILLAGE OF	NE3112902	159	Replace Mains & Meters (GPR)	\$259,000
NO	135	HARTINGTON, CITY OF	NE3102702	1554	Replace Well due to Nitrates, Replace Mains & Repaint Tank	\$815,000
NO	15	HARVARD, CITY OF	NE3103502	1013	Replace Mains	\$150,000

RTP CODE	PRIORITY POINTS	PUBLIC WATER SYSTEM	PWS NUMBER	POP.	PROJECT DESCRIPTION	ESTIMATED PROJECT COST
PER YES	135	HASTINGS, CITY OF	NE3100101	24907	Replace Wells lost due to Nitrates, Rehab Wells & Replace Mains/Meters	\$15,600,000
PER NO	40	HAY SPRINGS, CITY OF	NE3116102	570	New Well, Replace Mains & Meters, Rehab Tank	\$750,000
PER NO	100	HAYES CENTER, VILLAGE OF	NE3108502	214	Replace Tank due to Low Pressures, Replace & Loop Mains, Replace Meters (GPR)	\$1,119,000
NO	135	HEBRON, CITY OF	NE3116901	1579	New Well due to Nitrates & Replace Mains	\$1,005,000
NO	120	HERSHEY, VILLAGE OF	NE3111101	665	Replace Well lost due to Uranium	\$500,000
NO	130	HEMINGFORD, VILLAGE OF	NE3101303	803	Replace Well due to Arsenic, Replace & Loop Mains, Repaint Tank, SCADA Upgrade & Replace Meters	\$1,800,000
NO	15	HENDERSON, CITY OF	NE3118701	991	Replace Mains	\$30,000
PER NO	30	HICKMAN, CITY OF	NE3110917	1657	New Tower, Replace & Loop Mains	\$2,900,000
TDF	145	HILDRETH, VILLAGE OF	NE3106105	378	Replace Well due to Nitrates, Selenium & Uranium, with blending Transmission Main	\$720,000
PER NO	135	HOLDREGE, CITY OF	NE3113705	5495	Replace Wells due to Nitrates, Wellfield Land Purchase, Loop & Replace Mains, Replace Meters (GPR)	\$1,200,000
USDA	60	HOMER, VILLAGE OF	NE3104304	549	Replace Well, add a Booster Pump & Replace Mains	\$700,000
NO	30	HOOPER, CITY OF	NE3105310	830	Replace & Loop Mains	\$325,000
NO	80	HOSKINS, VILLAGE OF	NE3118101	285	Replace Well, Replace & Loop Mains	\$700,000
NO	15	HOWELLS, VILLAGE OF	NE3103704	561	Replace Meters	\$36,657
USDA	175	HUBBELL, VILLAGE OF	NE3116903	68	Replace Well due to Nitrates, Replace Mains & New Meters (GPR)	\$910,000
PER NO	145	HUMPHREY, CITY OF	NE3114103	760	Blending Transmission Main to address Arsenic & Selenium A.O.s	\$600,000
NO	100	HYANNIS, VILLAGE OF	NE3107501	182	Replace Tank, Mains & New Meters	\$1,554,900
PER NO	130	IMPERIAL, CITY OF	NE3102902	2071	New Wellfield due to Arsenic, Rehab Well, Replace Mains & Meters	\$5,223,300
NO	15	INDIANOLA, CITY OF	NE3114506	584	Replace Mains & Upgrade Meters (GPR)	\$415,500
NO	70	JACKSON, VILLAGE OF	NE3104302	223	Replace Well & WTP Improvements	\$370,000
NO	130	JANSEN, VILLAGE OF	NE3109509	118	Backup Well, Repaint Tower, Replace & Loop	\$610,000

RTP CODE	PRIORITY POINTS	PUBLIC WATER SYSTEM	PWS NUMBER	POP.	PROJECT DESCRIPTION	ESTIMATED PROJECT COST
					Mains, Replace Meters (GPR)	
NO	15	JOHNSON, VILLAGE OF	NE3112708	328	Repaint Tank	\$20,000
TDF	60	JUNIATA, VILLAGE OF	NE3100107	755	Replace Well or Interconnect w/ Hastings & New Meters	\$980,000
NO	135	KBC ESTATES	NE3108908	100	Replace Well due to Nitrates	\$97,000
NO	15	KEARNEY, CITY OF	NE3101906	30787	Rehab Tower & Pumps, Replace & Loop Mains	\$16,654,000
LOAN	15	KEARNEY, CITY OF	NE3101906	30787	Replace Meters (GPR)	\$1,338,000
LOAN	15	KENESAW, VILLAGE OF	NE3100106	880	New Meters (GPR) & Repaint Tower	\$650,000
NO	15	KENNARD, VILLAGE OF	NE3117906	361	Rehab Tank	\$75,000
NO	60	KIMBALL, CITY OF	NE3110501	2496	Rehab Tank & Wells, Replace Well, Mains & Meters	\$1,100,000
PER NO	120	LAUREL, CITY OF	NE3102705	964	Blending Transmission Main due to Selenium, Loop Mains & Replace Meters	\$984,750
NO	30	LANCASTER COUNTY RWD NO. 1	NE3110909	4728	Replace Booster Pumps & Loop Mains	\$1,500,000
NO	25	LAWRENCE, VILLAGE OF	NE3112901	304	Replace Mains & Meters	\$500,000
NO	175	LEBANON, VILLAGE OF	NE3114505	80	Replace Well due to Arsenic, Replace Tanks in part due to Coliform, Replace Mains & Meters	\$335,000
NO	135	LEXINGTON, CITY OF	NE3104708	10230	New Wells due to Nitrates, Arsenic & Uranium w/ Transmission Main	\$1,615,000
NO	15	LIBERTY, VILLAGE OF	NE3106701	76	Repaint Tank, Replace Mains & Meters	\$40,050
YES	30	LINCOLN, CITY OF	NE3110926	258379	New Collector Well, Replace/Rehab Wells, Repaint Reservoirs, Replace Mains & Meters	\$70,970,000
PER NO	90	LINDSAY, VILLAGE OF	NE3114104	255	Replace Tower & Mains	\$1,232,000
NO	15	LITCHFIELD, VILLAGE OF	NE3116302	262	Upgrade Meters (GPR)	\$50,000
NO	30	LITTLE BLUE NRD RWD 1	NE3109504	1540	New Well to meet demand, replace High Service Pumps	\$450,000
USDA	185	LODGEPOLE, VILLAGE OF	NE3103304	318	New Wellfield due to Arsenic A.O., Replace Tank & Mains, Replace Meters	\$10,100,000

RTP CODE	PRIORITY POINTS	PUBLIC WATER SYSTEM	PWS NUMBER	POP.	PROJECT DESCRIPTION	ESTIMATED PROJECT COST
NO	15	LOGAN EAST RURAL WATER SYSTEM	NE3120658	3000	Repaint Tank & Security Improvements	\$458,000
TDF	145	LOOMIS, VILLAGE OF	NE3113702	382	Replace Well due to Nitrates, Replace Mains & New Meters	\$1,050,000
NO	15	LOUP CITY, CITY OF	NE3116303	1029	Rehab Tower & Replace Mains	\$275,000
PER NO	150	LOWER PLATTE NORTH RWD - BRUNO - SFY 2015	NE3121171	559	Provide Supply to Brainard & Dwight due to Selenium & Arsenic	\$2,000,000
PER NO	140	LOWER PLATTE NORTH RWD - COLON - SFY 2015	NE3121234	640	Provide Supply to Cedar Bluffs due to Arsenic & Replace Meters (GPR)	\$1,400,000
NO	30	LYMAN, VILLAGE OF	NE3115710	341	Loop Mains	\$175,000
NO	15	LYNCH, VILLAGE OF	NE3115710	341	Replace Mains	\$65,000
NO	70	LYONS, CITY OF	NE3102103	851	Replace WTP Filters, Rehab and/or Replace Wells, Replace Mains	\$1,907,500
PER NO	30	MADISON, CITY OF	NE3111916	2438	New Wells & Mains	\$2,850,000
PER NO	160	MADISON COUNTY RWD - SFY 2015	PROPOSED	760	Rural Water District from Norfolk to Madison to Humphrey (in part to address Arsenic & Selenium) to Clarkson	\$22,000,000
NO	40	MALCOLM, VILLAGE OF	NE3110923	382	Reline Well, Repaint Tank, Replace Meters, Replace & Loop Mains	\$1,596,000
NO	15	MALLARD BEACH DR #22 - JOHNSON LAKE	NE3107312	100	Replace Meters & Pumps	\$10,000
NO	15	MALMO, VILLAGE OF	NE3115510	120	Upgrade Well Pump	\$25,000
NO	15	MANLEY, VILLAGE OF	NE3102513	178	Replace Mains & Meters	\$115,000
NO	140	MARQUETTE, VILLAGE OF	NE3108105	229	New or Rehab Well due to SOCs, Replace Mains	\$595,000
PER NO	185	MARTINSBURG, VILLAGE	NE3105108	94	Replace Well due to Uranium A.O. & Replace Tank	\$900,000
PER NO	130	MASKELL, VILLAGE OF - SFY 2017	NE3105104	76	Backup Well or Interconnect w/RWD, Replace Meters	\$605,000
NO	15	MAXWELL, VILLAGE OF	NE3120293	312	Replace Meters, Rehab Well & Tower	\$73,000
NO	60	MCCOOK, CITY OF	NE3114504	7698	Upgrade WTP & Replace Media, Replace Pump, Replace Mains & Meters	\$4,924,000
NO	135	MCCOOL JUNCTION, VILLAGE OF	NE3120195	409	Replace Well due to Nitrates & Replace Mains	\$560,000

RTP CODE	PRIORITY POINTS	PUBLIC WATER SYSTEM	PWS NUMBER	POP.	PROJECT DESCRIPTION	ESTIMATED PROJECT COST
USDA	150	MEAD, VILLAGE OF	NE3115509	569	New Well(s) and/or Treatment to address Arsenic, Replace Water Tower	\$3,600,000
NO	15	MEADOW GROVE, VILLAGE OF	NE3111917	301	Replace Mains	\$150,000
USDA	130	MERRIMAN, VILLAGE OF	NE3103103	128	Backup Well, Repaint Tower, Replace Mains & Replace Meters (GPR)	\$1,051,000
YES	60	METROPOLITAN UTILITIES DISTRICT	NE3105507	600354	Partial Rehab of WTP, Loop & Replace Mains, Repaint Tanks, Replace Meters, WTP Discharge Improvements per NPDES Permits	\$183,810,000
FNSI	135	MILFORD, CITY OF	NE3115907	2090	Replace Well(s) w/Blending Transmission Main due to Nitrates & Replace Mains	\$1,300,000
NO	35	MILLER, VILLAGE OF	NE3101903	136	Replace Mains & Meters (GPR)	\$230,000
NO	50	MILLIGAN, VILLAGE OF	NE3105907	285	New Well & Main Improvements	\$900,000
NO	15	MINATARE, CITY OF	NE3115702	816	Replace Mains	\$25,000
PER YES	15	MINDEN, CITY OF	NE3109904	2923	Rehab Well, Replace Mains & WTP Upgrade	\$2,930,000
NO	60	MITCHELL, CITY OF	NE3115703	1702	Replace Tank & Meters (GPR), Loop Mains & Rehab Well	\$2,000,000
NO	130	MORSE BLUFF, VILLAGE OF	NE3115507	135	Backup Well, Rehab Reservoir, Loop Mains & Replace Meters	\$1,380,000
YES	55	MOOREFIELD, VILLAGE OF	NE3106304	32	Replace Mains & Meters, Rehab Tower	\$370,000
PER YES	30	MULLEN, VILLAGE OF	NE3109101	509	Replace & Loop Mains, Rehab Tank	\$340,000
NO	15	MURRAY, VILLAGE OF	NE3102512	463	Replace Mains	\$300,000
TDF	160	NAPONEE, VILLAGE OF	NE3106103	106	Replace Well, in part due to Arsenic, Replace Mains, Rehab Tower & New Meters	\$1,135,000
NO	90	NEHAWKA, VILLAGE OF - SFY 2016	NE3102515	204	Replace Tank, Replace Mains & Replace Meters (GPR)	\$1,200,000
NO	30	NELIGH, CITY OF	NE3100305	1599	Loop & Replace Mains	\$250,000
NO	135	NEMAHA CO. RWD #2	NE3112707	1289	Replace Well due to Nitrates, Rehab Tank & Replace Meters (GPR)	\$430,000
PER NO	175	NEMAHA, VILLAGE OF - SFY 2016	NE3112706	149	Replace Wells due to Nitrates & Replace Meters (GPR)	\$1,510,000
NO	60	NEWMAN GROVE, CITY OF	NE3111905	721	Replace Meters	\$56,700

RTP CODE	PRIORITY POINTS	PUBLIC WATER SYSTEM	PWS NUMBER	POP.	PROJECT DESCRIPTION	ESTIMATED PROJECT COST
PER NO	30	NORFOLK, CITY OF	NE3111910	24210	Transmission Mains	\$5,099,284
NO	30	NORTH BEND, CITY OF	NE3105305	1177	New Well w/Transmission Main	\$600,000
LOAN	175	NORTH LOUP, VILLAGE OF - SFY 2017	NE3117502	297	Interconnection w/ Ord to address Arsenic A.O., Replace Tower & Mains	\$1,300,000
USDA	110	OAKDALE, VILLAGE OF	NE3100302	322	Backup Well, Replace Mains & Meters (GPR)	\$705,000
NO	60	OAKLAND, CITY OF	NE3102101	1244	Replace Well	\$500,000
USDA	130	OCONTO, VILLAGE OF	NE3104107	151	Backup Well w/ Transmission Main, Replace Meters (GPR), Replace Mains & Repaint Tower	\$1,226,000
NO	15	ODELL, VILLAGE OF	NE3106708	307	Repaint Tank & Replace Mains	\$250,000
PER YES	160	ONEILL, CITY OF	NE3108904	3705	New Tower in part due to Coliform A.O. & Loop Mains	\$2,420,000
NO	0	ONG, VILLAGE OF	NE3103508	63	Replcement Well due to Nitrates, Transmission Main and Water Meters	\$650,000
LOAN	135	OGALLALA, CITY OF	NE3110102	4737	Replace Wells due to Nitrates, Tank Modifications, Repaint Towers, Rehab Well, Replace Meters & Replace/Loop Mains	\$2,719,119
PER YES	135	OGALLALA, CITY OF	NE3110102	4737	Replace Wells due to Nitrates, Repaint Tower, Replace & Loop Mains	\$2,176,684
USDA	130	OHIOWA, VILLAGE OF	NE3105908	115	Backup Well & Replace Mains	\$1,150,000
YES	15	ORD, CITY OF	NE3117501	2112	Replace Mains	\$850,000
USDA	15	ORLEANS, VILLAGE OF	NE3108306	386	Backup Power & Meters	\$400,000
PER NO	15	OSCEOLA, CITY OF	NE3114302	880	Replace Mains & Repaint Standpipe	\$230,000
LOAN	160	OSHKOSH, CITY OF	NE3106901	884	New Wellfield due to Arsenic & Uranium, Replace Tower & Mains, Replace Meters	\$4,550,000
LOAN	170	OSMOND, CITY OF	NE3113903	783	Replace Well(s) due to Nitrate A.O., Replace Tower, Loop & Replace Mains, New Meters	\$1,325,000
NO	15	OTOE, VILLAGE OF	NE3113108	171	Replace Mains	\$3,385
NO	15	OVERTON, VILLAGE OF	NE3014710	594	Replace Mains	\$750,000
NO	145	OXFORD, VILLAGE OF	NE3106502	779	New Well due to Nitrates, Tower Repaint, Replace & Loop Mains, Replace Meters (GPR)	\$1,000,000
PER NO	15	PAGE, VILLAGE OF	NE3108903	166	Rehab WTP & Wells	\$83,500

RTP CODE	PRIORITY POINTS	PUBLIC WATER SYSTEM	PWS NUMBER	POP.	PROJECT DESCRIPTION	ESTIMATED PROJECT COST
NO	30	PALISADE, VILLAGE OF	NE3120023	351	Rehab Wells	\$45,000
NO	15	PALMER, VILLAGE OF	NE3112103	472	Rehab Well & Tank	\$17,500
NO	15	PANAMA, VILLAGE OF	NE3110908	256	Rehab Tower	\$40,000
NO	15	PARK MOBILE HOME COURT	NE3111914	190	Replace Mains & Meters	\$97,500
NO	30	PAWNEE, CITY OF	NE3113305	878	New Well, Replace Mains & Meters (GPR)	\$670,000
NO	15	PAWNEE COUNTY RWD #1	NE3113304	1500	Repaint Tower, Replace Pump & Mains	\$75,500
NO	15	PAXTON, VILLAGE OF	NE3110101	523	Rehab Well & Replace Mains	\$80,000
NO	0	PENDER, VILLAGE OF	NE3117308	1002	Repaint Tower, Replace Mains & Meters, Upgrade Controls	\$500,000
PER NO	100	PERU, VILLAGE OF	NE3112705	865	New Well, Rehab WTP/Controls & Replace Mains	\$4,170,000
NO	15	PETERSBURG, VILLAGE OF	NE3101104	333	Replace Mains	\$150,000
NO	35	PHILLIPS, VILLAGE OF	NE3108106	287	Replace Mains	\$750,000
NO	15	PICKRELL, VILLAGE OF	NE3106711	199	Replace Mains & Backup Power	\$120,000
NO	135	PIERCE, CITY OF - SFY 2017	NE3113904	1767	Replace Well due to Arsenic & Meters	\$358,000
USDA	50	PILGER, VILLAGE OF	NE3316701	352	Rehab Well, Upgrade WTP & Backup Power/SCADA	\$850,000
NO	135	PLAINVIEW, CITY OF	NE3113902	1246	Replacement Well due to Nitrates, Replace Mains & Meters	\$950,000
NO	175	PLATTE ALLIANCE WATER SYSTEM	N/A	36970	Regional Water System for Morrill and Scottsbluff Counties due to Arsenic, Nitrate and Uranium.	\$303,041,787
PER NO	155	PLATTE CENTER, VILLAGE OF	NE3114101	336	Replace Well due to Nitrates, Replace & Loop Mains	\$1,005,000
NO	15	PLATTSMOUTH, CITY OF	NE3102501	6502	Replace Filter Media & Mains, Rehab Wells	\$552,000
NO	15	PLEASANT DALE, VILLAGE OF	NE3115906	205	Rehab Wells	\$120,000
NO	15	PLEASANTON, VILLAGE OF	NE3101909	341	Replace Mains, Rehab Wellhouse & Tower	\$230,000

RTP CODE	PRIORITY POINTS	PUBLIC WATER SYSTEM	PWS NUMBER	POP.	PROJECT DESCRIPTION	ESTIMATED PROJECT COST
LOAN	140	PLEASANTON, VILLAGE OF - SFY 2017	NE3101909	341	Replace Well due to Radium & Mains	\$1,400,000
CatEx	70	PLYMOUTH, VILLAGE OF	NE3109503	409	Replace Tower, Mains & Meters	\$850,000
USDA	90	POLK, VILLAGE OF	NE3114301	322	Replace Tower, Replace & Loop Mains, New Meters (GPR)	\$1,646,100
NO	70	PONCA, CITY OF	NE3105106	961	Rehab Well, Replace Tower & Mains	\$2,350,000
NO	70	PRAGUE, VILLAGE OF	NE3115501	303	New Well, Repaint Tower & Replace Meters (GPR)	\$575,000
USDA	160	PROSSER, VILLAGE OF - SFY 2015	NE3120372	66	Treatment due to Nitrate A.O.	\$100,000
NO	15	RAGAN, VILLAGE OF	NE3108305	38	Upgrade Meters (GPR)	\$30,000
NO	15	RANDOLPH, CITY OF	NE3102709	944	Replace Mains	\$100,000
NO	30	RED CLOUD, CITY OF	NE3118301	1020	Replace Wellhouses & Mains	\$1,000,000
NO	60	REPUBLICAN CITY, VILLAGE OF	NE3108304	150	Replace Wellhouse & Loop Mains	\$450,000
LOAN	100	RIVERDALE, VILLAGE OF	NE3120710	182	Backup Well, Repaint Tower, Replace Mains & Meters	\$452,000
TDF	160	RIVERTON, VILLAGE OF - SFY 2016	NE3106101	89	Replace Well due to Arsenic, New Meters, Replace & Loop Mains, Rehab Tank	\$1,015,000
NO	15	ROCKVILLE, VILLAGE OF	NE3120818	106	Replace Meters & Backup Power	\$50,000
NO	15	ROGERS, VILLAGE OF	NE3103702	95	Replace Meters	\$4,000
NO	140	ROSELAND, VILLAGE OF	NE3130003	235	Replace Well lost due to Arsenic, Loop & Replace Mains	\$905,000
NO	60	ROLLING MEADOWS	NE3105526	230	Consolidate w/M.U.D. System	\$102,000
NO	100	RULO, VILLAGE OF	NE3114706	172	Replace Tower, Mains & Meters	\$2,138,000
NO	15	SAINT PAUL, CITY OF	NE3109306	2290	Mains	\$242,000
NO	120	SARPY COUNTY SID 79 - MEADOW OAKS	NE3115302	300	Replace shallow Well, in part due to Arsenic	\$150,000
PER NO	135	SCHUYLER, CITY OF	NE3103701	6211	New Well due to Arsenic & Nitrates, Replace & Loop Mains, New Tower	\$2,425,000
PER NO	15	SCOTIA, VILLAGE OF	NE3107703	318	Replace Mains	\$65,000
LOAN	90	SCRIBNER, CITY OF	NE3105302	857	Replace WTP & Wells w/ Transmission, Loop Mains & Replace Meters (GPR)	\$3,510,000

RTP CODE	PRIORITY POINTS	PUBLIC WATER SYSTEM	PWS NUMBER	POP.	PROJECT DESCRIPTION	ESTIMATED PROJECT COST
PER NO	60	SEWARD, CITY OF	NE3115905	6964	Replace Well, New & Repaint Towers, Rehab WTP & Pumps, Replace Mains & Meters (GPR)	\$4,105,000
NO	30	SHELBY, VILLAGE OF	NE3114304	714	Replace Mains	\$50,000
PER NO	30	SHELTON, VILLAGE OF	NE3101910	1059	Loop & Pig Mains	\$150,000
YES	25	SHICKLEY, VILLAGE OF	NE3105909	340	Replace Mains & New Meters	\$700,000
LOAN	60	SIDNEY, CITY OF - SFY 2016	NE3103303	6757	Upgrade Booster Station & Loop Mains	\$7,000,000
PER NO	60	SIDNEY, CITY OF	NE3103303	6757	New Water Tower & Loop Mains	\$4,500,000
NO	130	SMITHFIELD, VILLAGE OF	NE3107313	54	Backup Well & Replace Meters	\$350,000
LOAN	60	SOUTH SIOUX CITY, CITY OF	NE3104309	13353	Replace Well, New Tower, Repaint Towers, Replace Mains & Upgrade WTP	\$3,810,000
LOAN	135	SPRINGFIELD, CITY OF - SFY 2017	NE3115301	1529	Replace Well lost due to Nitrates & Loop Mains	\$1,875,000
NO	15	ST. HELENA, VILLAGE OF	NE3120175	96	Replace Meters	\$18,000
NO	60	STANTON CO SID #1- WOODLAND PARK	NE3120155	1451	Replace Tank, Mains & Meters, Rehab Well	\$1,885,000
USDA	160	STAPLEHURST, VILLAGE OF	NE3115914	242	Replace Well due to Arsenic, Replace Tank & New Meters	\$1,748,000
NO	15	STAPLETON, VILLAGE OF	NE3111301	305	Security Fencing	\$5,000
USDA	200	STEELE CITY, VILLAGE OF - SFY 2016	NE3109502	61	Point of Use Treatment due to Nitrate A.O., Replace Well and New Meters (GPR)	\$533,000
NO	15	STEINAUER, VILLAGE OF	NE3113307	75	Replace Meters	\$30,000
NO	0	STERLING, VILLAGE OF	NE3109706	476	New Meters	\$207,000
NO	45	STOCKVILLE, VILLAGE OF	NE3106305	25	Replace Mains, Controls & Security Fencing	\$130,000
NO	35	STRATTON, VILLAGE OF	NE3108701	343	Replace Mains	\$698,000
PER NO	60	STROMSBURG, CITY OF	NE3114303	1171	Replace Well & Mains	\$495,000
NO	120	STUART, VILLAGE OF	NE3108906	590	Replace Well due Arsenic, Replace Mains & Meters (GPR)	\$610,000
YES	15	SUMNER, VILLAGE OF	NE3120220	236	Rehab Tank	\$10,000
NO	30	SUTHERLAND, VILLAGE OF	NE3111111	1286	New Trunk Main	\$500,000

RTP CODE	PRIORITY POINTS	PUBLIC WATER SYSTEM	PWS NUMBER	POP.	PROJECT DESCRIPTION	ESTIMATED PROJECT COST
NO	15	SUTTON, CITY OF	NE3103507	1502	New Meters & Replace Mains	\$1,700,000
PER NO	60	SYRACUSE, CITY OF	NE3113104	1942	New Wells & Replace Meters (GPR)	\$530,000
PER NO	15	TABLE ROCK, VILLAGE OF	NE3113308	269	Replace Mains	\$100,000
USDA	100	TALMAGE, VILLAGE OF	NE3113102	233	Replace Well, WTP, Tower & New Meters (GPR)	\$1,215,200
NO	135	TEKAMAH, CITY OF	NE3102102	1736	Replace Well due to Nitrates, add VFDs, Loop Mains	\$710,000
USDA	130	TERRYTOWN, CITY OF	NE3115701	1198	Interconnect w/ Gering due to Arsenic, Rehab Tower, & Replace Mains	\$2,058,515
LOAN	25	TERRYTOWN, CITY OF	NE3115701	1198	New Meters (GPR)	\$1,300,000
NO	15	THURSTON CO RURAL WATER - SFY 2016	NE3120301	438	Replace Meters (GPR)	\$30,100
NO	140	TILDEN, CITY OF	NE3100301	953	New Well due to VOCs, SCADA Upgrade, New Meters (GPR) & Rehab Tower	\$2,358,000
YES	15	TOBIAS, VILLAGE OF	NE3115108	106	Replace Mains	\$100,000
LOAN	25	TRENTON, VILLAGE OF	NE3108503	560	Repaint Standpipe, Replace Mains & Meters	\$499,600
NO	15	TRUMBULL, VILLAGE OF	NE3100108	205	Replace Meters	\$71,400
NO	15	UEHLING, VILLAGE OF	NE3105304	230	Replace Mains & Meters	\$190,000
LOAN	100	UTICA, VILLAGE OF - SFY 2016	NE3115913	861	Replace lost Backup Well, Rehab WTP & Replace Mains	\$2,050,000
USDA	90	UPLAND, VILLAGE OF	NE3106102	143	Replace Well, Mains & Meters, Repaint Tank	\$826,000
NO	135	VALENTINE, CITY OF	NE3103106	2737	New Well due to Nitrates, Replace Mains & Meters	\$1,390,000
LOAN	135	VALLEY, CITY OF - SFY 2016	NE3105518	1875	Consolidate the Pines HOA water system due to Emergency TCE A.O.	\$775,000
NO	15	VERDEL, VILLAGE OF	NE3110712	30	Replace Mains & Meters	\$5,600
NO	0	VERDIGRE, VILLAGE OF	NE3110713	575	Replace Mains & Meters	\$675,000
YES	15	WACO, VILLAGE OF	NE3118705	236	Replace Mains	\$70,000
NO	135	WAHOO, CITY OF	NE3115512	4508	Replace Well due to Nitrates, New Tower, Replace & Loop Mains	\$2,650,000
NO	145	WAKEFIELD, CITY OF	NE3105107	1451	New Well in part due to Nitrates, Replace Mains & Meters	\$2,500,000

RTP CODE	PRIORITY POINTS	PUBLIC WATER SYSTEM	PWS NUMBER	POP.	PROJECT DESCRIPTION	ESTIMATED PROJECT COST
NO	15	WASHINGTON CO RURAL WATER 1	NE3120004	1509	Replace Meters (GPR)	\$53,750
LOAN	45	WASHINGTON CO RURAL WATER 2	NE3120200	690	Consolidate the Lakeland Estates Water System and Replace Meters (GPR)	\$552,654
NO	145	WASHINGTON, VILLAGE OF - SFY 2015	N/A	150	Interconnect with M.U.D. due to Nitrates in Private Wells & Setback Distances from Septic Tanks	\$750,000
NO	15	WATERBURY, VILLAGE OF	NE3130031	73	Backup Power	\$7,000
NO	15	WATERLOO, VILLAGE OF	NE3105517	848	Repaint Tower & Meters	\$230,000
PER NO	175	WAUNETA, VILLAGE OF	NE3102901	577	New Well(s) and possible Treatment to address Arsenic A.O., Replace & Loop Mains	\$2,294,000
NO	15	WAUSA, VILLAGE OF	NE3110711	634	Replace Mains & Meters	\$225,000
NO	30	WAYNE, CITY OF	NE3118104	5660	Replace Meters, Replace & Loop Mains, Rehab Tower & Well(s)	\$1,625,000
LOAN	135	WEeping WATER, CITY OF - SFY 2017	NE3102506	1050	Blending Well w/Transmission Main due to Nitrates	\$700,000
NO	15	WESTERN, VILLAGE OF	NE3115107	235	Replace Mains & Upgrade Controls	\$175,000
LOAN	60	WEST KNOX RWD - SFY 2014	NE3120348	1587	New Well w/Transmission Main, Planning & Design Costs to Supply Center & Niobrara	\$1,101,567
PER YES	70	WEST KNOX RWD - SFY 2014	NE3120348	1587	New Wellfield w/Transmission Main, Storage, Pump Station Improvements & Meters to Supply Center & Niobrara	\$2,426,433
NO	15	WEST POINT, CITY OF	NE3103904	3364	Replace Mains, Upgrade WTP & Backup Power	\$465,000
NO	35	WHITNEY, VILLAGE OF	NE3104501	77	Replace Mains	\$197,000
NO	135	WILBER, CITY OF	NE3115105	1855	Replace Wells due to Nitrates & Mains	\$1,325,000
PER NO	30	WILCOX, VILLAGE OF	NE3109901	358	New Well & Mains	\$460,000
NO	175	WILSONVILLE, VILLAGE OF	NE3106501	93	New Well in part due to Nitrates, Rehab Tank & Loop Mains	\$460,000
NO	15	WINNEBAGO, VILLAGE OF	NE3117302	774	Replace Mains & Meters	\$300,000
NO	15	WINSIDE, VILLAGE OF	NE3118105	427	Replace Mains	\$300,000
PER NO	135	WISNER, CITY OF	NE3103903	1170	Replace Well due to Selenium, Loop Mains & Replace Tank	\$1,000,000

RTP CODE	PRIORITY POINTS	PUBLIC WATER SYSTEM	PWS NUMBER	POP.	PROJECT DESCRIPTION	ESTIMATED PROJECT COST
PER NO	80	WOLBACH, VILLAGE OF	NE3107704	283	Replace Tank, Replace Mains & New Meters	\$752,500
NO	25	WOOD LAKE, VILLAGE OF	NE3103105	63	Rehab Well & Replace Mains	\$35,000
TDF	60	WOOD RIVER, CITY OF	NE3107901	1325	New Wellfield, Replace & Loop Mains	\$993,600
NO	30	YORK, CITY OF	NE3118706	7766	Backup Power, Loop & Replace Mains	\$884,100
NO	15	YUTAN, CITY OF	NE3115515	1174	Replace Mains & Meters (GPR)	\$500,000
Total Estimated Costs						\$1,009,440,044

READINESS TO PROCEED (RTP) CODES - ELIGIBLE FOR FUNDING PROGRAM LIST:

FNSI (OR PENDING FNSI) - FINDING OF NO SIGNIFICANT IMPACT - BINDING COMMITMENT FOR FUNDING MADE WITH DWSRF
 CatEx - CATEGORICAL EXCLUSION (OR PENDING CatEx) - BINDING COMMITMENT FOR FUNDING MADE WITH DWSRF

MHI NO & MHI PER NO - HIGH PRIORITY PROJECT WITH HIGH MEDIAN HOUSEHOLD INCOME (I.E., NOT ELIGIBLE FOR FORGIVENESS ASSISTANCE)

READINESS TO PROCEED (RTP) CODES - NOT ELIGIBLE FOR FUNDING PROGRAM LIST:
 PER NO/NR - ENGINEERING REPORT PREPARED, PROJECT NOT SET TO PROCEED IN SFY 2018
 PER YES - ENGINEERING REPORT PREPARED, PLANS & SPECIFICATIONS PREPARED OR UNDER DESIGN, BUT LOWER PRIORITY PROJECT
 LOAN - COMMUNITY SIGNED LOAN AGREEMENT WITH DWSRF, PROJECT NOT COMPLETE

NOTES: ALL LISTED PROJECTS PER STATE FISCAL YEAR 2016 PRIORITY RANKING SYSTEM

RWD - RURAL WATER DISTRICT
 A.O. - ADMINISTRATIVE ORDER

GPR - GREEN PROJECT RESERVE
 PER - PRELIMINARY ENGINEERING REPORT

PWS - PUBLIC WATER SYSTEM
 WTP - WATER TREATMENT PLANT
 VFD - VARIABLE FREQUENCY DRIVE

YES - PLANS & SPECIFICATIONS PREPARED OR UNDER DESIGN
 RTP, RTP PER NO, RTP PER YES & RTP YES - ADEQUATE READINESS TO PROCEED INFORMATION SUBMITTED TO DEPARTMENT
 TH PER NO & TH PER YES - TEST HOLE COMPLETED FOR WELL PROJECT

NO/NR - PROJECT NOT SET TO PROCEED IN SFY 2017
 TH PER not RTP - TEST HOLE COMPLETED, COMMUNITY NOT READY TO PROCEED
 TDF - COMMUNITY TURNED DOWN EQUAL OR BETTER FUNDING OFFER BY DWSRF

USDA - COMMUNITY OFFERED BETTER FUNDING THROUGH THE U.S. DEPARTMENT OF AGRICULTURE

SFY 2015, 2016 OR 2017 - PROJECT CARRIED OVER FROM STATE FISCAL YEAR 2015, 2016 OR 2017 INTENDED USE PLAN

APPENDIX C

CWSRF & DWSRF INTEREST RATE SYSTEM

The Interest Rate System is developed in accordance with “Title 131 Rules and Regulations for the Wastewater Treatment Facilities and Drinking Water Construction Assistance Programs.” This system is reviewed and approved by the Environmental Quality Council (EQC) as a part of the public participation process followed each year for the Intended Use Plan.

The Interest Rate System provides for seven specific interest rates. These rates are:

Clean Water State Revolving Fund	Drinking Water State Revolving Fund
1) State Revolving Fund market rate for publicly-owned facilities with terms of 20 years or less.	5) State Revolving Fund market rate for 20 year loans provided for publicly owned facilities and private not-for-profit community DWSRF.
2) State Revolving Fund market rate for loans with terms greater than 20 years for municipalities with a low AWIN Risk score.	6) SRF market rate for 30 year loans to disadvantaged communities.
3) State Revolving Fund market rate for loans with terms greater than 20 years for municipalities with a medium or high AWIN Risk score.	7) SRF market rate for 10 year loans to private borrowers.
4) State Revolving Fund market rate for qualifying Green Project Reserve (GPR) projects.	

In addition to the seven specific rates, the Department will negotiate a rate for CWSRF loans to publicly owned facilities where the project is for expansion of the system to primarily serve the needs of industrial or commercial development. On loans made from the proceeds of leveraged bonds, the Department will set interest rates reflective of the rates charged on the leveraged bonds. The Department of Environmental Quality will set the SRF market rates, using the cost of borrowing money for the CWSRF and DWSRF, recent local tax-exempt municipal issues, and costs for private borrowers as guidance.

The CWSRF market rate for a 20 year or less loan:	1.5%
The CWSRF market rate for a loan greater than 20 years for a municipality with a medium or high AWIN risk score:	1.5%
The CWSRF market rate for a loan greater than 20 years for a municipality with a low AWIN risk score:	2.0%
The CWSRF market rate for projects with qualifying GPR components*:	1.25%* - 1.75%*
DWSRF market rate for 20 year loan:	2.0%
DWSRF market rate for a DWSRF disadvantaged community 30 year loan:	2.0%
DWSRF market rate for a 10 year loan to a private borrower:	2.0%

**The market rate for a CWSRF project with qualifying GPR components will be initial market rate with a possible maximum reduction of 0.25% based upon the percentage of total SRF fundable GPR eligible components against*

entire SRF fundable amount. Projects that are 100% GPR eligible will receive a total reduction of market rate of 0.25%. If a CWSRF funded project has a combination of GPR eligible items and ineligible items, a blended rate will be calculated based upon the percentage of each portion.

The Department may review the bond market at the end of each quarter and adjust the SRF market rates of interest if deemed necessary. Loans for projects addressing wastewater system or public water supply system needs will be made at the SRF market rate of interest; unless they qualify for the minimum rate, prorated rate, or another rate under the Alternate Rate Procedures. For DWSRF loans, terms up to 30 years in length are available to disadvantaged communities. For the purpose of this appendix, DW disadvantaged communities are communities which have a Median Household Income (MHI) less than or equal to 120% of the State MHI.

Median Household Income Determination

For the CWSRF and DWSRF, Median Household Income (MHI) will be determined from the American Community survey (ACS) five-year estimates published by the U.S. Census Bureau. The State MHI as reported in the 2010 – 2014 ACS five-year estimates is \$52,400.

The MHI for Sanitary and Improvement District (SID) projects will be based on the smallest county subdivision with a reported MHI, such as a precinct or census tract that encompasses the project service area. The MHI for Natural Resources Districts (NRDs) or Rural Water System projects will be based on the averages of the MHI values reported for the counties included all or partly in the district or system.

If there is a reason to believe that the census data is not an accurate representation of the median household income within the area to be served, the reasons will be documented and the loan applicant may furnish additional information regarding such median household income. Such information will consist of reliable data from local, regional, state, or federal sources or from a survey conducted by a reliable impartial source. This survey will be valid for five years.

Interest Rate on Loans During Construction

The interest rate during construction on all loan funds disbursed during construction (i.e. for monies expended prior to the date of Initiation of Operation) will be up to 2.0%. This rate will be increased to the appropriate applicable rate for the loan on or before the date of Initiation of Operation, dependent on terms of the project specific loan contract or loan agreement.

Disadvantaged Community (DW Only)

This section may only be applicable during SFY 2018 if the program raises interest rates during the year.

To encourage 30 year loan recipients to repay loans sooner, an interest rate reduction of 0.03% per year for terms less than 30 years, but greater than 20 years, is offered in addition to any other interest rate that may be applicable; except that the final rate may not be reduced below the minimum 2.0% per annum rate. (For determining the level of Forgiveness, debt service will be figured on a term of not less than 20 years.) To find the applicable interest rate for terms falling between the loan term years, interpolate between the points. Figure C3 is a graphical representation of the interest rate reduction for loan terms between 20 and 30 years.

<u>Long Term Years</u>	<u>Interest Rate Reduction Percent</u>
30	Market or other
28	less 0.06
24	less 0.18
20	less 0.3

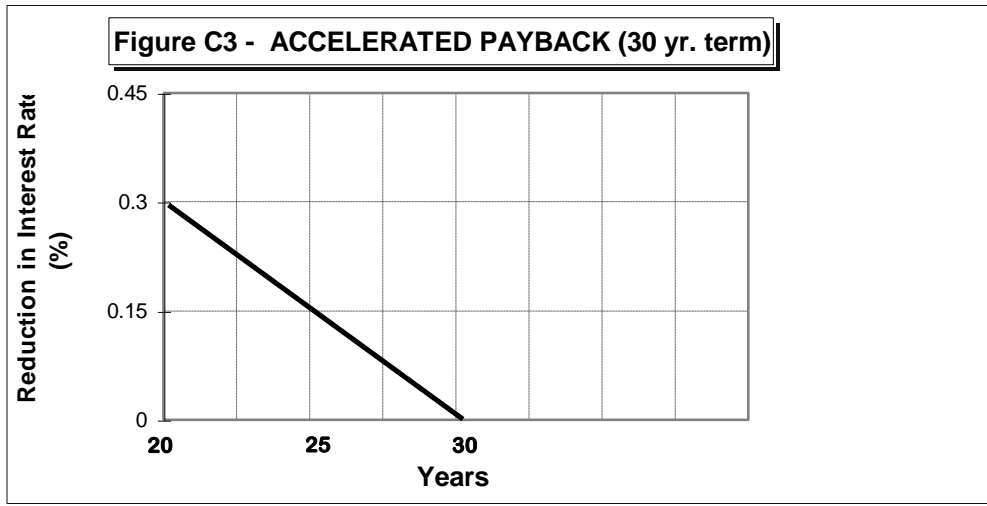


Figure C3 – Accelerate Payback (30 yr. term) (DWSRF only)

Private Borrowers (DW Only)

Private borrowers (except for not-for-profit community systems) will not qualify for any alternate rates or any rates available to communities as a result of a disadvantaged community determination. There are no discounts available for accelerated pay back or debt service based rates and no provisions for extended terms.

APPENDIX D***RESIDENTIAL SEWER BASE RATES SUBMITTED WITH 2015 CW NEEDS SURVEY***

This table is based on the Needs Survey submissions received on or before December 31, 2013. These communities have volunteered the information for the residential sewer user's base rates or rates based on water used. Communities that did not provide the sewer rate, or indicated they have individual septic systems in their community are shown in the list below with the rate of not applicable (n/a).

COMMUNITY:	MONTHLY SEWER BASE RATE:	COMMUNITY:	MONTHLY SEWER BASE RATE:
Ainsworth	\$ 17.50	Brainard	\$ 30.00
Albion	\$ 25.00	Bridgeport	\$ 18.05
Alda	\$ 23.00	Broadwater	\$ 7.00
Alexandria	\$ 36.50	Brownville	\$ 19.90
Allen	\$ 19.00	Brunswick	\$ 6.00
Alma	\$ 6.42	Burwell	\$ 10.00
Amherst	\$ 14.00	Cairo	\$ 33.00
Anselmo	\$ 12.00	Cambridge	\$ 32.00
Ansley	\$ 31.00	Campbell	\$ 7.50
Arapahoe	\$ 16.00	Carroll	\$ 28.00
Arcadia	\$ 11.00	Cedar Rapids	\$ 22.00
Ashland	\$ 35.00	Chadron	\$ 20.50
Ashton	\$ 26.00	Chapman	\$ 7.50
Atkinson	\$ 17.00	Chappell	\$ 16.75
Atlanta	\$ 8.53	Chester	\$ 10.00
Auburn	\$ 30.00	Clarks	\$ 15.00
Aurora	\$ 11.50	Clarkson	\$ 20.00
Barneston	\$ 7.00	Clatonia	\$ 11.00
Bartley	\$ 12.00	Clay Center	\$ 11.37
Bassett	\$ 12.00	Clearwater	n/a
Bayard	\$ 10.00	Cody	\$ 7.50
Beemer	\$ 15.00	Coleridge	\$ 11.00
Benedict	\$ 9.00	Comstock	n/a
Benkelman	\$ 9.00	Cordova	\$ 8.00
Bennet	\$ 13.50	Cozad	\$ 26.95
Bertrand	\$ 23.75	Crawford	\$ 50.00
Bladen	\$ 10.58	Creighton	\$ 15.50
Bloomfield	\$ 8.00	Crofton	\$ 12.50
Bradshaw	\$ 6.07	Culbertson	\$ 12.00
Brady	\$ 10.00	Curtis	\$ 7.35

COMMUNITY:	MONTHLY SEWER BASE RATE:
Dakota City	\$ 14.00
Dalton	\$ 9.00
Dannebrog	\$ 28.00
David City	\$ 7.15
Daykin	\$ 6.67
Decatur	\$ 15.00
DeWeese	n/a
Diller	\$ 20.77
Dodge	\$ 17.00
Doniphan	n/a
DuBois	\$ 21.50
Dunbar	\$ 20.00
Dunning	\$ 17.50
Dwight	\$ 24.95
Eagle	\$ 20.00
Eddyville	\$ 23.00
Edgar	\$ 17.00
Edison	\$ 20.00
Elgin	\$ 8.34
Elm Creek	\$ 22.00
Elmwood	\$ 32.00
Elwood	\$ 8.35
Emerson	\$ 5.00
Endicott	\$ 4.00
Ewing	n/a
Exeter	\$ 10.50
Fairfield	\$ 18.32
Falls City	\$ 15.72
Farwell	n/a
Firth	\$ 9.50
Friend	\$ 15.00
Fullerton	\$ 13.60
Funk	n/a
Garland	\$ 30.00
Geneva	\$ 16.20
Genoa	n/a
Gibbon	\$ 28.00
Gilead	n/a

COMMUNITY:	MONTHLY SEWER BASE RATE:
Giltner	n/a
Glenvil	n/a
Gordon	\$ 5.50
Gothenburg	n/a
Grand Island	\$ 8.24
Greeley	\$ 17.00
Gresham	\$ 9.95
Gretna	\$ 5.85
Gretna	\$ 5.85
Hadar	\$ 12.50
Haigler	\$ 7.00
Hallam	\$ 20.00
Hampton	\$ 10.00
Hardy	\$ 8.00
Hartington	n/a
Hartington	\$ 18.15
Hastings	\$ 9.69
Hazard	n/a
Hebron	\$ 6.00
Hemingford	\$ 7.00
Hershey	\$ 17.34
Hickman	\$ 36.75
Hildreth	\$ 5.00
Holbrook	\$ 14.50
Holstein	n/a
Hooper	\$ 23.88
Hoskins	\$ 12.00
Howells	\$ 17.00
Hubbard	\$ 8.00
Humphrey	\$ 12.00
Imperial	\$ 14.75
Juniata	\$ 13.55
Kearney	n/a
Kearney	n/a
Kimball	\$ 12.00
Lakewood Subdivision	\$ 40.63
Laurel	\$ 9.00
LaVista	\$ 7.58

COMMUNITY:	MONTHLY SEWER BASE RATE:
Lawrence	\$ 8.00
Leigh	\$ 28.00
Lewiston	\$ 35.00
Lexington	\$ 23.00
Lincoln	n/a
Lindsay	\$ 20.00
Litchfield	n/a
Long Pine	\$ 12.00
Loomis	n/a
Loup City	\$ 15.00
Lower Elkhorn NRD	n/a
Lynch	\$ 15.00
Lyons	\$ 15.00
Madison	\$ 18.00
Madrid	\$ 10.50
Malmo	\$ 25.00
Marquette	\$ 18.75
Mason City	\$ 10.00
McCook	\$ 14.27
McCool Junction	\$ 19.00
Melbeta	n/a
Merriman	n/a
Milford	\$ 10.00
Miller	n/a
Minatare	\$ 11.00
Minden	\$ 13.00
Mitchell	n/a
Morse Bluff	n/a
Mullen	\$15.25 inside, \$27.000 outside
Naponee	\$ 15.00
Newport	n/a
North Loup	n/a
Oakdale	\$ 12.50
Oakland	\$ 24.00
Oconto	n/a

COMMUNITY:	MONTHLY SEWER BASE RATE:
Odell	n/a
Omaha	n/a
O'Neill	\$ 8.00
Orleans	\$ 10.25
Osceola	\$ 23.00
Oshkosh	\$ 7.00
Osmond	n/a
Overton	\$ 10.00
Palisade	\$ 17.00
Panama	\$ 10.00
Papillion	\$1.70 / 1,000 gal - inside, \$2.55 / 1,000 gal - outside & \$0.82 / 1,000 gal - inside CSO, \$1.23 / 1,000 gal - outside CSO
Papio-Missouri River, NRD	n/a
Paxton	n/a
Peru	\$ 6.85
Petersburg	\$ 15.00
Phillips	\$ 13.00
Pickrell	\$ 25.00
Pilger	n/a
Platte Center	\$ 17.00
Plattsmouth	\$ 12.69
Pleasanton	n/a
Plymouth	\$ 6.15
Polk	n/a
Ponca	\$ 26.75
Prague	n/a
Randolph	\$ 19.00
Ravenna	n/a
Republican City	\$ 8.00
Riverdale	n/a
Riverton	n/a
Rockville	n/a
Rushville	\$ 31.00
Sargent	\$ 20.50
Schuyler	\$ 11.50
Scotia	n/a

COMMUNITY:	MONTHLY SEWER BASE RATE:	COMMUNITY:	MONTHLY SEWER BASE RATE:
Scottsbluff	\$ 20.34	Trumbull	\$ 16.00
Scribner	\$ 24.94	Twin Platte NRD	n/a
Seward	\$ 16.00	Upland	\$ 12.50
Shelby	\$ 15.00	Utica	\$ 15.00
Shelton	\$ 45.00	Valentine	\$11.00 for 1st 400 LF
Sidney - South Platte NRD	n/a	Verdigre	\$ 32.50
Snyder	\$ 10.00	Wahoo	\$ 21.00
South Sioux City	\$ 13.53	Waterbury	\$ 12.50
Spencer	\$ 15.00	Wauneta	\$ 8.00
Sprague	\$ 15.00	Wausa	\$ 10.00
Springfield	\$ 25.63	Waverly	\$ 34.93
Staplehurst	\$ 22.66	Wayne	\$ 6.50
Sterling	\$ 15.00	West Point	\$ 10.00
Stromsburg	\$ 20.37	Wilber	\$ 10.00
Stuart	\$ 20.00	Wilcox	\$ 7.50
Sumner	n/a	Winside	\$ 10.00
Sutherland	\$ 20.00	Wisner	\$ 34.00
Syracuse	\$ 16.00	Wolbach	\$ 21.00
Tecumseh	\$ 10.35	Wood River	\$ 12.50
Tekamah	\$ 23.50	Wymore	\$ 21.60
Tilden	\$ 28.60	Yutan	\$ 27.00

APPENDIX E
CWSRF SMALL TOWN GRANT ALLOCATION
DETERMINATION PROCEDURES

Communities that are in the IUP with a population of 10,000 or fewer will be evaluated for eligibility for receipt of a Small Town Grant. This is in accordance with §81-15,153(9) Nebraska Revised Statute 1943. For the FFY 2018 IUP, the Department will limit the maximum amount of a small town grant to \$250,000. All grant allocation payments are dependent on availability of appropriated funds.

The CWSRF Median Household Income (MHI) will be determined from the American Community Survey (ACS) five-year estimates published by the U.S. Census Bureau (<http://www.census.gov/acs/www/>). The State MHI reported in the 2010 – 2014 ACS five-year estimates is \$52,400. Population is based on the 2010 United States decennial census.

To ensure that grants will be awarded to communities with severe financial hardship, only those communities with a MHI below the 2010 - 2014 State MHI will be considered, and only if: (a) The estimated debt service payment exceeds \$10 per household per month based on an assumed CWSRF loan for the total project cost, less the potential small town grant, other grants, and local funding for the project; and (b) The estimated domestic user's share of the loan payment would be reduced at least \$1 per month per household with the small town grant. The calculations will be based on a 20-year loan term. A partial small town grant (i.e. less than the potential grant amount based on MHI and project cost) to the nearest \$1,000, may be awarded if a reduced grant can meet the above criteria.

The 2010 – 2014 MHI for Sanitary and Improvement District (SID) projects will be based on the smallest county subdivision with a reported MHI, such as a precinct or census tract, that encompasses the project service area. The MHI for Natural Resources Districts (NRDs) or Rural Water System projects will be based on the averages of the MHI values reported for the counties included, all or in part, in the district or system.

Small town grants are prioritized based on: 1) project benefit as described in Appendix A1; 2) estimated debt service per capita as a percentage of MHI; and 3) the estimated reduction in debt service that could be provided by the matching grant for which they are eligible.

Small town grants are reserved for the highest priority state ranked projects on the Funding List in priority order to the extent funds are available, until the bypass date. If the funding list does not have qualifying projects then the highest ranked qualifying project from the planning list that is ready to proceed may be moved to the funding list, dependent on availability of additional loan funds.

In determining the maximum percent for the Small Town Grants to communities with populations of 10,000 or fewer, the Department will use a procedure similar to one developed for determining the prorated interest rate based on a community's MHI as an indication of financial hardship.

For each community falling between 80 and 100 percent of the 2010-2014 State MHI, the matching grant level will be set between 50% and 0% by interpolation. Communities with an MHI of 80% or less of the State MHI will qualify for 50% matching grants.

The ratio of the difference between the community's MHI and 80% of the State MHI, to the difference between 80% of the State MHI and 100% of the State MHI is applied to 50%, with the result subtracted from 50%, resulting in the maximum percent for the State matching grant. Forgiveness and Small Town Grant together cannot exceed the maximum percentage of project cost shown in Figure E1.

FIGURE E1

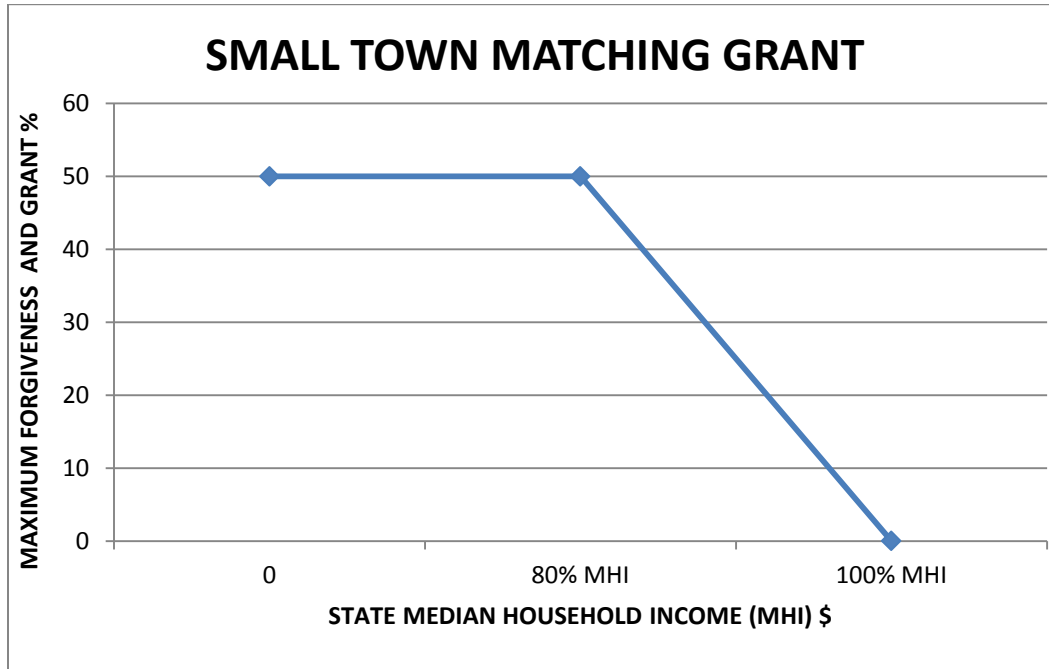
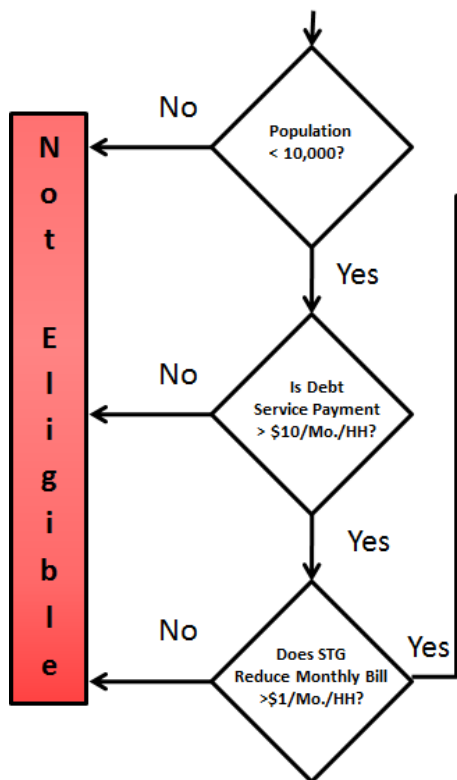


FIGURE E2

SMALL TOWN GRANT ELIGIBILITY COMPUTATION



$$\% \text{ STG} = \left[1 - \frac{(\text{CMHI} - 80\% \text{ SMHI})}{(\text{SMHI} - 80\% \text{ SMHI})} \right] \times 50\%$$

Where: %STG = % Small Town Grant
 MHI = Median Household Income
 CMHI = Community MHI
 SMHI = State MHI

Example:

CMHI = \$42,355
 SMHI = \$49,392

$$\% \text{ STG} = \left[1 - \frac{(\$42,355 - (0.8 \times \$49,342))}{(\$49,342 - (0.8 \times \$49,342))} \right] \times 50\%$$

% STG = 29.2 %

STG Amount = % STG x Eligible Project Cost
 (Maximum of \$250,000 per Community)

APPENDIX F

CWSRF and DWSRF FORGIVENESS ALLOCATION DETERMINATION PROCEDURES

All forgiveness awards are dependent on availability of funds. Additional subsidization provided by the FFY 2017 Clean Water State Revolving Fund (CWSRF) and Drinking Water State Revolving Fund (DWSRF) Capitalization Grants will be distributed to eligible loan recipients through this process.

The CWSRF and DWSRF Median Household Income (MHI) will be determined from the American Community Survey (ACS) five-year estimates published by the U.S. Census Bureau (<http://www.census.gov/acs/www/>). The State MHI as reported in the 2010 – 2014 ACS five-year estimates is \$52,400. Population is based on the 2010 United States decennial census. If there is a reason to believe that the census data is not an accurate representation of the MHI within the area to be served, the reasons will be documented and the loan applicant may furnish additional information regarding such MHI. Such information will consist of reliable data from local, regional, state, or federal sources or from a survey conducted by a reliable impartial source. This new MHI will be valid for five years.

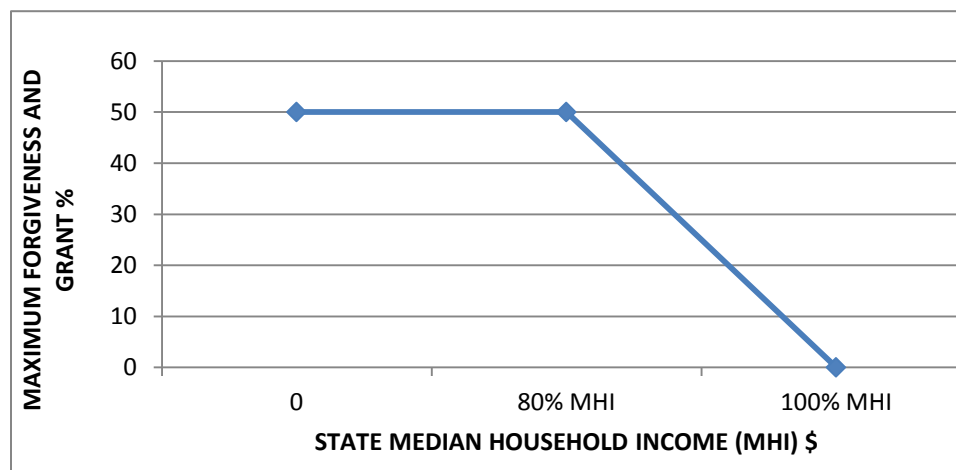
The respective MHI for Sanitary and Improvement District (SID) projects will be based on the smallest county subdivision with a reported MHI, such as a precinct or census tract, that encompasses the project service area. The MHI for Natural Resources Districts (NRDs) or Rural Water System projects will be based on the averages of the MHI values reported for the counties included, all or in part, in the district or system.

CWSRF

The June 2014 CW amendments required States to develop affordability criteria to assist in identifying applicants that would have difficulty financing projects without additional subsidization. The criteria must be based on income, unemployment data, population trends and other data determined relevant by the State.

In 2012, the Department started developing the Assessing Wastewater Infrastructure Needs (AWIN) program to assist struggling communities in Nebraska to better afford, maintain, and operate wastewater infrastructure projects. The goal of AWIN is to use current information to provide accurate estimates of future conditions in Nebraska communities to develop sustainable projects and minimize financial burdens for struggling communities. AWIN examines various factors affecting communities, such as population trends, population, medium household income, unemployment, average age of residents, and infrastructure needs to develop a “sustainability risk” analysis. The AWIN sustainability risk was divided into three categories: low risk, moderate risk, and high risk. Applicants with a high sustainability risk are thought to potentially need the most assistance to bring them into compliance and keep them in compliance in the future with as little additional stress as possible. The Department will utilize the AWIN program as a portion of determining which applicants will be eligible for loan forgiveness.

For each CWSRF loan recipient falling between 80 and 100% of the State MHI for the service area, the maximum Forgiveness level will be set between 50% and 0% by interpolation. Loan recipients with a MHI of 80% or less of the State MHI for the service area will qualify for 50% maximum Forgiveness. For those above 80% but less than 100% of the state MHI, the ratio of the difference between the loan recipient's MHI and 80% of the State MHI to the difference between 80% of the State MHI and 100% of the State MHI is applied to 50%, with the result subtracted from 50%, resulting in the maximum percent for the Forgiveness. Forgiveness and Small Town Grant together cannot exceed the maximum percentage of project cost shown in Figure F1.

Figure F1 - CWSRF Forgiveness

This CWSRF subsidization is only available for municipalities that have populations equal to or fewer than 10,000 people, up to a ceiling of \$100,000 per project, dependent on availability of funding from federal capitalization grants and the total amount of funds the Department decides to allocate for forgiveness. Municipalities must also have a high or moderate AWIN sustainability risk factor as identified on NDEQ's website. Municipalities who don't meet the AWIN eligibility criteria may submit a financial hardship report to the Department for additional consideration justifying the forgiveness requested. Forgiveness and Small Town Grant together cannot exceed 50% of project cost. At the time of the loan closing, all current Intended Use Plan conditions are in effect and past IUP conditions are not available to the loan recipient.

DWSRF

Public water supply systems (PWSs) that are in the DWSRF IUP and receive a SRF loan will be evaluated for eligibility for receipt of Forgiveness. This is in accordance with §71-5321(3) Nebraska Revised Statutes and NDHHS-DPH's affordability criteria.

A graphical representation of the Forgiveness allocation determination procedure is shown in Figure F2 for DWSRF. A 20% loan/principal forgiveness ceiling will be applied to PWSs through the DWSRF for SFY 2016 for communities shown on the Priority Funding Lists of projects, where projects presently listed as Loan Only will not be offered forgiveness assistance until the FFY 2016 funding appropriation is known. Further, up to 35% forgiveness assistance may be offered to PWSs whose projects will remedy or avoid an Administrative Order issued by NDHHS-DPH. These will be the maximum forgiveness benefit available to qualifying disadvantaged communities that meet the affordability criteria presented above and have populations equal to or less than 10,000 people, with three exceptions described below. Further, private borrowers will not qualify for loan forgiveness.

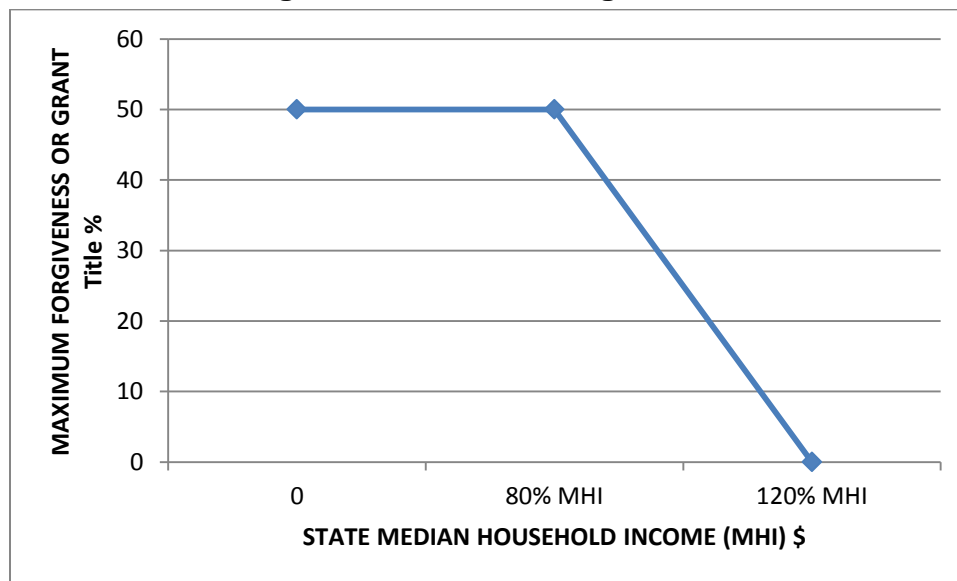
1. A 50% forgiveness ceiling with a \$250,000 cap may be available to a PWS, at the discretion of the NDEQ and the Director of the NDHHS-DPH, under all of the following conditions:
 - The PWS has closed a loan with the SRF within the past 5 years;
 - That loan was for a project needed to resolve either an Enforcement Action or an Administrative Order (A.O.) issued to the PWS by the NDHHS-DPH; and,
 - That project did not resolve the specified Enforcement Action or A.O., or resulted in a separate Enforcement Action or A.O., through no fault by the PWS.

Under these circumstances, the PWS may receive up to \$250,000 in forgiveness at a 50% allocation, at the discretion of the NDEQ and the Director of the NDHHS-DPH, as part of a loan amendment or a second loan to comply with the PWS' Enforcement Action or A.O. with the

NDHHS-DPH. The amount of the forgiveness must not exceed the amount of the loan obtained through the DWSRF for the initial project. Further, either the eligible amount of the Forgiveness will be offset by, or the PWS shall repay the Forgiveness amount to the SRF, to the extent another grant, insurance settlement, or any other non-loan funds are received by the PWS for the same need.

2. Further, forgiveness funding as a part of a sponsorship program may be offered to all DWSRF funded projects that include a new water supply well(s) phase, or rely on innovative planning to avoid an after treatment alternative. If a community is pursuing a treatment alternative with DWSRF funding, they may submit a plan prepared by a professional engineer based upon innovative techniques that could help the community avoid implementing the treatment alternative as a means of returning to compliance. The plan will require approval from the DHHS-DPH, but at the discretion of the DHHS-DPH, may be eligible for reimbursement through forgiveness funding up to an overall 50% level should it be determined the plan is acceptable to DHHS-DPH.
3. Exceptions to the 20% amount, up to a 50% level, may be allowed where funding of projects are a collaborative effort between the DWSRF and USDA-RD programs, and where ARRA funding from either program is being or has been obligated to the project. This policy is a continuation of policy implemented during the DWSRF-ARRA program in accordance with guidance provided by the EPA. This may also be allowed for DWSRF ARRA sub-recipients where it has been determined by NDHHS-DPH that the ARRA funded project in part resulted in the need for another project. This policy will also be extended to those systems that implemented projects as a result of an Emergency Order issued by NDHHS-DPH.

Figure F2 - DWSRF Forgiveness



4. A pilot program was initiated for infrastructure replacement last year, providing two planning grants to small communities. That program will now be expanded into this fiscal year, with those two communities now offered forgiveness assistance for their infrastructure projects. Further, similar planning grant awards will also be extended to four additional communities, with forgiveness assistance provided to those as of the bypass date of January 1, 2018. Forgiveness assistance may range up a 25% ceiling depending upon the scope of the project and the socio-economic conditions of the community. The purpose of the pilot program is to determine how to permanently offer grant and forgiveness assistance to communities primarily for public water system infrastructure replacement needs.

APPENDIX G

WATER WASTEWATER ADVISORY COMMITTEE

WATER WASTEWATER COMMON PRE-APPLICATION PROCESS

INTRODUCTION: Applicants anticipating the use of federal and/or state administered funds to finance water or sanitary sewer improvements through the WWAC process must complete and submit five (5) originals or copies of the pre-application, consisting of the attached two page form and a facility plan (FP) or preliminary engineering report (PER) (see attached guide), to one of the Water Wastewater Advisory Committee (WWAC) agencies. The WWAC agencies include:

Department of Environmental Quality
1200 "N" Street, Suite 400
P.O. Box 98922
Lincoln, NE 68509-8922

Department of Economic Development
301 Centennial Mall South
P.O. Box 94666
Lincoln, NE 68509-4666

Department of Health & Human Services
Division of Public Health
301 Centennial Mall South
P.O. Box 95026
Lincoln, NE 68509-5026

USDA Rural Development
Room 308, Federal Building
100 Centennial Mall North
Lincoln, NE 68508

PROCEDURE: Each pre-application will be reviewed by the WWAC as follows:

1. The five (5) originals (or copies) of the pre-application and FP/PER are submitted to one of the WWAC agencies.
2. Upon receipt, the agency distributes copies to the other WWAC members. Incomplete pre-applications will be returned.
3. The WWAC will review the pre-application within 60 days after the submission. Meetings will be held on the third Tuesday of each month in the City of Lincoln.
4. The WWAC may request the applicant attend a meeting (or the applicant may request a meeting) with the WWAC to discuss the project scope, including technical aspects and alternatives considered. Project funding sources and associated application requirements can be discussed along with the various routine program or unique project requirements. This meeting can be held face to face, by video conference, or by teleconference and should include appropriate program staff, a community representative and the project engineer.
5. Following its consideration, the WWAC will reply to the applicant by letter. For a suitable pre-application, the WWAC will recommend the pre-application be accepted and outline the logical funding sources to whom a full application should be submitted. The WWAC may, in the same or separate letter, list pertinent comments regarding technical, operational, or financial aspects of the project(s). Substantive comments by the WWAC must be resolved before an application can be recommended for acceptance. Each agency on the WWAC will receive a copy of any WWAC correspondence.
6. Each funding agency will follow its own full application process. Applicants seeking funding for the same project from multiple agencies must submit a full application to the particular agencies.
7. Applications will normally not be funded until the following actions have been taken:

- If the project includes the development of a well field the water quality and production capabilities of this site will have been confirmed through the development of a test hole.
 - The applicant will need to be able to provide assurance that they can secure the necessary land for the project. This assurance would include deeds, purchase agreements, leases, or a resolution by the Board of Trustees on their intent to proceed with condemnation.
8. If a full application varies significantly from the pre-application, or if the facts involving a project have changed such that the feasibility of the proposed solution warrants further investigation, any individual WWAC agency may request the full WWAC to review the project again.

State of Nebraska

U.S. Department of Agriculture

**WATER/WASTEWATER PRE-APPLICATION
FOR STATE AND/OR FEDERAL ASSISTANCE**

Legal Applicant (City, County, SID):	
NPDES # for Wastewater Pre-applications:	Federal Tax Identification Number:
PWS # for Water Pre-applications:	Email:
Representative/Title:	
Address:	
City/Zip Code:	
Telephone/Fax:	CAGE Number if known:
County:	DUNS Number if known:
Pre-application Preparer:	
Address:	
City/Zip Code:	
Telephone/Fax:	Email:
Engineering Firm:	
Engineering Consultant:	
Address:	
City/Zip Code:	
Telephone/Fax:	Email:

Project Description:

(Please attach any preliminary engineering reports or facilities plans which have been completed to date)

<p>User Information:</p> <table style="width: 100%; border-collapse: collapse;"> <tr> <td style="width: 30%;"></td> <td style="width: 35%; text-align: center;">Water</td> <td style="width: 35%; text-align: center;">Wastewater</td> </tr> <tr> <td>Number of residential users:</td> <td style="text-align: center;">_____</td> <td style="text-align: center;">_____</td> </tr> <tr> <td colspan="3">Non-Residential</td> </tr> <tr> <td>Number of 3/4" meters:</td> <td style="text-align: center;">_____</td> <td style="text-align: center;">_____</td> </tr> <tr> <td>Number of 1" meters:</td> <td style="text-align: center;">_____</td> <td style="text-align: center;">_____</td> </tr> <tr> <td>Number of 1 1/2" meters:</td> <td style="text-align: center;">_____</td> <td style="text-align: center;">_____</td> </tr> <tr> <td>Number of 2" meters:</td> <td style="text-align: center;">_____</td> <td style="text-align: center;">_____</td> </tr> <tr> <td>Number of 3" meters:</td> <td style="text-align: center;">_____</td> <td style="text-align: center;">_____</td> </tr> <tr> <td>Number of 4" meters:</td> <td style="text-align: center;">_____</td> <td style="text-align: center;">_____</td> </tr> <tr> <td>Other</td> <td style="text-align: center;">_____</td> <td style="text-align: center;">_____</td> </tr> </table> <p>NOTE: Indicate water meter sizes for Non-Residential wastewater users</p>		Water	Wastewater	Number of residential users:	_____	_____	Non-Residential			Number of 3/4" meters:	_____	_____	Number of 1" meters:	_____	_____	Number of 1 1/2" meters:	_____	_____	Number of 2" meters:	_____	_____	Number of 3" meters:	_____	_____	Number of 4" meters:	_____	_____	Other	_____	_____	<p>Does water/wastewater system currently use meters (circle one):</p> <p style="text-align: center;">YES NO</p> <p>Non-metered Water Rates _____/mo Non-metered Sewer Rates _____/mo</p> <p>Metered Water Rates _____/mo for _____ gallons Overage charges _____</p> <p>Metered Sewer Rates _____/mo for _____ gallons Overage charges _____</p>
	Water	Wastewater																													
Number of residential users:	_____	_____																													
Non-Residential																															
Number of 3/4" meters:	_____	_____																													
Number of 1" meters:	_____	_____																													
Number of 1 1/2" meters:	_____	_____																													
Number of 2" meters:	_____	_____																													
Number of 3" meters:	_____	_____																													
Number of 4" meters:	_____	_____																													
Other	_____	_____																													

COST CLASSIFICATION	ESTIMATED TOTAL COST
1. Administrative and legal expenses	
2. Land, structures, right-of-ways, appraisals, etc.	
3. Relocation expenses and payments	
4. Architectural and engineering fees	
5. Project inspection fees	
6. Site work, demolition and removal	
7. Construction	
8. Equipment	
9. Miscellaneous	
10 SUBTOTAL (sum of lines 1-9)	
11. Contingencies	
12. SUBTOTAL	
13. Less project (program) income	
14. TOTAL PROJECT COSTS	

<p>The undersigned representative of the applicant certifies that the information contained herein and the attached statements, exhibits, and reports, are true, correct and complete to the best of my knowledge and belief.</p>	
<p>Applicant Signature: _____</p>	<p>Date: _____</p>
<p>Pre-application Preparer Signature: _____</p>	<p>Date: _____</p>

**FACILITY PLAN OR PRELIMINARY ENGINEERING REPORT GUIDE
FOR WASTEWATER OR DRINKING WATER FACILITIES**

- 1) PROJECT PLANNING
 - a) Location
 - b) Environmental Resources Present
 - c) Population Trends
 - d) Community Engagement

- 2) EXISTING FACILITIES
 - a) Location Map
 - b) History
 - c) Condition of Existing Facilities
 - d) Financial Status of any Existing Facilities
 - e) Water/Energy/Waste Audits

- 3) NEED FOR PROJECT
 - a) Health, Sanitation, and Security
 - b) Aging Infrastructure
 - c) Reasonable Growth

- 4) ALTERNATIVES CONSIDERED
 - a) Description
 - b) Design Criteria
 - c) Map
 - d) Environmental Impacts
 - e) Land Requirements
 - f) Potential Construction Problems
 - g) Sustainability Considerations
 - i) Water and Energy Efficiency
 - ii) Green Infrastructure
 - iii) Other
 - h) Cost Estimates

- 5) SELECTION OF AN ALTERNATIVE
 - a) Life Cycle Cost Analysis
 - b) Non-Monetary Factors

- 6) PROPOSED PROJECT (RECOMMENDED ALTERNATIVE)
 - a) Preliminary Project Design
 - b) Project Schedule
 - c) Permit Requirements
 - d) Sustainability Considerations
 - i) Water and Energy Efficiency
 - ii) Green Infrastructure
 - iii) Other
 - e) Total Project Cost Estimate (Engineer's Opinion of Probable Cost)
 - f) Annual Operating Budget
 - i) Income
 - ii) Annual O&M Costs
 - iii) Debt Repayments
 - iv) Reserves

- 7) CONCLUSIONS AND RECOMMENDATIONS

DETAILED OUTLINE OF A PRELIMINARY ENGINEERING REPORT

1. PROJECT PLANNING

Describe the area under consideration. Service may be provided by a combination of central, cluster, and/or centrally managed individual facilities. The description should include information on the following:

- a) Location. Provide scale maps and photographs of the project planning area and any existing service areas. Include legal and natural boundaries and a topographical map of the service area.
- b) Environmental Resources Present. Provide maps, photographs, and/or a narrative description of environmental resources present in the project planning area that affect design of the project. Environmental review information that has already been developed to meet requirements of NEPA or a state equivalent review process can be used here.
- c) Population Trends. Provide U.S. Census or other population data (including references) for the service area for at least the past two decades if available. Population projections for the project planning area and concentrated growth areas should be provided for the project design period. Base projections on historical records with justification from recognized sources.
- d) Community Engagement. Describe the utility's approach used (or proposed for use) to engage the community in the project planning process. The project planning process should help the community develop an understanding of the need for the project, the utility operational service levels required, funding and revenue strategies to meet these requirements, along with other considerations.

2. EXISTING FACILITIES

Describe each part (e.g. processing unit) of the existing facility and include the following information:

- a) Location Map. Provide a map and a schematic process layout of all existing facilities. Identify facilities that are no longer in use or abandoned. Include photographs of existing facilities.
- b) History. Indicate when major system components were constructed, renovated, expanded, or removed from service. Discuss any component failures and the cause for the failure. Provide a history of any applicable violations of regulatory requirements.
- c) Condition of Existing Facilities. Describe present condition; suitability for continued use; adequacy of current facilities; and their conveyance, treatment, storage, and disposal capabilities. Describe the existing capacity of each component. Describe and reference compliance with applicable federal, state, and local laws. Include a brief analysis of overall current energy consumption. Reference an asset management plan if applicable.

- d) Financial Status of any Existing Facilities. (Note: Some agencies require the owner to submit the most recent audit or financial statement as part of the application package.) Provide information regarding current rate schedules, annual O&M cost (with a breakout of current energy costs), other capital improvement programs, and tabulation of users by monthly usage categories for the most recent typical fiscal year. Give status of existing debts and required reserve accounts.
- e) Water/Energy/Waste Audits. If applicable to the project, discuss any water, energy, and/or waste audits which have been conducted and the main outcomes.

3. NEED FOR PROJECT

Describe the needs in the following order of priority:

- a) Health, Sanitation, and Security. Describe concerns and include relevant regulations and correspondence from/to federal and state regulatory agencies. Include copies of such correspondence as an attachment to the Report.
- b) Aging Infrastructure. Describe the concerns and indicate those with the greatest impact. Describe water loss, inflow and infiltration, treatment or storage needs, management adequacy, inefficient designs, and other problems. Describe any safety concerns.
- c) Reasonable Growth. Describe the reasonable growth capacity that is necessary to meet needs during the planning period. Facilities proposed to be constructed to meet future growth needs should generally be supported by additional revenues. Consideration should be given to designing for phased capacity increases. Provide number of new customers committed to this project.

4. ALTERNATIVES CONSIDERED

This section should contain a description of the alternatives that were considered in planning a solution to meet the identified needs. Documentation of alternatives considered is often a Report weakness. Alternative approaches to ownership and management, system design (including resource efficient or green alternatives), and sharing of services, including various forms of partnerships, should be considered. In addition, the following alternatives should be considered, if practicable: building new centralized facilities, optimizing the current facilities (no construction), developing centrally managed decentralized systems, including small cluster or individual systems, and developing an optimum combination of centralized and decentralized systems. Alternatives should be consistent with those considered in the NEPA, or state equivalent, environmental review. Technically infeasible alternatives that were considered should be mentioned briefly along with an explanation of why they are infeasible, but do not require full analysis. For each technically feasible alternative, the description should include the following information:

- a) Description. Describe the facilities associated with every technically feasible alternative. Describe source, conveyance, treatment, storage and distribution facilities for each alternative. Basic hydraulic calculations shall be listed in tabular form. A feasible system may include a combination of centralized and decentralized (on-site or cluster) facilities.
- b) Design Criteria. State the design parameters used for evaluation purposes. These parameters should comply with federal, state, and agency design policies and regulatory requirements.
- c) Map. Provide a schematic layout map to scale and a process diagram if applicable. If applicable, include future expansion of the facility.

- d) Environmental Impacts. Provide information about how the specific alternative may impact the environment. Describe only those unique direct and indirect impacts on floodplains, wetlands, other important land resources, endangered species, historical and archaeological properties, etc., as they relate to each specific alternative evaluated. Include generation and management of residuals and wastes.
- e) Land Requirements. Identify sites and easements required. Further specify whether these properties are currently owned, to be acquired, leased, or have access agreements.
- f) Potential Construction Problems. Discuss concerns such as subsurface rock, high water table, limited access, existing resource or site impairment, or other conditions which may affect cost of construction or operation of facility.
- g) Sustainability Considerations. Sustainable utility management practices include environmental, social, and economic benefits that aid in creating a resilient utility.
 - i. Water and Energy Efficiency. Discuss water reuse, water efficiency, water conservation, energy efficient design (i.e. reduction in electrical demand), and/or renewable generation of energy, and/or minimization of carbon footprint, if applicable to the alternative. Alternatively, discuss the water and energy usage for this option as compared to other alternatives.
 - ii. Green Infrastructure. Discuss aspects of project that preserve or mimic natural processes to manage stormwater, if applicable to the alternative. Address management of runoff volume and peak flows through infiltration, evapotranspiration, and/or harvest and use, if applicable.
 - iii. Other. Discuss any other aspects of sustainability (such as resiliency or operational simplicity) that are incorporated into the alternative, if applicable.
- h) Cost Estimates. Provide cost estimates for each alternative, including a breakdown of the following costs associated with the project: construction, non-construction, and annual O&M costs. A construction contingency should be included as a non-construction cost. Cost estimates should be included with the descriptions of each technically feasible alternative. O&M costs should include a rough breakdown by O&M category (see example below) and not just a value for each alternative. Information from other sources, such as the recipient's accountant or other known technical service providers, can be incorporated to assist in the development of this section. The cost derived will be used in the life cycle cost analysis described in Section 5 a.

Example O&M Cost Estimate	
Personnel (i.e. Salary, Benefits, Payroll Tax, Insurance, Training)	
Administrative Costs (e.g. office supplies, printing, etc.)	
Water Purchase or Waste Treatment Costs	
Insurance	
Energy Cost (Fuel and/or Electrical)	
Process Chemical	
Monitoring & Testing	
Short Lived Asset Maintenance/Replacement*	
Professional Services	
Residuals Disposal	
Miscellaneous	
Total	

* See Table A for example list

5. SELECTION OF AN ALTERNATIVE

Selection of an alternative is the process by which data from the previous section, “Alternatives Considered” is analyzed in a systematic manner to identify a recommended alternative. The analysis should include consideration of both life cycle costs and non- monetary factors such as reliability, ease of use, and appropriate wastewater or water treatment technology for the community’s management capability shall be conducted. (i.e. triple bottom line analysis: financial, social, and environmental). If water reuse or conservation, energy efficient design, and/or renewable generation of energy components are included in the proposal provide an explanation of their cost effectiveness in this section.

- a) Life Cycle Cost Analysis. A life cycle present worth cost analysis (an engineering economics technique to evaluate present and future costs for comparison of alternatives) should be completed to compare the technically feasible alternatives. Do not leave out alternatives because of anticipated costs; let the life cycle cost analysis show whether an alternative may have an acceptable cost. This analysis should meet the following requirements and should be repeated for each technically feasible alternative. Several analyses may be required if the project has different aspects, such as one analysis for different types of collection systems and another for different types of treatment.
 - i. The analysis should convert all costs to present day dollars;
 - ii. The planning period to be used is recommended to be 20 years, but may be any period determined reasonable by the engineer and concurred on by the state or federal agency;
 - iii. The discount rate to be used should be the “real” discount rate taken from Appendix C of OMB circular A-94;
 - iv. The total capital cost (construction plus non-construction costs) should be included;
 - v. Annual O&M costs should be converted to present day dollars using a uniform series present worth (USPW) calculation;
 - vi. The salvage value of the constructed project should be estimated using the anticipated life expectancy of the constructed items using straight line depreciation calculated at the end of the planning period and converted to present day dollars;

- vii. The present worth of the salvage value should be subtracted from the present worth costs;
- viii. The net present value (NPV) is then calculated for each technically feasible alternative as the sum of the capital cost (C) plus the present worth of the uniform series of annual O&M (USPW (O&M)) costs minus the single payment present worth of the salvage value (SPPW(S)):

$$NPV = C + USPW (O\&M) - SPPW (S)$$

- ix. A table showing the capital cost, annual O&M cost, salvage value, present worth of each of these values, and the NPV should be developed for state or federal agency review. All factors (major and minor components), discount rates, and planning periods used should be shown within the table;
 - x. Short lived asset costs (See Table A for examples) should also be included in the life cycle cost analysis if determined appropriate by the consulting engineer or agency. Life cycles of short lived assets should be tailored to the facilities being constructed and be based on generally accepted design life. Different features in the system may have varied life cycles.
- b) Non-Monetary Factors. Non-monetary factors, including social and environmental aspects (e.g. sustainability considerations, operator training requirements, permit issues, community objections, reduction of greenhouse gas emissions, wetland relocation) should also be considered in determining which alternative is recommended and may be factored into the calculations.
 - c) Wastewater Projects. If population is decreasing, the engineer preparing the PER/FP should contact NDEQ for options that can be applied to the project. For these towns, an option must be included as an alternative in the PER/FP.

6. PROPOSED PROJECT (RECOMMENDED ALTERNATIVE)

The engineer should include a recommendation for which alternative(s) should be implemented. This section should contain a fully developed description of the proposed project based on the preliminary description under the evaluation of alternatives. Include a schematic for any treatment processes, a layout of the system, and a location map of the proposed facilities. At least the following information should be included as applicable to the specific project:

a) Preliminary Project Design.

i. Drinking Water:

Water Supply. Include requirements for quality and quantity. Describe recommended source, including site and allocation allowed. Details should be provided for determining average daily demand (residential, commercial, leakage, & public use defined). The community's annual average gallons per capita per day (3 years data preferred) may be used if the user rates are based on metered usage OR the use of other published engineering design guidelines may be submitted for consideration in designing the proposed project. Peak period demands for daily and hourly should reflect the same conditions as described above.

Treatment. Describe process in detail (including whether adding, replacing, or rehabilitating a process) and identify location of plant and site of any process discharges. Identify capacity of treatment plant (i.e. Maximum Daily Demand). Identify any wastewater generation and treatment method. If discharged to sanitary sewer, evaluate collection system and wastewater treatment capability.

Storage. Identify size, type and location. Storage facilities should be sized using the Recommended Standards for Water Works guidelines (except for fire flows as stated above) OR the use of other published engineering design guidelines may be submitted for consideration in designing the proposed project.

Pumping Stations. Identify size, type, location and any special power requirements. For rehabilitation projects, include description of components upgraded.

Distribution Layout. Identify general location of new pipe, replacement, or rehabilitation: lengths, sizes and key components.

CDBG. Monies are to be expended for human consumption and/or for health related issues. Upsizing wells, storage, and distribution to mainly meet fire flows or primarily serve residential & industrial future growth or agricultural irrigation & livestock purposes will not be considered as eligible under the program rules and those uses must be separated from the project and funded through other lenders.

Development of a new well field site. The following information will need to be provided: 1) Site approval by the Department of Health & Human Services Division of Public Health. 2) Data which supports the development of the well in this area such as geological surveys, water quality and production data (gallons per minute, specific capacity, etc.) on wells in adjoining areas, data from the Department of Natural Resources or Natural Resource District, or water quality and production results from a test hole(s) drilled on site.

ii. Wastewater/Reuse:

Collection System/Reclaimed Water System Layout. Identify general location of new pipe, replacement or rehabilitation: lengths, sizes, and key components. Flows in excess of 120 gpcd indicating groundwater infiltration or 275 gpcd during a storm event should require the completion of a Sanitary Sewer Evaluation Survey. This further study should analyze which is more cost effective; to transport and treat the excess I&I, or if sewer rehabilitation would be cost effective in removing the excess I&I. Winter quarter potable water usage should be analyzed and compared to the wastewater flow data to check if exfiltration is occurring in the collection system. Unsewered areas within the planning jurisdiction should be identified. A cost-effectiveness analysis should be conducted on eliminating existing septic tank systems with sewer extensions.

Pumping Stations. Identify size, type, site location, and any special power requirements. For rehabilitation projects, include description of components upgraded.

Storage. Identify size, type, location and frequency of operation.

Treatment. Describe process in detail (including whether adding, replacing, or rehabilitating a process) and identify location of any treatment units and site of any discharges (end use for reclaimed water). Identify capacity of treatment plant (i.e. Average Daily Flow). Details should be provided for determining the average daily, peak hour and maximum daily wastewater flows to the POTW. Actual flow monitoring data should be gathered over a sufficient period to capture a wet weather event to analyze for infiltration and inflow from the sewer system. If commercial or industrial contributions are received by the POTW then flow proportioned composite sampling should be conducted measuring the daily pounds of Ammonia, CBOD, and TSS and their peak monthly values.

Receiving stream. Information along with the current or proposed NPDES discharge permit limitations determined and disinfection and any industrial pretreatment considerations analyzed.

Evaluation of the treatment alternatives should include conventional as well as any alternative or innovative technology including regionalization and sludge disposal alternatives for the 20 year design average and peak wastewater flows. Design criteria shall follow the current design standards as required by NDEQ. A cost effectiveness monetary analysis will be required on the principal alternatives as outlined in paragraph C above, along with an engineering evaluation of the following factors: a) reliability, b) energy use, c) revenue generating alternatives, d) process complexity, e) O&M considerations, and f) environmental impacts.

SRF. Monies are directed for municipally owned wastewater facility needs. Projects of a speculative nature or primarily for industrial capacity are not normally funded.

iii. Solid Waste:

Collection. Describe process in detail and identify quantities of material (in both volume and weight), length of transport, location and type of transfer facilities, and any special handling requirements.

Storage. If any, describe capacity, type, and site location. Processing. If any, describe capacity, type, and site location.

Disposal. Describe process in detail and identify permit requirements, quantities of material, recycling processes, location of plant, and site of any process discharges.

iv. Stormwater:

Collection System Layout. Identify general location of new pipe, replacement or rehabilitation: lengths, sizes, and key components.

Pumping Stations. Identify size, type, location, and any special power requirements.

Treatment. Describe treatment process in detail. Identify location of treatment facilities and process discharges. Capacity of treatment process should also be addressed.

Storage. Identify size, type, location and frequency of operation.

Disposal. Describe type of disposal facilities and location.

Green Infrastructure. Provide the following information for green infrastructure alternatives:

- Control Measures Selected. Identify types of control measures selected (e.g., vegetated areas, planter boxes, permeable pavement, rainwater cisterns).
- Layout: Identify placement of green infrastructure control measures, flow paths, and drainage area for each control measure.
- Sizing: Identify surface area and water storage volume for each green infrastructure control measure. Where applicable, soil infiltration rate, evapotranspiration rate, and use rate (for rainwater harvesting) should also be addressed.
- Overflow: Describe overflow structures and locations for conveyance of larger precipitation events.

- b) Project Schedule. Identify proposed dates for submittal and anticipated approval of all required documents, land and easement acquisition, permit applications, advertisement for bids, loan closing, contract award, initiation of construction, substantial completion, final completion, and initiation of operation.
- c) Permit Requirements. Identify any construction, discharge and capacity permits that will/may be required as a result of the project.
- d) Sustainability Considerations (if applicable).
- i. Water and Energy Efficiency. Describe aspects of the proposed project addressing water reuse, water efficiency, and water conservation, energy efficient design, and/or renewable generation of energy, if incorporated into the selected alternative.
 - ii. Green Infrastructure. Describe aspects of project that preserve or mimic natural processes to manage stormwater, if applicable to the selected alternative. Address management of runoff volume and peak flows through infiltration, evapotranspiration, and/or harvest and use, if applicable.
 - iii. Other. Describe other aspects of sustainability (such as resiliency or operational simplicity) that are incorporated into the selected alternative, if incorporated into the selected alternative.
- e) Total Project Cost Estimate (Engineer's Opinion of Probable Cost). Provide an itemized estimate of the project cost based on the stated period of construction. Include construction, land and right-of-ways, legal, engineering, construction program management, funds administration, interest, equipment, construction contingency, refinancing, and other costs associated with the proposed project. The construction subtotal should be separated out from the non-construction costs. The non-construction subtotal should be included and added to the construction subtotal to establish the total project cost. An appropriate construction contingency should be added as part of the non-construction subtotal. For projects containing both water and waste disposal systems, provide a separate cost estimate for each system as well as a grand total. If applicable, the cost estimate should be itemized to reflect cost sharing including apportionment between funding sources. The engineer may rely on the owner for estimates of cost for items other than construction, equipment, and engineering.
- f) Annual Operating Budget. Provide itemized annual operating budget information. The owner has primary responsibility for the annual operating budget; however, there are other parties that may provide technical assistance. Provide a copy of the previous three years financial history on the operations of the water or sewer fund (whichever is applicable). Provide an amortization schedule on the existing indebtedness held on the system. This information will be used to evaluate the financial capacity of the system. The engineer will incorporate information from the owner's accountant and other known technical service providers.
- i. Income. Provide information about all sources of income for the system including a proposed rate schedule. Project income realistically for existing and proposed new users separately, based on existing user billings, water treatment contracts, and other sources of income. In the absence of historic data or other reliable information, for budget purposes, base water use on 100 gallons per capita per day. The value of 100 GPCD shown in Section 6 is a general value and may not be appropriate for many rural systems financed with WWD funds, so in the absence of reliable data, a value of 5000 gallons per EDU per month (approximately 67 GPCD or 167 GPD per EDU) should be used. Water use per residential connection may then be calculated

based on the most recent U.S. Census, American Community Survey, or other data for the state or county of the average household size. When large agricultural or commercial users are projected, the Report should identify those users and include facts to substantiate such projections and evaluate the impact of such users on the economic viability of the project.

- ii. Annual O&M Costs. Provide an itemized list by expense category and project costs realistically. Provide projected costs for operating the system as improved. In the absence of other reliable data, based on actual costs of other existing facilities of similar size and complexity. Include facts in the Report to substantiate O&M cost estimates. Include personnel costs, administrative costs, water purchase or treatment costs, accounting and auditing fees, legal fees, interest, utilities, energy costs, insurance, annual repairs and maintenance, monitoring and testing, supplies, chemicals, residuals disposal, office supplies, printing, professional services, and miscellaneous as applicable. Any income from renewable energy generation which is sold back to the electric utility should also be included, if applicable. If applicable, note the operator grade needed.
- iii. Debt Repayments. Describe existing and proposed financing with the estimated amount of annual debt repayments from all sources. All estimates of funding should be based on loans, not grants. All annual debt repayments should take into consideration reasonable population trends over the life of the loan.
- iv. Reserves. Describe the existing and proposed loan obligation reserve requirements for the following:

Debt Service Reserve – For specific debt service reserve requirements consult with individual funding sources. If General Obligation bonds are proposed to be used as loan security, this section may be omitted, but this should be clearly stated if it is the case.

Short-Lived Asset Reserve – A table of short lived assets should be included for the system (See Table A for examples). The table should include the asset, the expected year of replacement, and the anticipated cost of each. Prepare a recommended annual reserve deposit to fund replacement of short-lived assets, such as pumps, paint, and small equipment. Short-lived assets include those items not covered under O&M, however, this does not include facilities such as a water tank or treatment facility replacement that are usually funded with long-term capital financing.

- g) Land. Provide evidence of land rights being procured such as easements, purchase options or other evidence for well sites or lagoon sites. When land application sites are part of the project they shall be purchased or leased. The lease or easement executed as an interest in real property, filled and indexed as such in the appropriate office of the registrar of deeds. The lease or easement shall be for the life of the loan.

7. CONCLUSIONS AND RECOMMENDATIONS

Provide any additional findings and recommendations that should be considered in development of the project. This may include recommendations for special studies, highlighting of the need for special coordination, a recommended plan of action to expedite project development, and any other necessary considerations.

A timetable with the following milestones shall be included:

- a) Securing land rights.
- b) Completion of test hole drilling and testing.
- c) Completion of environmental review process.
- d) Submission of loan/grant application(s) to appropriate agency(ies).
- e) Completion of final plans and specification.
- f) Start and completion of construction.

Table A: Example List of Short-Lived Asset Infrastructure

Estimated Repair, Rehab, Replacement Expenses by Item within up to 20 Years from Installation)	
Drinking Water Utilities	Wastewater Utilities
Source Related Pumps	Treatment Related Pump Pump Controls Pump Motors Chemical feed pumps Membrane Filters Fibers Field & Process Instrumentation Equipment UV lamps Centrifuges Aeration blowers Aeration diffusers and nozzles Trickling filters, RBCs, etc. Belt presses & driers Sludge Collecting and Dewatering Equipment Level Sensors Pressure Transducers Pump Controls Chemical Leak Detection Equipment Flow meters
Treatment Related Chemical feed pumps Valve Actuators Field & Process Instrumentation Equipment Granular filter media Air compressors & control units Pumps Pump Motors Pump Controls Water Level Sensors Pressure Transducers Sludge Collection & Dewatering UV Lamps Membranes Chemical Leak Detection Equipment Flow meters	Collection System Related Pumps
Distribution System Related Storage reservoir painting/patching	Systemwide Related Service Trucks (in some cases) Computer

ABBREVIATIONS

CDBG – Community Development Block Grant
CFR – Code of Federal Regulations
CWSRF – Clean Water State Revolving Fund
DWSRF – Drinking Water State Revolving Fund
EDU – Equivalent Dwelling Unit
EPA – Environmental Protection Agency
GAO – Government Accountability Office
GPCD – Gallons per Capita per Day
HUD – Department of Housing and Urban Development
NDED – Nebraska Department of Economic Development
NEPA – National Environmental Policy Act
NPV – Net Present Value
O&M – Operations and Maintenance
OMB – Office of Management and Budget
PER – Preliminary Engineering Report
RD – Rural Development
RUS – Rural Utilities Service
SPPW – Single Payment Present Worth
SRF – State Revolving Fund
USDA – United States Department of Agriculture
USPW – Uniform Series Present Worth
WEP – Water and Environmental Programs
WWD – Water and Waste Disposal