



2017

Nebraska State Revolving Fund

Clean Water & Drinking Water Intended Use Plan State
Fiscal Year 2017



Nebraska Department
of Environmental Quality

Department of Health & Human Services

DHHS
NEBRASKA

Approved by the
Environmental Quality Council
on June 14, 2016

THIS PAGE IS LEFT INTENTIONALLY BLANK.

TABLE OF CONTENTS

FOREWORD	4
WATER WASTEWATER ADVISORY COMMITTEE	4
PUBLIC REVIEW, PARTICIPATION, AND COMMENTS	4
SECTION I - CLEAN WATER STATE REVOLVING FUND (CWSRF)	5
INTRODUCTION	5
HIGHLIGHTS AND WHAT'S NEW FOR FY 2017	5
I. CWSRF SOURCES AND USES OF FUNDS	6
II. LONG-TERM AND SHORT-TERM GOAL STATEMENTS FOR THE CWSRF PROGRAM	7
A. LONG-TERM GOALS	7
B. SHORT-TERM GOALS	8
III. METHODS AND CRITERIA FOR DISTRIBUTION OF FUNDS	8
A. PROJECT PRIORITY PLANNING LIST PREPARATION	9
B. IDENTIFY POTENTIAL SRF PROJECTS	9
C. DEVELOP CWSRF CAPITALIZATION GRANT PAYMENT SCHEDULE	10
CWSRF Capitalization Grant Payment Schedule	10
D. BYPASS DATE & CHANGES TO FUNDING LIST	10
IV. ADDITIONAL INFORMATION AND REQUIREMENTS	11
A. ADMINISTRATIVE FEES	11
CWSRF Banked Authority	12
B. CWSRF MARKET LOAN RATE	12
C. TERMS	12
D. REFINANCING	13
E. WATER QUALITY PLANNING	13
F. EMERGENCY LOAN ASSISTANCE	13
G. AMENDMENTS TO THE IUP	13
H. AUDITS AND REPORTING, EPA AND ENVIRONMENTAL REQUIREMENTS	13
V. CWSRF GRANTS	15
A. PROJECT PLANNING ACTIVITIES AND REPORT GRANT	15
B. SMALL TOWN GRANT	15
C. EMERGENCY GRANT	16
D. LOAN FORGIVENESS	16
E. GREEN PROJECT RESERVE	16
VI. LEVERAGED OR POOLED BOND ISSUES	16
VII. SOURCE WATER PROTECTION AREA AND WATER METER PROJECTS	17
VII. LINKED DEPOSIT PROGRAM	17
CWSRF PRIORITY FUNDING LIST	19
CWSRF GREEN PROJECT RESERVE FUNDING LIST	20

SECTION II - DRINKING WATER STATE REVOLVING FUND (DWSRF)	21
INTRODUCTION	21
HIGHLIGHTS AND WHAT'S NEW FOR FY 2017	21
I. DWSRF SOURCES AND USES OF FUNDS	22
II. LONG-TERM AND SHORT-TERM GOAL STATEMENTS FOR THE DWSRF PROGRAM	25
A. LONG-TERM GOALS	25
B. SHORT-TERM GOALS	26
III. METHODS AND CRITERIA FOR DISTRIBUTION OF FUNDS	27
A. SET-ASIDE UTILIZATION	27
B. IDENTIFY PRIORITY PROJECTS	27
C. IDENTIFY HOW FUNDS WILL BE ALLOCATED	27
D. DEVELOP DWSRF PAYMENT SCHEDULE FOR STATE CAPITALIZATION GRANT	28
DWSRF CAPITALIZATION GRANT PAYMENT SCHEDULE	28
E. DEVELOP DISBURSEMENT (OUTLAY) SCHEDULE FOR DWSRF PROGRAM PROJECTS	28
F. BYPASS DATE & CHANGES TO PROJECT LIST	28
IV. ADDITIONAL INFORMATION AND REQUIREMENTS	29
A. ADMINISTRATIVE FEES	29
B. DWSRF MARKET LOAN RATES	30
C. TERMS	30
D. FINANCIAL STATUS OF DWSRF	30
E. EMERGENCY LOAN ASSISTANCE	31
F. AMENDMENTS TO THE IUP	31
G. AUDIT AND REPORTING, EPA AND ENVIRONMENTAL REQUIREMENTS	31
H. DISADVANTAGED COMMUNITY	32
V. DWSRF GRANTS	32
A. PWS SECURITY GRANTS	32
B. PLANNING GRANTS	33
C. SOURCE WATER PROTECTION GRANTS PROGRAM	34
DWSRF RANKED PROJECTS PRIORITY FUNDING LIST	35
LAND ACQUISITION SOURCE WATER PROTECTION PROJECT PRIORITY LIST	37

APPENDICES

APPENDIX A1 - CWSRF PROJECT PRIORITY RANKING SYSTEM..... 38

APPENDIX A2 - DWSRF PROJECT PRIORITY RANKING SYSTEM 43

APPENDIX B1 - CWSRF PROJECT PRIORITY PLANNING LIST - ALPHABETICAL ORDER..... 48

APPENDIX B1-a - CWSRF LIST OF NEBRASKA COMMUNITIES, NRDs, SIDs, and COUNTIES..... 69

APPENDIX B2 -DWSRF PROJECT PRIORITY PLANNING LIST - ALPHABETICAL ORDER 77

APPENDIX C - CWSRF & DWSRF INTEREST RATE SYSTEM..... 95

APPENDIX D - RESIDENTIAL SEWER BASE RATES SUBMITTED WITH 2015 CW NEEDS SURVEY. 97

APPENDIX E - CWSRF SMALL TOWN GRANT ALLOCATION DETERMINATION PROCEDURES.... 101
 FIGURE E1 - SMALL TOWN MATCHING GRANT..... 102
 FIGURE E2 - SMALL TOWN GRANT ELIGIBILITY COMPUTATION..... 102

APPENDIX F - CWSRF & DWSRF FORGIVENESS ALLOCATION DETERMINATION PROCEDURES103
 FIGURE F1 - CWSRF FORGIVENESS BENEFIT 105
 FIGURE F2 - DWSRF FORGIVENESS BENEFIT 105

APPENDIX G - WATER WASTEWATER ADVISORY COMMITTEE..... 106
 WATER/WASTEWATER COMMON PRE-APPLICATION PROCESS AND APPLICATION 108
 FACILITY PLAN OR PRELIMINARY ENGINEERING REPORT GUIDE..... 110

FOREWORD

The Intended Use Plan (IUP) for the Clean Water State Revolving Fund (CWSRF) was developed through the resources of the Nebraska Department of Environmental Quality (NDEQ), and the IUP for the Drinking Water State Revolving Fund (DWSRF) was developed by NDEQ and the Nebraska Department of Health and Human Services, Division of Public Health (NDHHS-DPH). Statements of project need, cost projections, and timing of loan activities were developed based on NDEQ's experience with projects and procedures under the Clean Water State Revolving Loan Fund, and from needs information provided by NDHHS-DPH for the Drinking Water State Revolving Fund (DWSRF). In addition, NDEQ and NDHHS-DPH held preliminary discussions with potential SRF loan recipients for the purposes of projecting the activities and financial needs of State Fiscal Year (SFY) 2017 and the future. The detailed project scope, timing, and cost will be developed during individual loan agreement negotiations. This IUP will continue in effect from year to year until replaced by Environmental Quality Council approval action on the succeeding IUP. Please note that when referring to the CWSRF, "Department" means the NDEQ and when referring to the DWSRF, "Department" means the NDHHS-DPH.

Water Wastewater Advisory Committee

The NDEQ participates in the Water Wastewater Advisory Committee (WWAC) loan and grant pre-application screening process. WWAC participants include the NDHHS-DPH representing the DWSRF program, the U.S. Department of Agriculture-Rural Development (USDA – RD) for their water and wastewater grant and loan programs, the Nebraska Department of Economic Development (NDED) for the Community Development Block Grant (CDBG) program, and NDEQ for the CWSRF programs. Representatives from the staff of each agency meet monthly on an informal basis to discuss the progress of jointly funded projects and to identify the best options available for funding a new project. The WWAC reviews the project pre-application then advises the applicant which assistance provider(s) can best meet the project funding need. The common pre-application form and guidance are included in Appendix G. Project owners may also contact the individual agencies directly without going to the WWAC. It is important to note that the NDED relies on the ranking systems in this IUP as their initial step for determining the eligibility of a community for their grants.

Public Review, Participation, and Comments

The IUP and State Project Priority Planning Lists are subject to public review and comment in accordance with federal statute 40 CFR Part 35. The Department held a public hearing for the IUP and state Priority Lists at the regularly scheduled Environmental Quality Council meeting on June 14, 2016, in Norfolk, Nebraska to receive public input and Council approval. The draft IUP which includes the Project Priority Lists were made available 30 days prior to the hearing. A summary of the Department's responses to public comment and any public hearing testimony will be prepared and submitted to the EPA Region VII Administrator, along with the IUP and Priority Lists.

On March 3, 2016, the draft DWSRF SFY 2017 Priority Funding, Project Priority Planning, and Land Acquisition and Source Water Protection Priority Lists were presented, along with the proposed DWSRF Priority Ranking System, at the Public Forum held by the NDHHS-DPH in Lincoln, Nebraska. The final drafts of the DWSRF ranking system and project lists were again presented to and approved by the Governor's Advisory Council on Public Water Supply on March 18, 2016.

SECTION I

CLEAN WATER STATE REVOLVING FUND (CWSRF)

INTRODUCTION

The CWSRF was created to provide low cost financing for construction of publicly owned wastewater treatment works and nonpoint source control systems. For more information on eligibility please refer to NDEQ's Title 131, *Rules and Regulations for the Wastewater Treatment Facilities and Drinking Water Construction Assistance Programs*, Chapter 2, Eligible Use of Funds and Applicability of Federal Requirements.

Title VI of the federal Clean Water Act and Nebraska Title 131, Chapter 3, requires the State to propose an annual plan setting forth the manner in which the State intends to use the money available in the Clean Water State Revolving Fund (CWSRF). This document is the State of Nebraska's SFY 2017 CWSRF Intended Use Plan (IUP) covering the time period of July 1, 2016 through June 30, 2017. Title VI also requires that projects funded by the CWSRF be listed on the Project Priority Planning List. A priority system and the Project Priority Planning List are prepared in accordance with Title II, Section 216 of the federal Clean Water Act. The Project Priority Planning List and priority system are included with this IUP for approval action by the Environmental Quality Council (EQC). Potential CWSRF projects are selected from the Project Priority Planning List for funding by the CWSRF. This IUP is an integral part of the cycle of events carried out annually in administering the CWSRF program. The IUP serves as a basis for developing new capitalization grant payment schedules with the U.S. Environmental Protection Agency (EPA) Region VII Administrator. In addition, the IUP serves as a basis for assessing the State's performance in administering the CWSRF program. This document can be compared to the CWSRF Annual Report for a complete picture of what was planned versus what was accomplished over the year. Assurances and certifications contained in the Operating Agreement established between the NDEQ and the U.S. EPA Region VII are incorporated in this IUP by reference.

HIGHLIGHTS AND WHAT'S NEW FOR SFY 2017

- The loan interest rate remains at 1.5% (set on July 1, 2012), but may be adjusted if the market changes significantly. The interest rate charged during construction is currently 0.5%. For qualifying Green Project Reserve (GPR) projects, interest is set at 1.25%.
- The maximum Small Town Grant for an individual community is \$250,000.
- Project Planning Activities and Report Grants may be allocated up to \$45,000. The maximum Project Planning Activities and Report Grant amount to any individual entity is \$15,000.
- NDEQ received 328 Needs Surveys with a \$615 million need for SFY 2017 through the Needs Survey process compared to 262 projects and a \$569 million need identified for the SFY 2016 IUP. This year we included all of the communities in the Project Priority Planning List that submitted a Needs Survey even if they didn't have a project listed. In years past we only included the ones with projects.
- EPA communication as of April 1, 2016 on the FFY2016 CWSRF Capitalization Grant indicates Nebraska will be receiving \$6,803,000.
- The 2016 Capitalization Grant from EPA requires 10% of the grant to be subsidy/forgiveness. Subsidies will be capped at \$100,000 and/or a maximum of 50% of project cost, whichever is lower.
- The program continues to implement the Northbridge loan and grant tracking software purchased with the 4% set-aside funds from both CWSRF and DWSRF. This is in accordance with §81-15,151(1) Nebraska Revised Statutes and Title VI of the Federal Clean Water Act. The contract was let through EPA. Phases of the implementation have been completed and the final phases are to be completed in the next year.
- Legislative Bill 514 (LB 514) was signed by the Governor on February 13, 2014 for the creation of a Linked Deposit Program. The bill authorizes a process of working with private lending institutions to provide low interest loans for private uses such as septic tank repair and

replacement, certain livestock waste control facilities, and agricultural best management practices among others.

- Also included in LB 514 was a provision for refinancing previous debt used for the construction of wastewater treatment facilities. After the passing of Title 131 revisions, previous SRF loans or other eligible wastewater municipal debt would be eligible for refinancing.
- Title 131 was revised in SFY2016 to bring in the changes associated with refinancing and some of the changes from the June 2014 federal amendments. Amendments to Title 131 are planned to be presented to include the Linked Deposit Program at the next Environmental Quality Council.
- State statute amendments were proposed in SFY 2016 to include some of the changes from the June 2014 federal amendments. More changes to Title 131 are planned SFY2017 to include these statute updates.
- In addition to the October 1 bypass date for projects not selected on the funding list, a second bypass date of January 1 is set for nontreatment work projects to be funded. These bypass dates do not apply to any project that has been issued a Finding of No Significant Impact or Categorical Exclusion prior to the start date of this IUP.
- The entire list of communities (alphabetical) with identified needs, known as the Project Priority Planning List, can be found in Appendix B1. The Funding List is a subset of the Project Priority Planning List.
- The Median Household Income (MHI) that is determined from the American Community Survey five-year estimates has been updated. The 2010-2014 State MHI estimate is \$52,400.

I. CWSRF SOURCES AND USES OF FUNDS

The CWSRF has been created from a series of EPA Capitalization Grants and a required 20% State match provided through State general fund appropriations, Nebraska Investment Finance Authority (NIFA) public offered bond issues or private placements, and administrative fees. Match funding for the FFY 2016 Capitalization Grant is planned for July 2016, and the match for the FFY 2017 Capitalization Grant is planned for the July 2017 time period. Sources and uses of funds for the program two year planning period discussed in this IUP are summarized in the following table.

CWSRF SOURCES AND USES OF FUNDS

March 1, 2016 Estimate

SOURCES OF FUNDS	
Cash and unexpended prior grants	78,948,718
EPA FFY 2016 Capitalization Grant	6,803,000
NIFA/CWSRF Series 2016B Match Bonds	1,360,600
EPA FFY 2017 Capitalization Grant ⁽¹⁾	4,780,000
NIFA/CWSRF Series 2017B Match Bonds	956,000
June 15, 2016 Loan Repayments (Prin. and Int.)	5,954,012
SFY 2017 Estimated Loan Repayments (Prin. and Int.)	14,750,000
SFY 2018 Estimated Loan Repayments (Prin. and Int.)	17,400,000
SFY 2017 Estimated Administration Fees	1,290,000
SFY 2018 Estimated Administration Fees	1,530,000
2-Year Projected Interest on Fund Balance	2,000,000
TOTAL	\$135,772,330

USES OF FUNDS	
2016B Match Bond Payment	1,360,600
2017B Match Bond Payment	956,000
SFY 2017 Estimated Program Administration	960,500
SFY 2018 Estimated Program Administration	1,000,000
SFY 2017 Small Town Grants / Planning Grants	392,267
SFY 2018 Small Town Grants / Planning Grants	400,000
Current Loan Obligations	36,883,379
Green Project Reserve Funding List Loans	5,800,000
Funding List Loans	44,043,380
Planning List Loans	43,976,204
TOTAL	\$135,772,330

⁽¹⁾ The greater of 1% or \$100,000 was withheld from the State grant allocation and awarded separately for 604(b) water quality planning. Estimates are from the FFY 2017 President's Budget.

NDEQ intends to assist as many projects from the SFY 2017 Clean Water SRF Funding List as possible. Green Projects are included on the alphabetical listing in Appendix B1. Section III, Methods and Criteria for Distribution of Funds, contains additional discussion on the CWSRF project selection procedure.

II. LONG-TERM AND SHORT-TERM GOAL STATEMENTS FOR THE CWSRF PROGRAM

The federal Clean Water Act requires that the CWSRF fund balance be available in perpetuity to provide financial assistance to Nebraska municipalities for future pollution control needs. Nebraska's CWSRF program began in 1989 with an initial federal capitalization grant of \$4,773,100. Since that time, Nebraska has received 28 federal capitalization grants totaling \$209,368,921 (including the estimated FFY2016 grant). Nebraska is required to provide a 20% match for the federal capitalization grants. This has been done with a combination of \$300,000 general funds provided by the Legislature the first year, \$655,000 the second year, and with the proceeds of 16 NIFA bond issues. As of March 1, 2016, these combined funds, along with project loan repayment funds and interest earnings, have been used to make 280 loans to hundreds of Nebraska communities across the state. The CWSRF fund has grown to a net asset level of \$274 million with a cumulative loan award of \$507 million.

A. Long-Term Goals

1. Manage the Nebraska Clean Water State Revolving Fund (CWSRF) Program to fund projects which protect and improve the public health of the citizens of the state.
2. Protect and enhance Nebraska's water resources and the environment by providing affordable funding for eligible clean water projects.
3. Meet with municipalities, consultants, staff, other stakeholders, and the public every year to identify potential CWSRF projects and obtain their input regarding modifications or enhancements to the CWSRF program.

4. Encourage the incorporation of green infrastructure concepts and energy recovery, production, and conservation in CWSRF funded projects.
5. Encourage the federal government to continue annual CWSRF capitalization grants. Request annual EPA capitalization grants and provide state match in a timely manner.
6. Annually prioritize potential CWSRF projects in Nebraska according to the greatest chronic public health and environmental health concerns being addressed and their readiness to proceed with construction and implementation. Allocate available CWSRF funds to projects in a timely manner.
7. Pursue the development of a mechanism to evaluate and prioritize the most appropriate, affordable, and holistic, state, regional, and/or watershed-based solutions that address both point and nonpoint source water pollution problems.
8. Continue working with the U.S. Department of Agriculture-Rural Development and the Department of Economic Development Community Development Block Grant programs to provide affordable financing for municipal pollution prevention and control projects.

B. Short -Term Goals

1. Strive for the identification, assessment of, and increased participation by all potentially eligible CWSRF entities during the next development cycle.
2. Continue to evaluate the engineering feasibility and the financial assurance capacity of any potential CWSRF project seeking a state construction permit.
3. Revise Title 131 to include program requirements for implementation of a Linked Deposit Program and refinancing provisions in accordance with LB 514 (2014). This will allow assistance with nonpoint source impacts to waters of the State including but not restricted to: onsite systems, animal feeding operations, and water protection.
4. Revise Title 131 to include the clean water amendments signed by President Obama on June 10, 2014. This would include loans made for up to 30 years, additional eligibilities, and the modified definition of treatment works.
5. Identify projects that qualify for Green Project Reserve Funding.
6. Target available loan funds to high priority needs in order to encourage construction of the highest impact water quality and/or human health improvement projects.

III. METHODS AND CRITERIA FOR DISTRIBUTION OF FUNDS

Nebraska's proposed distribution of available funds is determined by use of the following steps:

1. Prepare the CWSRF Project Priority Planning List in accordance with Title II Section 216 of the Clean Water Act (CWA);
2. Use the CWSRF Project Priority Planning List to identify the potential CWSRF projects for placement on the CWSRF Funding List;

3. Develop the CWSRF Capitalization Grant Payment Schedule which will provide resources for making timely binding commitments to the projects selected for CWSRF assistance;
4. Provide for a process to add projects to the CWSRF Project Priority Funding List and to bypass projects on the Funding List; and
5. Fund CWSRF Projects by disbursing 100% of match funds prior to withdrawing federal capitalization funds.

A. Project Priority Planning List Preparation

The NDEQ CWSRF Program sends out an annual needs survey to municipalities and consulting engineers to identify projects eligible for funding under Title II Section 212 of the federal CWA and eligible nonpoint source pollution projects. Projects identified during the needs survey process are ranked in accordance with the priority ranking system (Appendix A1) and placed on the Project Planning List (Appendix B1). Projects from last year's Project Priority Planning List that are identified internally by NDEQ staff to still be in need are also ranked and included on the Project Priority Planning List. Priority ranking is completed in April. Projects submitted during the IUP public notice period may be added to the Planning List in the IUP hearing by action of the EQC. All survey submissions received after the due date of December 31st will be ranked with zero points; however, projects may still be eligible for funding after the bypass dates.

B. Identify Potential SRF Projects

Willingness of a community to participate in the CWSRF program and readiness to proceed are important considerations for funding; therefore, the Funding List of the potential CWSRF projects is not identical to the ranking order of the Project Priority Planning List. The potential CWSRF projects anticipated for funding in the FFY 2017 IUP are shown on the CWSRF Funding List. All other projects included in Appendix B1 are considered on the Project Priority Planning List. This includes potential CWSRF projects with lower priority or projects that may not be ready to proceed until later in the year.

From FFY 2010 through FFY 2014, federal funding required that a portion of the grant be used for additional subsidization and another portion be used for green infrastructure projects. The June 10, 2014 CWSRF amendments changed the additional subsidization requirements. It indicated that states may provide additional subsidization from 0% to 30% based on the amount of total capitalization grant appropriations for all states. However, the FFY 2016 grant still required that 10% of the grant be used for additional subsidization or \$680,300. The FFY 2016 federal funding also required no less than 10%, or \$680,300 of the grant funds to be used for green infrastructure projects. These requirements are further described in Section V.D and V.E. A separate Green Project Reserve Funding List shows projects that may qualify as green. The CWSRF Sources and Uses of Funds table identifies funding based on FFY 2016 and anticipated funding in FFY 2017. The planning portion of these lists is sized to obligate anticipated FFY 2017 funding if provided before the next IUP cycle.

Allocation of funds among potential CWSRF projects is a three-step process:

1. Potential CWSRF project sponsors are identified and contacted to determine project timing and level of interest in SRF funding. Those communities expressing a serious interest in proceeding under the SFY 2017 program are contacted regarding specific project scope, project timing, and funding needs, then tentatively listed for funding;
2. The sources and uses for the program funds are identified. The available funds are allocated to potential SRF projects for the Funding List until full allocation is reached. Potential CWSRF projects that are not quite ready to proceed, or of lower priority, are placed on the Project Priority

Planning List. Similarly, projects identified as green projects are placed on the Green Project Reserve Funding List; and

3. The Intended Use Plan that includes the Project Priority Planning List is placed on public notice, then submitted to, and approved by, the Environmental Quality Council in a public hearing process.

C. Develop CWSRF Capitalization Grant Payment Schedule

In order to prepare a payment schedule for receiving capitalization grant funds from EPA, binding commitment projections were made (i.e. signed loan contracts). The information in the CWSRF IUP Funding List was used to determine the payment amounts. The following table shows the estimated EPA CWSRF Capitalization Grant Payment Schedule.

CWSRF CAPITALIZATION GRANT PAYMENT SCHEDULE

Program Funding Year	SFY 2017 1Q FFY 2016	SFY 2017 2Q FFY 2017	SFY 2017 3Q FFY 2017	SFY 2017 4Q FFY 2017	SFY 2018 1Q FFY 2017	SFY 2018 2Q FFY 2018
Cap Grant Year	4Q	1Q	2Q	3Q	4Q	1Q
EPA FFY 2016	\$ 6,803,000					
EPA FFY 2017					\$ 4,780,000	
State Match	\$ 1,360,600				\$ 956,000	

D. Bypass Date and Changes to Funding List

Following the approval of the SFY 2017 IUP by the EQC, the CWSRF will use October 1 as the bypass date to help obligate available funds for treatment work projects. Projects on the CWSRF Funding List will have priority funding reserved until the October 1 bypass date. After the October 1 bypass date, NDEQ will provide financial assistance, subject to availability of funds, to the highest priority projects that are ready to proceed from the Funding List, the Planning List, or any entity identified in this IUP that are treatment work projects.

Following the approval of the SFY 2017 IUP by the EQC, the CWSRF will use January 1 as the bypass date to help obligate available funds to nontreatment work projects. After the January 1 bypass date, NDEQ will provide financial assistance, subject to availability of funds, to the highest priority projects that are ready to proceed from the Funding List, the Planning List, or any entity identified in this IUP.

The interagency Water and Wastewater Advisory Committee (WWAC) reviews common pre-applications for water and wastewater infrastructure funding once a month. This committee discusses funding options for projects, providing grant and loan funds from various funding agencies such as the United States Department of Agriculture’s Rural Development program (USDA-RD) and the Nebraska Department of Economic Development’s (NDED) Community Development Block Grant program (CDBG), as well as NDEQ’s Clean Water State Revolving Loan Fund. The USDA and NDED provide funding to communities with the highest priorities, many of which are included on the CWSRF Funding List. The highest priority projects that are ready-to-proceed will be considered for funding prior to the bypass dates when funding commitments are made by these other agencies to projects on the Funding List, when a project on the Funding List indicates that they do not plan to proceed, or when additional funds become available for allocation to projects.

Projects that have been issued a Finding of No Significant Impact (FNSI) or Categorical Exclusion (Cat Ex), but will not be able to close a loan prior to the end of SFY 2016 will be considered in progress. Projects in progress in SFY 2016 will be able to close loans prior to the October 1 and January 1 bypass dates, under the terms noted in the SFY 2016 IUP (except interest rate) unless the SFY 2017 funding list or bypass criteria provide better financing alternatives before that date.

As authorized by Title 131, the Director may suspend the provisions of the IUP and prioritize available funds to meet critical public health and environmental needs resulting from a natural or manmade disaster requiring the activation of the State Emergency Operations Plan, or to meet the requirements of funds that are available to the program unexpectedly.

Nebraska, like much of the United States, has wastewater infrastructure needs related to aging pipes, failing and inefficient treatment plants, and/or increased energy costs. Two-thirds of Nebraska's communities are losing population while seeing the existing population increase in age, making them less capable of handling the expense of large wastewater treatment projects. New water quality discharge requirements, such as lower ammonia limits, have put even more pressure on Nebraska's small systems to update their systems. Today, many of the wastewater projects being planned and built make use of newer technology which could reduce operation and maintenance costs and/or energy needs, especially for small systems. With these facts in mind, Appendix B1-a is included in the IUP; it lists all communities that may still have undocumented needs. Being included in this IUP and on this list does not mean the community will need, seek out, or receive funding from the CWSRF; but it does recognize the community's possible future needs.

IV. ADDITIONAL INFORMATION AND REQUIREMENTS

A. *Administrative Fees*

An annual fee of **up to 1%** is charged against the outstanding principal on loans to meet the long term administrative costs of the CWSRF program. These fees are not included in the loan principal. The Director may waive this fee during construction, except on projects that only receive interim financing during construction. Fees collected in addition to principal and interest, which are not deposited as loan repayments, are considered "income received by the grantee" or "program income."

On October 9, 2012, the Director signed a policy to allow variable fees on large loans. The cost of administering a loan is typically the same whether a loan is small or large. The policy was put into place to reduce the 1% administrative fee for loans between \$15,000,000 and \$30,000,000 linearly to 0.5%. Above \$30,000,000 the administrative fee would be flat at 0.5%. If a project is atypical, the Director may choose to not allow a reduced administration fee.

Administrative fees can be used to accomplish the long-term and short-term goals of the CWSRF program and for other eligible water quality related purposes. In addition, the fee on a loan made from leveraged bond proceeds may be set to reflect the cost of issuing bonds and management of the leveraged loan portfolio. Fees will be assessed on a semi-annual basis and billed at the same time invoices for principal and interest are mailed.

The June 10, 2014 Federal Water Pollution Control Act amendments allow for additional options in determining the amount of administration funds that can be utilized from the capitalization grant. Prior to these amendments, the NDEQ was only allowed up to 4% of the capitalization grant. Any amount not utilized in the 4% could be banked for potential future use from subsequent capitalizations grants. The amendments now allow states to use the greatest of 4% of all grant awards, \$400,000 per year, or 1/5% per year of the current valuation of the fund.

For SFY 2017, the program will continue to utilize the 4% for CWSRF program administration and bank the remainder for potential future use. The activities may include program costs for NDEQ for day-to-day program management activities, other costs associated with debt issuance, financial management,

consulting, engineering, and support services necessary to provide a complete program. Administrative costs are mostly paid out of the program's Administration Cash Fund for the year, with the exception of some engineering costs. In addition, the program is implementing Northbridge loan and grant tracking software purchased with the 4% set-aside funds from both CWSRF and DWSRF. The contract was let through EPA. The following provides a summary of the banked 4% set-aside authority since the inception of the CWSRF.

CWSRF BANKED AUTHORITY

<u>Cap Grant Year</u>	<u>Banked Authority</u>	<u>Cap Grant Year</u>	<u>Banked Authority</u>	<u>Cap Grant Year</u>	<u>Banked Authority</u>
1989	\$330	1999	\$0	2009 ARRA	\$801,800
1990	\$0	2000	\$0	2009	\$0
1991	\$12,000	2001	\$0	2010	\$250,480
1992	\$0	2002	\$2,692	2011	\$139,498
1993	\$0	2003	\$13,080	2012	\$0
1994	\$0	2004	\$0	2013	\$117,676
1995	\$0	2005	\$0	2014	\$117,646
1996	\$149,290	2006	\$0	2015	\$84,280
1997	\$18,839	2007	\$0	2016	\$72,120
1998	\$9,516	2008	\$0		
Total Banked Authority					\$1,789,247

B. CWSRF Market Loan Rate

The CWSRF market loan rate determination procedure is described in the CWSRF program regulations (Title 131 – *Rules and Regulations for the Wastewater Treatment Facilities and Drinking Water Construction Assistance Programs*) and is based on the cost of obtaining money for the Fund and on public finance market rates. The CWSRF market rate will be set at **1.5%** for the SFY 2017 IUP unless there is a significant change in the bond interest rates available through the public finance market. The market rate for Green Project Reserve (GPR) projects will be **1.25%**. The Director may adjust the market rate of interest in response to changing public finance market conditions. The actual interest rate charged on each loan will be determined under the procedures described in Appendix C.

C. Terms

Repayment of loans will generally be based on a level payment amortization schedule with full amortization within 20 years of the initiation of operation. Loan recipients may request stepped payments or terms of less than 20 years. Loan recipients may make payments early and in excess of their payment schedule. No prepayment is allowed within the first five years of the loan if the loan recipient has received Forgiveness and/or a Small Town Grant. Principal and interest schedules will be adjusted accordingly.

D. Refinancing

Refinancing allows sewer system debt, including previous SRF loans, to be refinanced if the debt was incurred after March 7, 1985. Sewer system debt that was not previously financed by SRF must have followed all of the SRF requirements at the time it was constructed. For example, Davis-Bacon requirements do not apply to refinancing of projects that had completed construction prior to October 30, 2009. Refinancing will be allowed for all communities who have a high Assessing Wastewater Infrastructure Needs (AWIN) sustainability risk factor. The refinanced interest rate and administration fee will be at the current rates identified in this IUP. Refinanced projects will not be eligible for Loan Forgiveness or Small Town Grants and may only refinance once every five years. The term length will not exceed 20 years from the initiation of operation and there must be at least five years of payment left to refinance a loan. Refinancing will be contingent upon approval of the amendments into Title 131.

E. Water Quality Planning

Section 604(b) of the Clean Water Act provides for \$100,000 or 1% of the CWSRF allotment, whichever is greater, to be used to carry out water quality management planning under Sections 205(j) and 303(e) of the Clean Water Act. Section 604(b) funds are provided through a grant application process separate from the CWSRF capitalization grant process. The Clean Water Act Amendments of 1987 amend Section 205(j)(3) and direct the State to consider allocating up to 40% of the allotment to regional public comprehensive planning organizations and appropriate interstate organizations unless the Governor, with approval of the EPA Regional Administrator, agrees that less than 40% should be allocated.

The NDEQ has notified appropriate organizations of the pass-through provision. The Department did not receive any applications from appropriate organizations for water quality. The 205(j)(1) funds will be used for water quality planning on a statewide basis. The Governor has submitted a proposal to the EPA Region VII Administrator for allocation of these resources.

F. Emergency Loan Assistance

The Department will consider applications for emergency loan assistance in the case of catastrophic failure of existing facilities, causing a public health or environmental threat in accordance with Title 131, Chapter 3, Section 005. The NDEQ may provide funding for emergency projects at any time, subject to availability of funds and aside from the adopted Funding and Planning Lists.

G. Amendments to the IUP

NDEQ may vary from the IUP without additional public participation when/if:

- It is determined to be minor; or
- It is in line with the bypass provisions; or
- An emergency assistance need is realized; or
- Unanticipated additional funds become available for loans and grants.

Any changes such as these may be reported in the Annual Report to EPA.

H. Audits and Reporting, EPA, and Environmental Requirements

Nebraska's CWSRF program is committed to transparency and accountability. To that end, program information noted in Intended Use Plans, Annual Reports, and other program materials are available upon request or through NDEQ's website (<http://deq.ne.gov>). Project milestones and information are reported to EPA through the Project Cost and Benefits Reporting database (CBR) and the Clean Water SRF National Information Management System (NIMS). CWSRF Projects will be funded by disbursing 100% of match funds prior to withdrawing federal capitalization funds. An independent audit of the program is conducted annually by the State Auditor of Public Accounts office. Finally, all projects with estimated costs of \$25,000 or greater that receive federal funds are subject to reporting under the Federal

Funding Accountability and Transparency Act (FFATA). Beginning with the FFY 2011 Capitalization Grant, FFATA ensures that the public can access information on all recipients through <https://www.usaspending.gov>.

All potential CWSRF funded projects receiving loans from funds directly made available by capitalization grants and identified as Clean Water Section 212 projects must comply with the federal "cross-cutting" provisions (federal laws and authorities that apply by their own terms in federal financial assistance programs). The June 10, 2014 CW amendments added an Architectural and Engineering procurement requirement beginning October 1, 2014. Architectural and Engineering Services, as defined in the amendments and guidance, include feasibility studies, preliminary engineering, design, engineering, mapping, surveying, and construction management. If federal funds are utilized for projects that do not have Architectural and Engineering contracts, or Architectural and Engineering contracts funded by the CWSRF, then no action is required beyond reporting this in the IUP and Annual Report.

Federal cross cutting authorities, FFATA, Architectural and Engineering procurement, signage, and sub-recipient monitoring requirements associated with the receipt of more than \$750,000 in federal funds from any source during the fiscal year may be assigned to several projects where an equivalent amount of the capitalization grant is disbursed. The following have been targeted for the receipt of federal funds and therefore, potential sub-recipient monitoring: Dakota City, Omaha, and York.

A National Environmental Policy Act (NEPA) like environmental review process has also become a requirement of all loans that are considered treatment works with the June 2014 CW amendments. The review will be conducted in accordance with 40 CFR 35.3140(b)(1) through (5) to ensure compliance with the Clean Water Act, Section 511(c)(1). The process culminates in the issuance of a Finding of No Significant Impact (FNSI) or a Categorical Exclusion (CatEx) for each potential CWSRF project prior to closing on loan contract documents. The FNSI and CatEx serve as the SRF's commitment to fund a project with current loan terms; however, the funding commitment expires one year after the document is issued unless a longer time frame is identified in the FNSI or CatEx. Additionally, the FNSI or CatEx expire five years after the date of issuance as in accordance with NEPA.

A continuing EPA requirement to address Environmental Results under EPA Assistance Agreements will be met by the inclusion of a summary or copy of this information in the Annual Report.

All CWSRF projects are required to comply with the Civil Rights Act of 1994 and related anti-discrimination laws. The FFY 2010 appropriation required that CWSRF loans contain provisions that all laborers and mechanics working for contractors and sub-contractors be paid at the prevailing wage rates, commonly referred to as Davis-Bacon wage determinations. Davis-Bacon was a continued requirement for funding the federal government programs for FFY 2013 through FFY 2015. The June 2014 CW amendments have now codified the Davis-Bacon wage determination beginning October 1, 2014. It requires the application of Davis-Bacon prevailing wage rates to all wastewater treatment work projects funded in whole or in part by the CWSRF. Davis-Bacon applies to construction contracts over \$2,000 and their subcontractors (regardless of subcontract amount). To ensure compliance with these requirements, NDEQ will verify that the correct wage determinations are being included in the bid specifications and/or construction contracts. NDEQ will also provide assistance recipients with the specific EPA Davis-Bacon contract language that is to be included in bid specifications and/or contracts, and forms for the recipient to document compliance with the Davis-Bacon provisions based upon a review of weekly payrolls.

Davis-Bacon requirements do not apply to refinancing of projects that have completed construction prior to October 30, 2009. Davis-Bacon requirements only apply to projects that are considered treatment works and therefore will not apply to the proposed Linked Deposit Program.

The Consolidated Appropriations Act of 2014 (Public Law 113-76) included an "American Iron and Steel (AIS)" requirement that required the CWSRF assistance recipients to use iron and steel products that were produced in the United States for projects for the construction, alteration, maintenance, or repair of a public water system or treatment works if the project was funded through an assistance agreement executed beginning January 17, 2014, through October 1, 2014. The June 10, 2014 CW amendments

have now codified the American Iron and Steel requirement. American Iron and Steel only applies to projects that are considered wastewater treatment works.

The June 2014 CW amendments also included an Architectural and Engineering procurement (described above), Fiscal Sustainability Plan, Cost and Effectiveness analysis, and a requirement to establish an Affordability Criteria. Fiscal Sustainability Plans apply to the repair, replacement, and/or expansion of a treatment work project whose application was received on or after October 1, 2014. A Fiscal Sustainability Plan describes how a wastewater treatment facility owner will fund the creation, acquisition, operation, maintenance, rehabilitation and disposal of assets to meet an owner's established level of service with the least overall cost from startup, operation, and end of life. The plans must include energy and water efficiency improvements. The Cost and Effectiveness analysis applies to all municipalities or intermunicipals, interstates, or State recipients who submit an application on or after October 1, 2015. A Cost and Effectiveness analysis evaluates the design approaches that meet an owner's performance requirements while maximizing the potential for water and energy efficiency to the extent practicable. The Affordability Criteria had to be established by September 30, 2015 to assist in identifying municipalities that would experience a significant hardship raising revenue necessary to finance a project. The criteria must include income, unemployment data, population trends, and other data determined relevant by the Department. The criteria and procedures are described in Appendix F.

V. CWSRF GRANTS

A. Project Planning Activities and Report Grant

The Department is reserving a minimum of \$45,000 from the Administration Cash Fund for Project Planning Activities and Report (PPAR) grants and other financial assistance under this section during SFY 2017. Additional funds may be provided dependent on availability of funds and demand for planning assistance.

PPAR grants may be provided to municipalities with populations of 10,000 or fewer inhabitants which demonstrate serious financial hardship. Municipalities must indicate on the annual CW Needs Survey that a Facility Plan, Preliminary Engineering Report, or Study is desired and the wastewater treatment facility project must be identified on the CWSRF Project Priority Planning List in Appendix B1. Municipalities must also not have received a PPAR grant in the previous five years. After July 1, the Department will inform municipalities if they are eligible for PPAR grants. PPAR grants may be provided for up to 90% of the eligible project cost. The Department will limit the maximum amount of PPAR grant funds to \$15,000 per project. If more grant applications are received than the amount of funds available, the grants will be awarded to the communities with the highest Needs Survey priority points.

The Department may also provide financial assistance through a PPAR grant for projects to investigate low-cost options for achieving compliance with the Clean Water Act, to encourage wastewater reuse, and conducting other studies for the purpose of enhancing the ability of communities to meet the requirements of the Clean Water Act. The Department is not providing any funds for this activity during SFY 2017; however, municipalities may submit proposals to the Department for funding consideration under a future IUP.

B. Small Town Grant

Small Town Grants are made concurrent with loans to qualifying communities of 10,000 population or fewer and are subject to availability of funds. The total of Project Planning Activities and Report Grant and Small Town Grant must not exceed 35% of the previous year's administrative fee receipts. The Department will limit the maximum amount of small town grants to \$250,000 per project. Projects are prioritized based on type of project and financial hardship. The Small Town Grant program allocation procedure is further described in Appendix E. A portion of the funds reserved for Small Town Grants may

be used for Project Planning Activities and Report Grants provided under paragraph A, Section V above if planning demand is high and Small Town Grant money is available.

C. Emergency Grant

The Department has authority to provide Emergency Grant funding from the Administration Cash Fund. Emergency Grant funding will be administered in accordance with Title 131, Chapter 3, Section 006, and Chapter 9. Such grants shall not be used for routine repair or maintenance of facilities, and may be combined with a loan. To date, no Emergency Grants have been awarded.

D. Loan Forgiveness

The June 2014 CW amendments specify a state may provide additional subsidization in a fiscal year if the total amount appropriated for making capitalization grants to all states exceeds \$1,000,000,000. Then states may use up to 30% of the total amount received in their capitalization grant for additional subsidization. If in a fiscal year, the amount appropriated for making capitalization grants to all states exceeds \$1,000,000,000 by a percentage that is less than 30%, then the percentage above \$1,000,000,000 should be used in place of 30%. However, the FFY 2016 grant requirement states that 10% of the capitalization grant must be used for additional subsidization. The Department chooses to provide additional subsidization in the form of loan forgiveness up to a maximum of \$100,000 per project. The Department will reserve up to \$680,300 (10% of the capitalization grant) for forgiveness to be used for additional subsidization. The Department's power and authority to distribute the additional subsidization is an existing authority under the Nebraska Environmental Protection Act §81-1504(4) and the Wastewater Treatment Facilities Construction Assistance Act §81-15,150. Together, these statutes allow the Department to accept and expend federal grants for projects described in these references.

The June 2014 CW amendments also require States to develop affordability criteria to assist in identifying applicants that would have difficulty financing projects without additional subsidization. The criteria must be based on income, unemployment data, population trends, and other data determined relevant by the State. The CWSRF may provide this subsidization in the form of loan forgiveness to qualifying communities that meet the requirements described in Appendix F. With forgiveness, the loan recipient will not be required to repay that portion of the principal as loan forgiveness under the terms and conditions of the loan contract. At the time of the loan closing, all current Intended Use Plan conditions are in effect and past IUP conditions are not available to the loan recipient.

E. Green Project Reserve (GPR)

EPA has required or encouraged states to fund "green" projects. Typically, green infrastructure projects include water or energy savings or efficiency measures, storm water management, or other innovative concepts to save water or energy. Green infrastructure projects for possible funding include the following: Creighton, Long Pine, and Superior. Should the above mentioned projects fail to proceed or qualify as green infrastructure, the Department will make a continued effort to solicit additional qualifying projects. Every effort will be made to fund the required 10% reserve amount during this IUP cycle. GPR loans will be funded at 1.25% to help encourage qualifying projects.

VI. LEVERAGED OR POOLED BOND ISSUES

Many communities are anticipating large capital expenditures associated with combined sewer separation, storm sewer, interceptor sewers, wastewater treatment plant upgrades, and nonpoint source control projects in FFY 2017 and beyond. Many of these projects are listed in the Intended Use Plan. In order to have the ability to meet the anticipated needs, the Department proposes to have the ability to borrow funds through NIFA bond issues by leveraging the existing Clean Water State Revolving Loan Fund. The CWSRF fund has about \$274 million in net assets, and has a \$5.4 million annual revenue

stream capable of supporting or securing leveraged bond issues, in addition to repaying the required 20% match bonds issued by NIFA. The Department is required to obtain EQC authorization prior to NIFA issuance of any leveraged bonds.

Leveraged bonds may be issued for any municipality or group of municipalities with eligible needs that meet program requirements but are otherwise unable to obtain CWSRF loans due to availability of funds or their position on the priority list. Each leveraged bond issue will be designed as a self-supporting issue. The loan or loans made out of the proceeds from a leveraged bond issue will be designed to support that issue. The revenue from all of the other loans in the program may be used as a credit enhancement or supplemental pledge to improve the bond rating and lower interest rates on the leveraged bonds.

The interest rate charged to communities included in the leveraged pool will be based on the interest rate of the leveraged bonds. Also, the cost of issuance, as well as the cost of administration, will be considered in assessing administrative fees on these loans.

The Department has been considering leveraging and reserves the right to leverage in SFY 2017.

VII. SOURCE WATER PROTECTION AREA and WATER METER PROJECTS

Projects associated with Source Water Protection areas are qualified for funding under nonpoint source eligibilities in the Clean Water State Revolving Loan Program and may be on the CWSRF priority list. In addition, the list of projects for Source Water Protection areas, which may be funded through the Source Water Protection set-aside under the Drinking Water State Revolving Fund (DWSRF) Program, is provided in Section II. Source Water Protection area projects which are listed in Section II need not be listed on the CWSRF priority list to be eligible for funding. The CWSRF will consider funding Source Water protection area projects from DWSRF Section II of this document after the CWSRF January 1 bypass date, and subject to availability of funding.

The DWSRF program in the past has funded drinking water meter projects out of the DWSRF Green Project Reserve. Green Project Reserve is no longer required under the DWSRF 2016 capitalization grant. Water meter projects are also an eligible item under the CWSRF, and several have been funded, incidental to larger CWSRF funded projects. The CWSRF program will consider funding water meter projects at the request of NDHHS-DPH from CWSRF Green Project Reserve funds after the CWSRF bypass date of October 1, dependent on the availability of funds. Forgiveness funding for those water meter projects, if available, will be offered under the same conditions provided by the DWSRF, which is set at a 20% forgiveness ceiling level.

VIII. LINKED DEPOSIT PROGRAM

With the passage of LB 514 in 2014, the Department is updating Title 131 so the agency can implement a Linked Deposit Program. This program is available to public or private entities for the construction, rehabilitation, and enhancement of nonpoint source control systems. The CWSRF will partner with eligible lending institutions that will provide low interest loans to borrowers. Under a linked deposit loan program, the State agrees to deposit funds into an account with the eligible lending institution and the lending institution agrees to provide a loan to a borrower at a reduced interest rate below common market rates. No more than \$2,000,000 shall be used for the new Linked Deposit Program, if funded in SFY 2017. The \$2,000,000 is not a set-aside, so if these funds are available they may also be used for CWSRF loans. The type of nonpoint source control system projects include:

1. On-Site Wastewater Projects - provide loans to homeowners to replace inadequate septic systems. New systems are reviewed by NDEQ and loans are made through participating lenders through a linked deposit arrangement.

2. Local Water Protection Projects - address soil, sediment, and nutrient control practices on agricultural land. NDEQ works with the local Natural Resource Districts to review the projects were completed adequately and the loans are made through participating lenders through a linked deposit arrangement.
3. Livestock Water Quality Facilities Projects - assist livestock producers with manure management plans, structures, and equipment. Medium and small facilities not requiring a National Pollutant Discharge Elimination System permit are eligible. These projects will be reviewed by the NDEQ Agriculture Section and the loans are made through participating lenders through a linked deposit arrangement.

The Linked Deposit Program will be contingent upon approval of the amendments into Title 131.

2017 CWSRF PROJECT PRIORITY FUNDING LIST

Priority Points	Community	ACS 2010-2014 Est. MHI	NPDES ID#	US Census 2010 Est. POP	Project Description(s)	Project Est. Cost	SRF Est. Funding
69	Alma	\$36,563	NE0041335	1,133	Sludge Removal; Sewer Main Repairs; Manhole Rehab; Replace Force Main Under Highway	\$300,000	\$300,000
102	Dakota City	\$59,875	NE0024236	1,919	Sewer Interceptor & New Treatment Plant; Odd Fellows Lift Station Upgrades; Broyhill North and South Lift Station Replacements	\$6,828,180	\$6,828,180
125	Firth	\$53,438	NE0112241	590	Clean Lagoons; Rip Rap Lagoons; Replace Fence Around Lagoons; Lift Station Improvements; Sanitary Sewer Insepction and Repair / Replacement	\$950,000	\$950,000
110	Gilead	\$35,000	NE0129712	39	Construct expansion of exisiting complete retention lagoon system	\$250,000	\$250,000
146	Omaha	\$48,751	NE0133680	408,958	Saddle Creek Retention Treatment Basin; Missouri River WWTP Improvement Phase B2; Minne Lusa Stormwater Tunnel	\$273,500,000	\$15,000,000
68	Stanton Cnty SID #1 - Woodland Park	\$56,071	NE0112356	1,866	Peak Flow Detention Basin; Sewer Line Repairs	\$800,000	\$800,000
93	York	\$48,622	NE0040932	7,766	Manhole Rehabilitation; 2 Blocks of New Main; Lift Station Upgrade; New treatment plant	\$19,915,200	\$19,915,200
TOTALS:						\$302,543,380	\$44,043,380

(1),(2),(3),(4) CW Needs Survey can be carried forward for up to four years if the project is in process. The number behind the community name indicates the number of years it has been carried forward from the prior year(s).

* Behind the priority points indicates communities that were in mid-process and therefore were carried over from the prior year.

2010 U.S. Census Bureau estimated resident population, published by American Fact Finder

2010-2014 American Community Survey (ACS) estimates, published by U.S. Census Bureau

2017 CWSRF GREEN PROJECT RESERVE (GPR) FUNDING LIST

Priority Points	Community	ACS 2010-2014 Est. MHI	NPDES ID#	US Census 2010 Est. POP	Project Description(s)	Project Est. Cost	SRF Est. Funding
108	Creighton	\$36,176	NE0021253	1,154	Sewer line repairs (I/I Issues) \$780,000; BAR Screen/Fine screen \$150,000; GRIT Removal Process \$75,000; Clean Out Digester \$25,000; Clean Out Aeration Tank \$25,000; Sewer Cleaning/CCTV \$20,000	\$1,075,000	\$1,075,000
115	Long Pine	\$31,806	NE0113344	305	Construct new land application lagoon system	\$1,100,000	\$1,100,000
87	Superior	\$35,846	NE0023809	1,957	continue slip line sewer mains \$2,400,000; Upgrade plant to comply w/December 2015 NPDEQ Permit \$1,000,000; Upgrade plant lighting to LED \$200,000; Prepare a PER for NPDES Compliance & Potential Nutrient Limits \$25,000	\$3,625,000	\$3,625,000
TOTALS:						\$5,800,000	\$5,800,000

(1),(2),(3),(4) CW Needs Survey can be carried forward for up to four years if the project is in process. The number behind the community name indicates the number of years it has been carried forward from the prior year(s).

* Behind the priority points indicates communities that were in mid-process and therefore were carried over from the prior year.

2010 U.S. Census Bureau estimated resident population, published by American Fact Finder

2010-2014 American Community Survey (ACS) estimates, published by U.S. Census Bureau

SECTION II

DRINKING WATER STATE REVOLVING FUND (DWSRF)

INTRODUCTION

The DWSRF was created to provide low cost financing for construction of publicly or privately owned public water systems. For more information on eligibility, please refer to NDEQ's Title 131, Chapter 2, Eligible Use of Funds and Applicability of Federal Requirements.

Section 1452 of the Safe Drinking Water Act (SDWA) and Title 131, Chapter 3, NDEQ, require the state to prepare an annual plan setting forth the manner in which the State intends to use the monies available in the DWSRF. This is Nebraska's SFY 2017 Intended Use Plan (IUP) covering the time period of July 1, 2016 through June 30, 2017. This IUP is an integral part of the cycle of events carried out annually in administering the SRF programs. The IUP serves as a basis for developing grant payment schedules with the U.S. Environmental Protection Agency Region VII Administrator prior to awarding new capitalization grants to the State. In addition, the IUP serves as a basis for assessing the State's performance in administering the SRF programs. This document can be compared to the Annual Report to EPA for a complete picture of what was planned versus what was accomplished over the year. This IUP includes the DWSRF Priority Ranking System and Project Priority Lists provided by the Nebraska Department of Health and Human Services, Division of Public Health (NDHHS-DPH) in Appendix A2 and B2 respectively, the Interest Rate System in Appendix C and Disadvantaged Community loan forgiveness information in Appendix F. Assurances and certifications contained in the Operating Agreement established between the NDEQ, the NDHHS-DPH and the U.S. Environmental Protection Agency, Region VII, are incorporated in this IUP by reference.

HIGHLIGHTS AND WHAT'S NEW FOR SFY 2017

- The plan for SFY 2017 is to continue to blend existing and recycled funds with the FFY 2016 capitalization grant to provide loan forgiveness to the majority of projects in accordance with the disadvantaged community program described in Appendix F. The forgiveness amounts will have a cap of 20% for all eligible project costs on projects that address public health needs or those projects shown on the Funding List. Further, up to 25% forgiveness may be provided for projects that remedy or avoid an Administrative Order (A.O.) issued by NDHHS-DPH.
- The most recent Federal appropriation requires that iron and steel products produced in the United States be used in DWSRF projects, funded prior to October 1, 2016.
- The program interest rate is 2% as of April 1, 2016; this rate will remain the same this year.
- NDHHS-DPH has identified 344 projects with a \$706 million need this year compared to 344 projects and a \$927 million need identified in the SFY 2016 IUP.
- The financial evaluation criteria for project evaluations were done using the 2010 Census population results and median household income data from the 2010 through 2014 American Community Survey five year estimates published by the U.S. Census Bureau.
- The program is switching to an updated loan tracking software as described in a following section under DWSRF Administration Expense (4%) set-aside.
- The 1% administration fee charged on all loans may be reduced for past DWSRF loan recipients. Up to a 0.25% reduction in fees on new loans up to the prior borrowed amount, or up to a 0.5% reduction for the communities which have current outstanding loan balances.

I. DWSRF SOURCES AND USES OF FUNDS

The DWSRF is being created from a series of EPA capitalization grants, a required 20% state match from state general fund appropriations, the program’s Administration Cash Fund, and Nebraska Investment Finance Authority (NIFA) public offered bond issues. The FFY 2014 Capitalization Grant was bond matched, and the FFY 2015 Capitalization Grant was cash matched. The FFY 2016 Capitalization Grant will also be cash matched using Administrative Cash Fund Fee funds in a manner similar to that completed for the 2009 grant, supplemented with Short-Term Bond proceeds. Sources and uses of funding in the program years discussed in this IUP are summarized below. There are also some funds remaining in set-asides from prior year grants. (See Section IV.D.)

DWSRF SOURCES AND USES OF FUNDS

March 1, 2016 Estimate

SOURCES OF FUNDS	
Cash and unexpended prior grants	83,236,067
EPA FFY 2016 Capitalization Grant	8,312,000
State 2016 Cash Match	1,662,400
EPA FFY 2017 Capitalization Grant	9,825,000
State 2017 Cash Match	1,965,000
June 15, 2016 Loan Repayments	3,219,551
SFY 2017 Loan Repayments	8,111,138
SFY 2018 Loan Repayments	8,344,704
2-Year Projected Interest on Fund Balance	4,000,000
TOTAL	\$ 128,675,860
USES OF FUNDS	
Small System Technical Assistance 2016	166,240
Small System Technical Assistance 2017	196,500
Source Water Protection 2016	425,000
Source Water Protection 2017	625,000
Public Water System Program Admin 2016	1,234,500
Public Water System Program Admin 2017	1,234,500
Current Loan Obligations	36,926,596
Funding List Loans	44,005,367
SFY 2017 Planning List Loans	43,862,157
TOTAL	\$ 128,675,860

SOURCES AND USES OF ADMINISTRATION CASH FUNDS

March 1, 2016 Estimate

SOURCES OF FUNDS	
Cash Balance	1,257,783
June 15, 2016 Fee Receipts	502,862
SFY 2017 Fee Receipts	1,034,859
SFY 2018 Fee Receipts	1,056,425
2-Year Projected Interest on Fund Balance	100,000
TOTAL	\$ 3,951,929
USES OF FUNDS	
Program Administration SFY 2016/2017	700,000
Program Administration SFY 2018	500,000
Grant Cash Match SFY 2016/2017	1,000,000
Grant Cash Match SFY 2017/2018	1,000,000
PROJECTED ADMIN FUND BALANCE	\$ 751,929

Note: The Administration Cash Fund may also be used for unanticipated disbursements of Planning and/or Source Water Protection Grants, and for Forgiveness assistance in accordance with DWSRF State Statute.

Section 1452 of the SDWA authorizes states to set-aside funds to implement provisions of the SDWA. Discussion on the planned utilization of these set-asides follows.

The DWSRF Administration Expense (4%) set-aside may be used for DWSRF program administration. These activities may include program costs for both NDEQ and NDHHS-DPH for day-to-day program management activities and other costs associated with debt issuance, financial management, consulting, and support services necessary to provide a complete program. In addition, technical assistance to public water systems can be funded from this set-aside. Administrative costs will be paid out of the program's Administration Cash Fund for this year. This set-aside authority will be reserved for potential future use from subsequent capitalization grants. The following is the 4% Set-Aside – Reserved Authority:

- FFY 2008 Cap Grant \$325,800
- FFY 2009 Cap Grant \$200,800
- ARRA Cap Grant \$780,000
- FFY 2010 Cap Grant \$542,920
- FFY 2011 Cap Grant \$376,720
- FFY 2013 Cap Grant \$336,840
- FFY 2014 Cap Grant \$353,800
- FFY 2016 Cap Grant \$332,480

Total Reserved Authority \$3,249,360

The program is implementing Northbridge loan and grant tracking software purchased with the 4% set-aside funds from both the CWSRF and DWSRF. The contract was let through EPA. A total of \$105,440 will be used from the FFY 2015 4% set-aside as in-kind funds for completion of that software contract.

The Small System Technical Assistance (2%) set-aside may be used to provide technical, financial, and managerial assistance to Public Water Systems serving 10,000 or fewer persons. This will be accomplished through contracts with organizations with expertise in dealing with small systems and will be coordinated by the NDHHS-DPH. For this set-aside, the DWSRF plans to allocate the full 2% funding amounts from the FFY 2016 grant, a total of \$166,240, and from the FFY 2017 grant, when made available. Further, it is planned that Nebraska's 2% Team will continue to develop initiatives from guidance issued in EPA's Drinking Water Infrastructure Sustainability Policy through DHHS-DPH's Capacity Development Stakeholders meetings for implementation in the SFY 2017 program.

FFY 2016 Cap Grant \$176,900

Total Authority \$176,900

Under the Local Assistance & Other State Programs (15%) set-aside, NDEQ and NDHHS-DPH will allocate \$50,000 for Capacity Development and \$100,000 for Source Water Protection program administration from FFY 2016 funds. The program proposes to allocate \$275,000 from FFY 2016 funds for planning grant, security grant and source water protection activities, described in detail in subsequent sections. Dependent upon the grant conditions, it is planned that \$625,000 from the FFY 2017 funds and from unexpended historical allocations of this set-aside will be used for similar activities.

Typically, the State may use up to a total of 10 percent of a capitalization grant for the Public Water Supply Program (PWSP) Administration (10%) set-aside, but must provide a one-to-one dollar-for-dollar state match as required by the SWDA Section 1452(g)(2). NDHHS-DPH uses a combination of the following to meet the match requirement for the 10 percent set-aside:

- A credit from the general funds provided for the match of FFY 1993 PWSP grant;
- A credit from the additional general funds provided by the State for the PWSP grant in FFY 1993 (i.e. overmatch);
- Current year general funds allocated to the PWSP, not used for match to the PWSP grant;
- Cash contributions in the form of income from fees received to perform analyses at the State laboratory for Public Water Systems (PWSs), for review of plans, and for operator certifications; and,
- Expenditures that may be made by the State for source water protection activities that could be eligible as an in-kind services credit.

These sources for match and the final totals of the general funds and cash contributions will be documented in the Set-Aside Work plan and Annual Report submissions. All sources for match will be in place prior to the use of funds from this set-aside. For SFY 2015, the one-to-one dollar-for-dollar match amount available was \$2,404,357.

This year, the PWSP will use \$831,200, the full amount of the 10% set-aside from the FFY 2016 grant, plus \$403,300 of the authority that had been previously reserved from past capitalization grants, for a total of \$1,234,500 from the FFY 2016 grant. The following is the 10% Set-Aside - Reserved Authority from past grants:

ARRA Cap Grant	\$1,029,200
FFY 2010 Cap Grant	\$607,300
FFY 2011 Cap Grant	\$191,800

Total Reserved Authority \$1,828,300

Thus with the additional \$403,300 allocation, the amount associated with the ARRA Cap Grant is decreased to \$625,900, leaving a new overall reserved amount of \$1,425,000.

Lastly, the PWSP plans to use at least the full 10% amount from the FFY 2017 grant, when available.

The DWSRF intends to provide at least the minimum of \$1,662,400 in loan forgiveness funding from the FFY 2016 grant, and blend it with leftover forgiveness assistance from past grants to provide just over \$2.4M in forgiveness assistance during the SFY. Forgiveness funds will be targeted primarily to the highest ranked eligible projects on the Priority Funding Lists, those that address public health needs, or are needed to address critical capacity development concerns. Forgiveness assistance will be provided at the time a disbursement request is processed.

The SFY 2017 program will rely on the existing disadvantaged community forgiveness criteria described in Appendix F, except for continuing the policy change to the 20% forgiveness ceiling level will be in effect for allocating the remainder of the FFY 2014 through FFY 2016 grant forgiveness funding, and up to 25% forgiveness cap for projects that remedy a NDHHS-DPH issued Administrative Order (A.O.) or avoid an A.O. by turning off supply wells (See Appendix A2).

Finally, forgiveness funding as part of a sponsorship program may be offered to all DWSRF funded projects that include a new water supply well(s) phase or rely on innovative planning to avoid a water treatment alternative. If a community is pursuing a treatment alternative with DWSRF funding, they may submit a plan prepared by a professional engineer based upon innovative techniques that could help the community avoid implementing the treatment alternative as a means of returning to compliance. The plan will require approval from DHHS-DPH, but at the discretion of the DHHS-DPH, may be eligible for reimbursement through forgiveness funding up to an overall 50% level, should it be determined the plan is acceptable to DHHS-DPH.

Additional loan forgiveness in an amount not to exceed 65% of the revenue from administrative fees collected in the prior fiscal year may be provided in SFY 2017 from the Administration Cash Fund, if the proposed forgiveness allocations from the Capitalization Grants are not sufficient, or if at the discretion of NDHHS-DPH, a state source of forgiveness funding is required for a project. In such cases, the additional forgiveness will also be counted as part of the required 20% match of the Capitalization Grant. All levels of forgiveness will be reported in the Finding of No Significant Impact Statement or Categorical Exclusion, whichever is issued for a project, before the loan agreement is signed.

II. LONG-TERM AND SHORT-TERM GOAL STATEMENTS FOR THE DWSRF PROGRAM

The overall goal is to assist Public Water Systems (PWSs) in protecting the health and welfare of Nebraskans by helping to assure safe, adequate, and reliable drinking water through the provisions of the Nebraska Safe Drinking Water Act administered by NDHHS-DPH.

A. Long-Term Goals

1. Management intends to administer the DWSRF fund so its revolving nature is assured in perpetuity in order to provide a source of continuing financial assistance to PWSs for future drinking water needs. It is our intent to request EPA capitalization grants and obtain state match in a timely manner, and to allocate match and recycle funds to projects in a timely manner.
2. To survey systems for drinking water infrastructure needs in order for NDHHS-DPH to maintain a database for making program decisions, and to evaluate user charges on a regular basis.
3. To protect the public health by maximizing funding towards high priority projects.
4. To promote cost-effective water projects which consider several alternatives and include a cost-effectiveness analysis comparing the appropriateness of the alternatives.
5. To ensure that facilities are physically separated to the greatest extent possible from water or land areas which contain high levels of materials which are harmful to humans.

6. To maintain a program that will consider the long-term viability of PWSs.
7. To provide loan assistance at the lowest reasonable interest rates.
8. To coordinate with the U.S. Department of Agriculture-Rural Development and the Nebraska Department of Economic Development-Community Development Block Grant programs to provide affordable financing for public drinking water needs.
9. Insuring the fund's purchasing power in perpetuity requires balancing the need for fund growth at the rate of inflation experienced in the construction industry versus the desire to provide loans at low interest rates. The fund and loan interest rates and cost of borrowing the state match will be examined annually to evaluate the fund net growth and determine the reasonableness of loan interest rates. Management practices will be reviewed and modified annually to assist in achieving the growth goals.
10. To progress toward incorporating source water protection best management practices into public water supply operations.

B. Short -Term Goals

1. Continue to attract customers to the program with low interest rates.
2. To commit available loan funds to as many of the highest priority projects as possible.
3. To assist systems which need to upgrade or construct new drinking water projects to attain and/or maintain compliance with the provisions of the Nebraska Safe Drinking Water Act and the regulations adopted there under.
4. To assist systems in meeting required drinking water quality standards. This includes giving priority to systems with compliance deadlines established by the NDHHS-DPH.
5. To work with systems in need of technical, financial, and managerial assistance.
6. To address critical public health needs identified by the Public Water Supply Program (PWSP) administered by NDHHS-DPH.
7. To provide at least 15% of the DWSRF capitalization funds for loans to small systems with populations less than 10,000. It is estimated that at least 40.5% of the loans closed in SFY 2017 will be made with small systems.
8. To continue revisions of source water delineations and complete the transition from source water assessments to protection activities, utilizing the source water protection set-aside for granted projects.
9. Will evaluate whether to amend the ranking system criteria to address impacts to PWSs from extreme weather events (i.e., drought, flood, etc.), based on recently issued EPA guidance.

III. METHODS AND CRITERIA FOR DISTRIBUTION OF FUNDS

Nebraska's proposed distribution of available funds was determined by use of the following steps:

- (A) State identified set-aside amounts as authorized by the SDWA;
- (B) NDHHS-DPH identified and ranked projects in accordance with the Priority Ranking System (Appendix A2);
- (C) Funding Lists were prepared by NDHHS-DPH in accordance with established readiness to proceed criteria; and
- (D) NDEQ developed a DWSRF capitalization grant payment schedule to provide resources for making timely binding commitments to the projects selected for DWSRF assistance.

A. Set-Aside Utilization

The State intends to utilize the authorized set-asides as described in Section I DWSRF Sources and Uses of Funds; see Section I for a narrative description.

B. Identify Priority Projects

The Priority Ranking System was used to prioritize and establish the funding order for DWSRF projects, in conjunction with Readiness to Proceed Criteria developed and adopted by NDHHS-DPH (Appendix A2). Through the annual DWSRF stakeholder process, the intent of the Readiness to Proceed criteria is to identify those projects most likely to receive funding during the fiscal year based upon the information provided by the PWSs (or their engineers). Those projects are shown on the SFY 2017 DWSRF Project Priority Funding Lists. The Planning and Land Acquisition Lists were prepared in accordance with the established ranking system.

C. Identify How Funds Will Be Allocated

The DWSRF Project Priority Funding Lists presents those projects anticipated for funding in the SFY 2017 IUP cycle. Allocation of funds among eligible projects was a multiple step process.

1. NDHHS-DPH initiated the annual Public Water Supply State Fiscal Year Drinking Water Needs Survey to identify PWSs expressing interest in the DWSRF program and those who wished to be placed in the SFY 2017 DWSRF IUP.
2. The DWSRF Sources and Uses of Funds identify levels of funding. The funding allocation was checked to ensure that at least 15% of the funds were allocated to small systems serving fewer than 10,000 persons.
3. Both the Priority Ranking System and Project Priority Funding and Planning Lists developed by NDHHS-DPH were presented for comment at a Public Forum on March 3, 2016.
4. The system and lists were presented for discussion and approval at the Governor's appointed Advisory Council on Public Water Supply on March 18, 2016.
5. The Final Priority Ranking System and Project Priority Funding and Planning Lists were submitted to and approved by the Chief Executive Officer, NDHHS-DPH.
6. The IUP was submitted to the Environmental Quality Council for approval in a final public hearing process.

D. Develop DWSRF Payment Schedule for State Capitalization Grant

In order to prepare a Payment Schedule for receiving Capitalization Grant funds, projections were made of binding commitments (e.g., signed loan contract). The information in the funding lists (source and amount of funding) was used to determine the DWSRF Payment Schedule shown below.

DWSRF CAPITALIZATION GRANT PAYMENT SCHEDULE

Program Funding Cap Grant Year	SFY 2017 1Q FFY 2016 4Q	SFY 2017 2Q FFY 2017 1Q	SFY 2017 3Q FFY 2017 2Q	SFY 2017 4Q FFY 2017 3Q	SFY 2018 1Q FFY 2017 4Q
FFY 2016	\$8,312,000				
FFY 2017					\$9,825,000
Match	\$1,662,400				\$1,965,000

Note: Match will be deposited into the Fund before the State receives capitalization grant payment from EPA.

E. Develop Disbursement (Outlay) Schedule for DWSRF Program Projects

EPA uses this schedule along with the schedules from the other states' programs to project their own cash flow needs. The actual binding commitment (a signed loan contract) will include an anticipated outlay schedule. Schedules from all projects are cumulated to project the DWSRF's total cash flow needs. The DWSRF will disburse all required state match prior to any federal drawdowns from the FFY 2016 grant, except for the set-aside use that occurs without state match payment.

F. Bypass Date and Changes to Project Lists

Projects that receive 85 or more priority points are assigned high priority status on the Project Priority Planning List. Funds available in SFY 2017 are not sufficient to fund all of the high and low priority status projects listed on the Project Priority Planning List presented in Appendix B2. The NDHHS-DPH will follow the protocol described below to assure that high priority status projects are given initial bypass priority. SFY 2017 Funding List projects will have funds reserved until the initial bypass date of October 1, 2016. Any high priority status project can be funded during the remainder of the SFY, if funds remain. The second bypass date is January 1, 2017. Following that date, any low priority status project can be funded prior to June 30, 2017, if funds remain. Following each bypass date, DWSRF will offer loan assistance for those projects ready to proceed in priority order down the Project Priority Planning List, until all remaining available project funds have been obligated. Amendments to existing loans can be closed at any time under the original loan agreement terms (except interest rate), unless upgrading to the SFY 2017 program criteria provides a better financing alternative.

The Interagency Water and Wastewater Advisory Committee reviews common pre-applications for water and wastewater infrastructure funding once a month. This committee assesses the suitability of providing grant and loan funds from various funding agencies, such as the United States Department of Agriculture's Rural Development program (USDA-RD) and the Nebraska Department of Economic Development's (NDED) Community Development Block Grant program (CDBG), as well as the DWSRF. The USDA-RD and NDED typically provide funding to those projects already included on the Priority Funding Lists. In ranked order down the funding lists, those projects ready to proceed will be transferred from the Funding to the Planning Lists prior to the bypass dates, if funding commitments are made by

these other agencies to funding list projects, when a funding list project indicates that they do not plan to proceed, or if additional funds become available for allocation to projects.

Projects that are moving forward but will not be able to close a loan prior to the end of the current SFY will be considered to have obligated funds if the loan applicant has held a public hearing or meeting and/or a Finding of No Significant Impact (FNSI) has been issued or a Categorical Exclusion (CatEx) has been signed and issued by the NDEQ Director. These actions shall be considered to constitute a binding commitment with the community for a DWSRF loan. The binding commitment will expire at the end of SFY 2018. PWSs with binding commitments issued in SFY 2016 will be able to close loans prior to the October 1st or January 1st bypass dates, under the terms noted in the SFY 2016 IUP (except interest rate) unless the SFY 2017 funding list or bypass criteria provide better financing alternatives before those dates. The PWS may request an extension of one year for the binding commitment if unforeseen circumstances occur and prevent the PWS from closing the loan.

To meet critical public health needs resulting from a natural or manmade disaster which may or may not activate the State Emergency Operations Plan, the Chief Medical Officer of NDHHS-DPH may request the Director of NDEQ to bypass the order of priority projects listed in the IUP and to prioritize any remaining available funds for eligible drinking water projects.

Land Acquisition, Source Water Protection Area, and Water Meter Projects listed on the SFY 2017 IUP may be funded in accordance with the Source Water Protection Area and Water Meter Projects, Part VII of Section I, CWSRF. Land Acquisition, Source Water Protection Area, and Water Meter projects may be funded after the CWSRF bypass date, subject to availability of CWSRF funding. In addition, dechlorination projects listed under the CWSRF ranking list may be funded as DWSRF low-priority projects after the January 1, 2017 bypass date, should funds remain available. Further, if a nonpoint source project funded under the CWSRF has DWSRF eligible-only funding phases, those phases will be funded at the interest and fee rates issued under the CWSRF, to the level allowable by regulation.

High priority status projects will be carried forward for up to three years in the IUP if the criteria resulting in the system's priority ranking remains in effect. All remaining Low Priority status projects will be carried forward for up to three years in the IUP if the system has a Preliminary Engineering Report on file with the NDHHS-DPH. Projects that have been carried forward for three years must resubmit the annual Public Water Supply Needs Survey form in order to be re-ranked to maintain their priority status. All PWSs were offered the choice of not to be included on the SFY 2017 IUP if the system selected that option on the needs survey form.

IV. ADDITIONAL INFORMATION AND REQUIREMENTS

A. Administrative Fees

Nebraska will continue to use the DWSRF Administration Cash Fund to cover administrative program costs this fiscal year. To meet the long term administrative needs of the program, an annual fee of up to 1% is charged against the outstanding principal on loans. However, the 1% administration fee charged on all loans may be reduced for past DWSRF loan recipients. Up to a 0.25% reduction in fees on new loans up to the prior borrowed amount, or up to a 0.5% reduction for the communities which have current outstanding loan balances. These fees are not included in the loan principal. Fees collected in addition to principal and interest that are not deposited as loan repayments are considered "income received by the grantee" or "program income." For the FFY 2016 Capitalization Grant, it is estimated that administrative fees collected on Capitalization Grant loans that is considered to be program income will amount to approximately \$332,480.

This fee is figured on a semiannual basis and billed when loan principal and interest payments are due. The fee will be applied to all loans in accordance with Title 131, Chapter 8, and the loan agreement. The fee is deposited into an account separate from the DWSRF accounts and is used for administrative costs. It is planned that revenue from fees will be used in part to provide the Capitalization Grant match for the

FFY 2016 and 2017 Capitalization Grants. Further, the Administration Cash Fund may be used for loan forgiveness and/or planning/source water protection grant funds.

B. DWSRF Market Loan Rates

The DWSRF market loan rate determination procedure is described in the SRF program regulations (Title 131), and is based on the cost of borrowing money for the DWSRF and on public finance market rates. The SRF market rate will be set at 2% for the SFY 2017 IUP unless there is a significant change in the bond interest rates available through the public finance market. The Director may adjust the rate of interest in response to changing public finance market conditions. The actual interest rate charged on each loan will be determined under the procedures described in Appendix C.

C. Terms

Repayment of loans will generally be based on a level payment amortization schedule with full amortization of a typical loan in 20 years. Several opportunities for changing the loan terms are provided under provisions in Appendix C. No prepayment is allowed within the first 5 years of the loan term if the loan recipient has received Forgiveness assistance.

D. Financial Status of DWSRF

Estimate as of March 1, 2016

Since 1997, the EPA provided the State fifteen federal capitalization grants totaling \$166,369,726 and an ARRA grant for \$19,500,000. The State, in turn, provided \$33,351,867 from cash, general funds, and bond proceeds to meet the 20% match requirements. On March 1, 2016, the DWSRF has \$92,604,458 in outstanding loans and \$36,926,526 in loan and forgiveness obligations.

Administrative expenses of the DWSRF program are paid out of fees charged on loans. Loan fees are deposited in the DWSRF Administration Cash Fund. The program collected \$991,220 fees in SFY 2015, and incurred \$505,986 in expenses for program administration. The DWSRF Administration Cash Fund balance is \$1,257,783. In SFY 2017, cash from the Administration Cash Fund, supplemented with Short-Term Bond proceeds, will be used as match for the FFY 2016 grant. It is planned that the FFY 2017 grant will be matched similarly. All match will be deposited into the Fund before the State receives Capitalization Grant payments from the EPA. Administrative Cash Fee collection in SFY 2017 should increase to about \$1,034,859, and program administration expenses should remain around \$500,000.

Capitalization grants from federal appropriations provided prior to FFY 2013 are entirely expended. The 2%, 10%, and 15% set-asides from future grants will be used as described in Section II, I. DWSRF Sources and Uses of Funds. Set-aside balances as of March 1, 2016 from the FFY 2013 Capitalization Grant and later are as shown in the following table.

SET-ASIDE BALANCES

CAPITALIZATION GRANT	2% SET-ASIDE	10% SET-ASIDE	15% SET-ASIDE	LOANS	BALANCE
2013	\$0	\$0	\$48,415	\$0	\$48,415
2014	\$122,241	\$0	\$313,211	\$1,408,013	\$1,843,465
2015	\$0	\$206,401	\$525,000	\$6,922,060	\$7,758,901

E. Emergency Loan Assistance

Applications for emergency loan assistance in the case of catastrophic failure of the PWS or unforeseen threats of contamination to the source water supply will be considered by the Department in accordance with Title 131, Ch. 3.004.02. NDEQ may provide funding for emergency projects at any time, subject to availability of funds and project approval by NDHHS-DPH, and notwithstanding the adopted Funding Lists. It must be documented that the emergency jeopardizes the PWS's ability to provide an adequate supply of safe drinking water on a continuous basis. Approval of the project to resolve the emergency must be obtained from NDHHS-DPH.

F. Amendments to the IUP

NDEQ and/or NDHHS-DPH may vary from the IUP without additional public participation when/if:

- It is determined to be minor; or
- It is in line with the bypass provisions; or
- An emergency assistance need is realized; or
- Unanticipated additional funds become available for loans and grants.

Any changes such as these may be reported in the Annual Report to EPA.

G. Audit and Reporting, EPA, and Environmental Requirements

Nebraska's DWSRF is committed to transparency and accountability. To that end, program information noted in Intended Use Plans, Annual Reports, and other program materials are available upon request, or for the IUP, through NDEQ's website (<http://deq.ne.gov>). Project milestones and information are reported to EPA through the Project and Benefits Reporting (PBR) database and the Drinking Water SRF National Information Management System (DWNIMS). Further, an independent audit of the program is conducted annually by the State's Auditor of Public Accounts office. Finally, projects with estimated costs of \$25,000 or greater that receive federal funds are subject to reporting under the Federal Funding Accountability and Transparency Act (FFATA), per EPA issued guidance. Beginning with the FFY 2011 Capitalization Grant, FFATA ensures that the public can access information on all recipients through <https://www.usaspending.gov>.

It is the program's intent to assist as many projects from the SFY 2017 Funding Lists (Appendix B2) as possible with the loan and forgiveness funds. Fifteen percent (15%) of total funds available shall also meet the requirements for small system priority as established in the Federal statute and discussed in the NDHHS-DPH's Priority Ranking System (Appendix A2).

NEPA-like environmental review requirements, Federal cross cutting authorities, FFATA, signage, and sub-recipient monitoring requirements associated with the receipt of more than \$750,000 in federal funds from any source during the fiscal year may be assigned to several projects where an equivalent amount of the capitalization grant is disbursed. For the current IUP cycle the communities of Aurora, Fairbury, Kearney, Milford, and Springfield will be targeted for receipt of these funds.

EPA's appropriations require the application of Davis-Bacon prevailing wage rates to all projects funded in whole or in part by the DWSRF. Davis-Bacon applies to construction contracts over \$2,000 and their subcontractors (regardless of subcontract amount). To ensure compliance with these requirements, NDEQ will confirm that the correct wage determinations are being included in the bid specifications and/or construction contracts. NDEQ will also provide assistance recipients with the specific EPA Davis-Bacon contract language that is to be included in bid specifications and/or contracts, and forms for the recipient to document compliance with the Davis-Bacon provisions based upon a review of weekly payrolls.

All DWSRF projects with funds directly made available by Capitalization Grants must comply with the Federal "cross-cutting" authorities, which are Federal laws and authorities that apply by their own terms in Federal financial assistance programs. All projects are also required to undergo a State Environmental

Review Process, and are required to comply with the Civil Rights Act of 1964 and related anti-discrimination laws.

The Consolidated Appropriations Act of 2016 (Public Law 114-113) includes an "American Iron and Steel (AIS)" requirement that requires the DWSRF assistance recipients to use iron and steel products that are produced in the United States for projects for the construction, alteration, maintenance, or repair of a public water system or treatment works if the project is funded through an assistance agreement executed before September 30, 2016. It is possible this requirement will be extended to September 30, 2017.

H. *Disadvantaged Community*

Additional assistance for Disadvantaged Communities through loan forgiveness will utilize the Affordability (Disadvantaged) Criteria provided in Appendix F. Additional assistance of loan terms up to 30 years will be available to communities which have a Median Household Income (MHI) less than or equal to 120% of the State MHI, using the 2010-2014 American Community Survey (ACS) data set published by the U.S. Census Bureau.

Forgiveness funds will be targeted to the highest priority eligible projects on the Priority Funding Lists until all designated funds are obligated. The SFY 2017 program will rely on the existing disadvantaged community forgiveness criteria, except that a policy change to a 20% forgiveness ceiling amount will remain in effect for allocating the remainder of the FFY 2015 and all of the FFY 2016/7 funds to projects that address public health issues. Lastly, an increase to a 25% forgiveness ceiling may be allowed for projects that will remedy NDHHS-DPH A.O.s plus for those communities that avoid A.O.s (See Appendix A2).

Exceptions to the 20% forgiveness amount, up to a 50% level, may be allowed where funding of projects are a collaborative effort between the DWSRF and USDA-RD programs, and where ARRA funding from either program is being or has been obligated to the project. This policy is a continuation of policy implemented during the DWSRF-ARRA program in accordance with guidance provided by the EPA. This may also be allowed for DWSRF-ARRA sub-recipients where it has been determined by NDHHS-DPH that the ARRA funded project in part resulted in the need for another project. This policy will also be extended to those systems that implemented projects as a result of an Emergency Order issued by NDHHS-DPH.

V. DWSRF GRANTS

The following sections apply for the set-aside funding authorized under the past Capitalization Grants, except as specifically noted for the planned FFY 2016 set-asides, and should the FFY 2017 Capitalization Grant become available during SFY 2017.

A. *PWS Security Grants*

NDHHS-DPH PWS Security Grants activity may be funded with \$275,000 from the Drinking Water 15% Set-aside during SFY 2017. The intent of this grant is to provide funds to public water systems (PWSs) serving a population of 10,000 or fewer to improve the security of public water supplies. Eligible PWSs must:

- A. Be a political subdivision with a population of 10,000 or fewer;
- B. Have a Public Water System Emergency Response Plan that has been approved by NDHHS-DPH;
- C. Have attended a workshop regarding potential biological, chemical, and terrorism threats that affect PWS, and;
- D. Provide a 10% match to improve the protection of PWSs.

The maximum amount of the grant is \$10,000. The PWS Security Grant may include, but is not limited to, installing entry/intrusion alarm systems, hardened locks, fencing, lighting, etc. The grants will be funded on a first come first serve basis. NDHHS-DPH may send a letter to all eligible PWSs on or shortly after July 1, 2016, advising the PWSs of the availability of the grants and the application process. The work plan submitted to EPA for the Capitalization Grant for the PWS Security Grant activity may include some costs for program administration.

B. Planning Grants

Planning Grant activity will not be funded from the FFY 2016 15% set-aside in SFY 2017, as there is a backlog of unused funds that may not conform with EPA’s ULO policy. Planning Grants will still be available, based upon evidence that the eligible PWS has entered into a contract with a professional engineer to develop a preliminary engineering report (PER). Planning Grants are intended to provide financial assistance to PWSs for PERs for projects seeking funding through the Water Wastewater Advisory Committee (WWAC) common pre-application process. The WWAC Common Pre-application is provided in Appendix F. Any award of such a grant to a PWS shall contain a requirement that the PER be submitted to NDHHS-DPH for review and approval. Planning grants shall be awarded to PWSs based upon the following criteria:

- A. The PWS has received an Administrative Order or other enforcement action through the NDHHS-DPH;
- B. The PWS is a single well system due to the loss of a production well(s) to avoid an Administrative Order or other enforcement action through the NDHHS-DPH;
- C. The PWS is a multiple well system and has lost two or more production wells to avoid an Administrative Order or other enforcement action through the NDHHS-DPH, or;
- D. All remaining PWSs that have projects with high priority status, ranked in priority order.

The systems assigned priority points will be used for ranking within each of the listed categories. Where two or more projects may receive the same total number of priority points, ties shall be broken when adequate funding for the planning grants is not available. The tie breaking criteria within each of the four categories will be based on the PWS’s MHI, with the lowest MHI ranked highest. Funds under this program will be provided for PWS and Regional PWS Planning Grants.

Further, the program may dedicate funds for a two or three grant pilot program, wherein non-public health projects that are deemed likely ready to proceed with construction are offered planning grant funds. The purpose will be to assist in augmenting the above-noted criteria to include funding for non-public health projects on a permanent basis.

To qualify for a Planning Grant, a PWS must meet the following criteria:

- A. Their project must be listed on the DWSRF IUP Priority Planning List; and
- B. The applicant must be a political subdivision with a population of 10,000 or fewer.

The grant will be up to 90 percent of the PER and other eligible costs, and will require 10 percent matching funds from the PWS; however, such grant is not to exceed a maximum of \$15,000 in federal funds.

Regional Planning Grants will be provided where a Regional PWS, either existing or proposed, will have a project that will address present or prevent future violations of health-based drinking water standards and the regional PWS will not be privately owned. The proposed Regional PWS will have their project on the Priority Planning List or will supply water to a PWS that has a Priority Planning List project to qualify for funding. To be eligible for a Regional Planning Grant, the initial scope of a Regional PWS must be to provide a supply of potable water to a minimum of three community PWSs. Regional Planning Grants will be up to 80 percent of the cost of the PER, or other eligible costs, and will require 20 percent matching funds from the PWS; however, such grant is not to exceed a maximum of \$25,000 in federal funds. If

applicable, Regional Planning Grants will be ranked based on the ranking of the PWSs that will be supplied water by the regional system.

The work plan submitted to EPA for the Capitalization Grant for Planning Grant activities may include some costs for program administration.

C. Source Water Protection Grants Program

Source Water Protection Grant activity will not be funded from the FFY 2016 15% set-aside in SFY 2017, as there is a backlog of unused funds that may not conform with EPA's ULO policy. Source Water Protection Grants will still be available for proactive projects geared toward protecting Nebraska's drinking water supplies and will address drinking water quality, quantity, and/or education.

Eligible applicants are political subdivisions with a population of 10,000 or fewer, which operate a PWS. The Request for Proposal (RFP) for these grants is issued in the spring of each year. Previous grantees and other eligible applicants are sent notices and the RFP can be viewed online at <http://deq.ne.gov>.

Eligible projects will provide long-term benefits to drinking water quality or quantity, or the education of the public using the water system. Grants cannot be used to purchase land or for the sole purpose of developing a Source Water or Wellhead Protection Plan.

DWSRF RANKED PROJECT PRIORITY FUNDING LIST

PROJECT RANK	PRIORITY POINTS	PUBLIC WATER SYSTEM	PWS NUMBER	POP.	PROJECT DESCRIPTION	EST. PROJECT COST	PRINCIPAL FORGIVENESS %	FORGIVENESS AMOUNT
1	FNSI	Fairbury, City of	NE3109507	3942	Treatment due to Nitrates w/Transmission Mains, Replace Pumps & Mains	\$5,920,000	20.00%	\$1,184,000
2	FNSI	Laurel, City of	NE3102705	964	Blending Transmission Main due to Selenium, Loop Mains & Replace Meters	\$831,750	35.00%	\$291,113
3	FNSI	Aurora, City of	NE3108101	4479	Replace Well due to Nitrates	\$1,000,000	19.28%	\$192,800
4	FNSI	Springfield, City of	NE3115301	1529	Replace Well lost due to Nitrates & Loop Mains	\$1,875,000	20.00%	\$375,000
5	FNSI	Riverdale, Village of	NE3120710	182	Backup Well & Replace Mains	\$635,000	19.89%	\$126,302
6	CatEx	Kearney, City of	NE3101906	30787	Replace Meters (GPR)	\$1,338,000	0.00%	\$0
7	135	Milford, City of	NE3115907	2090	Replace Well(s) w/Blending Transmission Main & Replace Distribution Mains	\$1,500,000	20.00%	\$300,000
8	135	Hastings, City of	NE3100101	24907	Replace Wells lost due to Nitrates, Rehab Wells & Replace Mains	\$3,325,000	0.00%	\$0
9	70	West Knox RWD - SFY 2014	NE3120348	1587	New Wellfield w/Transmission Main, Storage, Pump Station Improvements & Meters to Supply Center & Niobrara	\$2,426,433	0.00%	\$0

Nebraska State Revolving Fund | 2017

PROJECT RANK	PRIORITY POINTS	PUBLIC WATER SYSTEM	PWS NUMBER	POP.	PROJECT DESCRIPTION	EST. PROJECT COST	PRINCIPAL FORGIVENESS %	FORGIVENESS AMOUNT
10	60	Fort Calhoun, City of	NE3117907	908	Redundant Interconnection w/RWD, Loop & Replace Mains, Replace Meters	\$733,700	0.00%	\$0
11	60	Metropolitan Utilities District	NE3105507	600354	Partial Rehab of WTP, Loop & Replace Mains, Repaint Tanks, and Replace Meters	\$6,552,655	0.00%	\$0
12	30	Giltner, Village of	NE3108103	352	Replace & Loop Mains	\$250,000	0.00%	\$0
13	30	Lincoln, City of	NE3110926	258379	New Collector Well, Replace/Rehab Wells, Repaint Reservoirs, Replace Mains & Meters	\$14,977,829	0.00%	\$0
14	15	Atkinson, City of	NE3108905	1245	Repaint Tower, Rehab Well & Replace Meters	\$230,000	0.00%	\$0
15	15	Ord, City of	NE3117501	2112	Replace Mains	\$850,000	0.00%	\$0
16	15	Plattsmouth, City of	NE3102501	6502	Replace Clarifier, Mains & Meters, Rehab Wells	\$740,000	0.00%	\$0
17	15	Winside, Village of	NE3118105	427	Rehab Well, Replace Mains & Meters	\$320,000	0.00%	\$0
18	0	Gretna, City of	NE3115303	4441	Consolidate the Flying J water system due to sustainability concerns.	\$500,000	0.00%	\$0
Total Estimated Costs						\$44,005,367		\$2,469,214

NOTES: DRAFT LIST SUBJECT TO CHANGE PER PENDING FEDERAL FISCAL YEAR 2017 PROGRAM APPROPRIATION
 SFY 2014, 2015 OR 2016 - PROJECT CARRIED OVER FROM STATE FISCAL YEAR 2014, 2015 OR 2016 INTENDED USE PLAN

PWS - PUBLIC WATER SYSTEM
 RWD - RURAL WATER DISTRICT

A.O. - ADMINISTRATIVE ORDER
 FNSI - FINDING OF NO SIGNIFICANT IMPACT (OR PENDING FNSI)

ALL LISTED PROJECTS PER SFY 2017 PRIORITY RANKING SYSTEM
 WTP - WATER TREATMENT PLANT

GPR - GREEN PROJECT RESERVE ELIGIBLE
 CatEx - CATEGORICAL EXCLUSION

LAND ACQUISITION SOURCE WATER PROTECTION PROJECT PRIORITY LIST

PRIORITY POINTS	PUBLIC WATER SYSTEM	PWS NUMBER	POP.	ESTIMATED COST
200	Edgar, City of	NE3103505	498	\$60,000
185	Lodgepole, Village of	NE3103304	318	\$250,000
160	Chappell, City of	NE3104901	929	\$250,000
155	Aurora, City of	NE3108101	4479	\$1,000,000
145	Oxford, Village of	NE3106502	779	\$250,000
135	Holdrege, City of	NE3113705	5495	\$250,000
135	Ogallala, City of	NE3110102	4737	\$150,000
130	Imperial, City of	NE3102902	2071	\$1,280,000
120	Madison, City of	NE3111916	2438	\$300,000
60	Syracuse, City of	NE3113104	1942	\$250,000
Total - Land Acquisition and Source Water Protection				\$4,040,000

APPENDIX A1

CWSRF PROJECT PRIORITY RANKING SYSTEM

The State is responsible for the determination of priority given to construction of publicly owned treatment works and preparation of a State Project Priority List under Title II, Section 216 of the Federal Clean Water Act.

The Priority Ranking System shall be used to rank the projects on the State Project Priority List. Priority ranking for the projects is based on total points awarded for the following eight categories. The greater the total number of points, the higher the ranking. The tie breaker will be used when necessary as described below. Communities that were in mid-process will be automatically carried forward from the prior year. All late survey submissions will be ranked with zero priority points; however, projects may still be eligible for funding after the bypass dates.

Category 1. PROJECT BENEFIT

This category incorporates several factors, including the type of project and the relative level of the impact on the environment. Points for only one benefit shall be awarded. When a project has more than one significant benefit, the benefit with the highest point value shall be used. In addition to the priority points awarded according to the following schedule, projects shall receive five supplemental benefit priority points for regionalization if the project includes the consolidation of wastewater collection and treatment systems owned and operated by two or more communities.

Benefit:	System Code:	Priority Points:
Elimination of raw or primary waste discharge	A	35
Separation of combined sewers	B	35
Public health benefit by elimination of frequent sewer backups or septic tank system – drinking water well spacing conflicts	C	35
Municipal wastewater collection and treatment system to replace on-site treatment systems	D	30
Remediation or protection of drinking water supply in zone of influence of municipal well field	E	30
Replacement or upgrade of wastewater treatment system to assure compliance with secondary treatment standards (TSS & BOD)	F	30
Disinfection of wastewater effluent	G	25
Replacement or upgrade of wastewater treatment system to meet water quality based permit limits (Ammonia, E-coli & PH)	H	25
Remediation of ground water at landfill site	I	25
Sludge stabilization	J	25
Storm water management	K	20
Addition or repair of wastewater collection system or lift station	L	20
Beneficial reuse (Gray water reuse, land apply line & equipment, etc...)	M	20
Water quality enhancement for a Nonpoint Source project	N	20
Water conservation	O	15
Other benefits	P	5

Category 2. BENEFICIAL USE AND CLASSIFICATION OF RECEIVING WATERS

This category addresses the receiving water that is impacted or potentially impacted by the existing situation and that would be enhanced or protected by the proposed project. Points for only one beneficial use or one ground water classification shall be awarded. The applicable use or classification with the highest point value shall be utilized. Some projects may impact both surface water and ground water, but only the primary receiving waters shall be considered. Points for wastewater treatment and collection systems to replace existing septic tank systems shall be based on the ground water classification, unless extensive discharges to surface waters are documented. Points for improvements to existing complete retention lagoons shall be based on the assigned use of the stream that is being protected, unless the problem is excessive seepage rather than inadequate capacity. Points for sludge stabilization, sewer, and lift station projects should normally be based on the assigned use of the stream that receives or could receive the effluent discharge. Points for a sewer project that eliminates the need for septic tanks should be based on the ground water classification.

Assigned Beneficial Use of Surface Water:	System Code:	Priority Points:
Class A and Class B State Resource Waters	Q	25
Public Drinking Water	R	25
Recreation	S	20
Class A – Cold Water Aquatic Life (Flows all year)	T	10
Class B – Cold Water Aquatic Life (Seasonal flow)	U	10
Class A – Warm Water Aquatic Life	V	10
Class B – Warm Water Aquatic Life	W	5
Ground Water Classification:		
GA (public system)	X	25
GB (individual system)	Y	15

Classifications come from Nebraska Title 117 and 118.

Category 3. WATER QUALITY OF RECEIVING WATERS

The quality of water in the receiving stream or aquifer is another factor in project prioritization. Priority is given to projects potentially impacting bodies of water that have been degraded by pollutants and are impaired for one or more assigned beneficial uses. Neither the specific source of these pollutants causing the impairment nor the specific impact of the potential project is considered in this assessment.

Some projects may impact both surface water and ground water, but only the primary receiving waters shall be considered. The projects that primarily impact surface waters are those projects that received priority points for Assigned Beneficial Use of Surface Water in Category 2. The projects that primarily impact ground water are those projects that received priority points for Ground Water Classification in Category 2.

An assessment of the quality of water in surface water bodies to support assigned beneficial uses is presented in the current Surface Water Quality Integrated Report. This report includes a list of water bodies that are not supporting assigned beneficial uses due to impacts of one or more pollutants, commonly referred to as the Section 303(d) List. Projects that primarily impact surface waters are awarded priority points if the water body that receives or could receive the wastewater discharge is listed in the report as having one or more beneficial uses impaired by one or more pollutants. Water bodies impaired by natural causes or conditions are not awarded priority points.

Pollution can also impact ground water and make it unfit for some uses. Watersheds were evaluated for ground water quality impairment for the Nebraska Unified Watershed Assessment. This evaluation considered contamination by nitrate and pesticides and administrative orders and notice of violations for public drinking water supplies issued by the Nebraska Health and Human Services - Division of Public

Health. Projects that primarily impact ground water are awarded priority points if they are located in watersheds that received points for the ground water quality resource component for the Nebraska Unified Watershed Assessment.

<u>Indication of Water Quality Impairment</u>	<u>System Code</u>	<u>Priority Points</u>
Water Body Assessment Category Listed in Surface Water Quality Integrated Report		
Category 4A or 4B	Z	20
Category 5	AA	20
Nebraska Unified Watershed Assessment, Ground Water Quality Resource Component Weighted Value		
100 Points	BB	20
50 Points	CC	10

Category 4. ENFORCEMENT ACTIONS

This category addresses enforcement actions initiated by the Department of Environmental Quality to address violations of the Environmental Protection Act and other related acts. Points are awarded for a project if the project can reduce or prevent future violations and therefore, satisfy the enforcement action.

<u>Enforcement Action</u>	<u>System Code</u>	<u>Priority Points</u>
Consent Order	DD	25
Administrative Order or EPA Orders	EE	25
Referral to Attorney General	FF	25
Compliance Schedule in NPDES Permit	GG	20
Notice of Violation or EPA 308 Letter	HH	15

Category 5. READINESS TO PROCEED

This category addresses the status of project planning, preparation of plans and specifications, and readiness to proceed with project construction.

<u>Project Status</u>	<u>System Code</u>	<u>Priority Points</u>
Construction Permit Issued	II	60
Plans and Specifications Submitted to NDEQ	JJ	50
Finding of No Significant Impact (FNSI) or Categorical Exclusion (CatEx) Issued	KK	40
Facility Plan Submitted to NDEQ	LL	25

Category 6. POPULATION

This category addresses the existing population served or to be served by the proposed project. The population is also an indication of the relative magnitude of the impact on the environment that is addressed by the proposed project. If the facility serves the entire community, the population shall be taken from the latest official census. If the facility serves only a part of the community, an estimate of the existing population served shall be used. Estimates of the population previously served shall be used for projects relating to facilities no longer in service, such as remediation of closed landfill sites.

Population Served	Priority Points
50,000 or Greater	10
10,000 - 49,999	8
5,000 - 9,999	6
2,500 - 4,999	4
800 - 2,499	2

Category 7. ASSESSING WASTEWATER INFRASTRUCTURE NEEDS (AWIN)

This category addresses a community's sustainability risk to afford infrastructure projects in the future through the use of the AWIN Sustainability Model developed by NDEQ. The AWIN Sustainability Model is a probability model that evaluates and scores a community based on the community's population trends, economic status, and resources. The low risk range includes communities likely to have sustainable growth and needs little additional help; the moderate risk range are comprised of communities with uncertain growth potential and further evaluation would be required to determine if additional assistance is needed; and the high risk range include those communities that may need additional assistance to bring them into compliance without causing undeserved financial stress.

Sustainability Risk:	Priority Points
High	25
Moderate	15
Low	0

Category 8. FINANCIAL IMPACTS

This category addresses the financial impact of the proposed project on the users that will provide the revenue to repay the loan. Priority points are awarded according to the annual cost of the loan per person as a percentage of the Median Household Income (MHI) of the community from the American Community Survey five-year average. A 20-year loan shall be assumed with the interest rate based on the existing SRF market rate and rate system and MHI of the community.

Annual Loan Costs Per Person as a Percentage of Median Household Income	Priority Points
Greater than 0.2 Percent	10
0.05 to 0.2 Percent	6
Less than 0.05 Percent	2

TIE BREAKER

Two or more projects may receive the same total priority points on the IUP project list. The communities need to be kept informed when there is some doubt about the availability of funds. Ties should be broken when it first appears that adequate funding may not be available for the projects with the same total of priority points. The priority of these projects should be reviewed as they proceed to bid opening. Ties shall be broken by consideration of enforcement actions, specific provisions of the permit issued for the facility, and inclusion of the project as an integral part of a designated surface or ground water project established under state or federal law. The following table shall be used to break ties:

Factor	Priority
Enforcement Action	Higher
Compliance Schedule in Discharge Permit	↑
Project is Part of a Designated Water Quality Project	↓
None of the above factors	Lower

If consideration of the above factors does not break the tie, priority shall be based on the annual loan cost per person as a percentage of the median household income. The project with the higher percentage shall have the higher priority.

APPENDIX A2

DWSRF PRIORITY RANKING SYSTEM

1. Scope and Purpose. The Drinking Water State Revolving Fund Act §§71-5314 to 71-5327 requires that loans shall be made to eligible public water systems (PWSs) for eligible projects. The purpose of the priority ranking system is to establish a list of eligible projects to be funded in such a manner that priority for the use of the Drinking Water Facilities Loan Fund or the Land Acquisition and Source Water Loan Fund will be given to projects that (A) address the most serious risk to human health; (B) are necessary to ensure compliance with the Title 179, Public Water Systems; and (C) assist systems most in need, on a per person basis according to the affordability criteria.

The priority ranking system shall be reviewed annually by the Director of NDHHS-DPH. The Department shall seek public review and comments and shall hold a public forum prior to adopting the priority ranking system for ranking eligible projects. Ineligible PWSs and ineligible projects will not be evaluated for priority points. All late survey submissions will be ranked with zero priority points.

One change is made for SFY 2017, the separate ranking for the Green Project Reserve (GPR) has been eliminated. There is no longer a mandatory GPR funding requirement, as such the program will no longer incentivize GPR-only eligible projects. They will still be tracked and reported to EPA whenever funded by the DWSRF.

2. DWSRF Priority Ranking System.

- a. Priority Ranking System for the Use of the Drinking Water Facilities Loan Fund. The following DWSRF priority ranking system shall be used to rank the projects on the DWSRF IUP priority lists for the use of the Drinking Water Facilities Loan Fund. Priority ranking of projects will be based on total points awarded for the first three categories. Points for only one benefit in each category shall be awarded; when a project has more than one significant benefit, the benefit with the highest point value shall be used. The greater the total number of points, the higher the ranking. The ranking will be done and the priority lists prepared annually, prior to IUP drafting.
 - i) Health or Capacity Development Benefit Provided by Project. This category incorporates the type of project and the level of benefit to human health or improvement to the PWS. These projects are for the development, construction or modification of the PWS to ensure compliance with the requirements of the Nebraska Safe Drinking Water Act (NSDWA) and the regulations adopted there under.

<u>Health or Capacity Development Benefit</u>	<u>Priority Points</u>
1. <u>Maximum Contaminant Level (MCL)/Treatment Technique Requirements.</u> Maximum allowable levels are established for those parameters which may be detrimental to public health. Detected contaminant levels in excess of 80% of the MCL within the past 4 years may qualify the project for ranking under this category.	
a. Acute Health Effects – Microbiological, Nitrates, etc.	130
b. Chronic Health Effects – Arsenic, Selenium, Uranium, etc.	115
c. Lead and Copper	100
2. <u>Critical Capacity Development.</u> These projects would be for the development, construction or modifications of the public water system to correct major deficiencies relating to the Design Standards in Title 179 NAC 2-007. Projects include: <ul style="list-style-type: none"> • Backup Wells/Sources for Single Well PWSs 	85

<ul style="list-style-type: none"> Replacement of significantly aged or deteriorated major infrastructure, including Wells and Storage. The eligibility of a project for assignment of this priority point subcategory will be made at the discretion of the Director. 	
<p>3. <u>Sustainability Factors</u>. These projects would address upgrade to and/or the replacement of existing major infrastructure, such as:</p> <ul style="list-style-type: none"> Supply Wells, Ground or Elevated Storage Major Treatment Plant Renovations Major Distribution System Replacement projects 	55
<p>4. <u>Secondary Contaminant Level (SMCL)</u>. Recommended maximum levels are set for parameters which are not harmful to health but make the water undesirable for use. Project would enhance water quality and include disinfection.</p>	40
<p>5. <u>System Design Deficiencies</u>. These projects would be for the development, construction or modifications of the public water system to or prevent deficiencies relating to the Design Standards in Title 179 NAC 7. Projects would address:</p> <ul style="list-style-type: none"> Inadequate source capacity Inadequate distribution pressure/storage 	25
<p>6. <u>Other Factors</u>. These projects would address other water supply system concerns such as:</p> <ul style="list-style-type: none"> Replacement or rehabilitation of other minor system components that are aged and/or have exceeded design life Controls/automation to improve operational efficiency Security measures and/or Standby Power Chlorine and/or Fluoride Feed Systems 	10

- ii) Financial Impacts. This category addresses the financial impact of the proposed project on the users that will provide the revenue to repay the loan. Priority points are awarded according to the annual cost of the loan per person as a percentage of the median household income (MHI). A 20-year loan shall be assumed with the interest rate based on the minimum effective interest rate of the DWSRF Program.

<u>Annual Loan Costs Per Person as a Percentage of Median Household Income</u>	<u>Priority Points</u>
Greater than 0.8 Percent	45
Greater than 0.6 to 0.8 Percent	35
Greater than 0.4 to 0.6 Percent	25
Greater than 0.2 to 0.4 Percent	15
Less than or equal to 0.2 Percent	5

- iii) Enforcement Action. This category addresses compliance with Title 179 drinking water standards and/or the enforcement actions taken by the Department requiring the system to address the deficiencies/water quality concerns that contribute to noncompliance.

<u>Enforcement Action</u>	<u>Priority Points</u>
Administrative order issued/other enforcement action taken relating to design/infrastructure deficiencies/water quality concerns addressed by the proposed project.	25

iv) Readiness to Proceed. This addresses establishing the Priority Funding List per the status of a PWSs project, assessing the readiness to proceed within SFY 2016. The criteria that was utilized in establishing the Priority Funding List are as follows:

- (1) PWS with a Finding of No Significant Impact (FNSI) or Categorical Exclusion (CatEx) issued by the program; with priority over,
- (2) Status of Plans and Specifications (P&Ss) – P&Ss for Ranked Project prepared or under contract for design; with priority over,
- (3) Status of Engineering Report w/ Test Hole – Report for Ranked Project has been prepared and if applicable, a Test Hole has been completed; with priority over,
- (4) Status of Engineering Report – Report for Ranked Project has been prepared, first and/or where additional ranking preference may be given to those projects with demonstrated readiness to proceed.

In the above listed order, preference shall be first given to placing those High Priority PWSs/projects in ranked order on the Priority Funding List. Where such projects in sufficient number do not exist, readiness to proceed criteria 2 through 4 shall be repeated for Low Priority PWSs/projects. Where ties in ranking points occur, the projects are ranked in descending order per the established tiebreaking criteria in Section 4 below. The intent of the Readiness to Proceed criteria is to identify those projects most likely to receive funding in the coming fiscal year based upon the information provided by the PWSs (or their Engineers). A limited comprehensive bypass may also be developed using the above-listed criteria, should additional funds become available during the fiscal year.

Two exceptions are made to the above-listed criteria. First, those projects that have been obligated or offered better funding through another Federal (USDA-Rural Development) or State (NDED-CDBG) infrastructure funding program will not be included on the Priority Funding List. Second, those PWSs that have turned down or passed on better funding offers from the DWSRF for the listed project in past fiscal years. Those systems will still be included on the Priority Planning List, and can request in writing placement on the Priority Funding List at any time during the public participation process (i.e., the Public Forum through EQC IUP approval), should that PWS disagree with DHHS-DPHs proposed ranking.

Lastly, all High Priority Projects planned for communities with high Median Household Incomes shall be placed on the Funding Program List, should loan only funding assistance project available for the fiscal year.

- b. Priority Ranking System for the Use of the Land Acquisition and Source Water Loan Fund. The following priority ranking system shall be used to rank the projects on the DWSRF IUP project list for the use of the Land Acquisition and Source Water Loan Fund. Priority ranking for the projects will be based on total points awarded for the following three categories. Points for only one benefit in each category shall be awarded; when a project has more than one significant benefit, the benefit with the highest point value shall be used. The greater the total number of points, the higher the ranking.

- i) Health Benefit Provided by Project. This category incorporates the type of project and the level of benefit to human health. These projects are for the acquisition of land or a conservation easement to protect the source water of the system from contamination and to ensure compliance with the NSDWA and Title 179.

<u>Health Benefit</u>	<u>Priority Points</u>
1. <u>Acquisition of Land or a Conservation Easement to Protect the Source Water of the System from Contamination.</u>	
a. Acute Health Effects	
i) Microbiological/Nitrate	40
b. Chronic Health Effects	35
2. <u>Community Water System Implementing Voluntary Incentive Based Source Water Protection Measures.</u>	
a. Acute Health Effects	
i) Microbiological/Nitrate	40
b. Chronic Health Effects	35

- ii) Financial Impacts. This category addresses the financial impact of the proposed project on the users that will provide the revenue to repay the loan. Priority points are awarded according to the annual cost of the loan per person as a percentage of the MHI. A 20-year loan shall be assumed with the interest rate based on the minimum effective interest rate of the DWSRF Program.

<u>Annual Loan Costs Per Person as a Percentage of Median Household Income</u>	<u>Priority Points</u>
Greater than 0.4 Percent	25
0.2 to 0.4 Percent	15
Less than 0.2 Percent	5

- iii) Enforcement Action. This category addresses compliance with Title 179 drinking water standards and/or the enforcement actions taken by the Department requiring the system to address the issues that contribute to noncompliance.

<u>Enforcement Action</u>	<u>Priority Points</u>
Administrative order issued/other enforcement action taken relating to source water protection addressed by the proposed project.	25

3. Service Meters. Water service meters will be required as a part of the project, if the water system does not have service connections individually metered.
4. Tie Breaker. Two or more projects may receive the same total number of priority points on the IUP project list. Ties shall be broken only when (A) two or more projects receive the same total of priority points based on the above three categories, (B) the environmental reviews have been completed, (C) the systems are ready to sign the loan contracts, and/or (D) adequate funding for all these projects is not available. The status of the plans and specifications will be considered first in breaking the tie. Projects with plans and specifications approved by the Department shall have a higher priority than those projects with plans and specifications currently in the Department's review and approval process. For projects with a similar status of plans and specifications, as approved, the project with the higher annual loan cost per person as a percentage of the MHI shall have the higher priority. This last tiebreaking criterion is critical in establishing the projects to be included on the prioritized Funding Program Lists.

5. Small System Priority. Fifteen percent of the total funds available for loan shall be earmarked for systems serving fewer than 10,000 persons. In addition, priority ranking for funding small systems will be given over medium systems or systems with MHI's greater than 120% in order to meet the expected EPA grant requirement of not less than 20% up to 30% of additional subsidization for the FFY 2015 and the pending FFY 2016 grant.
6. Affordability (Disadvantaged) Criteria. The purpose of the affordability criteria is to determine which of the projects receiving funds from the DWSRF may also qualify for financial assistance beyond the ordinary benefits available through the DWSRF. Eligible PWS may qualify for additional financial assistance if their population is equal to or less than 10,000 people with a MHI less than 120 (one hundred twenty) percent of the state MHI.

All High Priority PWSs ranked for funding in SFY 2017 will be eligible for loan forgiveness at an estimated percentage not to exceed 20% of project costs or the maximum percent listed in the IUP based on the PWSs MHI – see subsequent appendix. PWSs under an Administrative Order through NDHHS-DPH, or any PWS which is a single well system due to the loss of a production well(s) to avoid an A.O. or other enforcement action through the NDHHS-DPH within the past five years, or any PWS that is a multiple well system and has lost two or more production wells to avoid an A.O. or other enforcement action through the NDHHS-DPH within the past five years may be eligible for forgiveness up to 25% of project costs, should forgiveness funding remain available. Information on the financial disadvantaged assistance program, the extent of the availability of such disadvantaged funds for this program, and the disadvantaged determination criteria are included in Section I of the IUP. Systems that meet the minimum disadvantaged criteria determination are also eligible for extended loan terms up to 30 years.

APPENDIX B1
CWSRF PROJECT PRIORITY PLANNING LIST

Funding List	Priority Points	Community	ACS 2010-2014 Est. MHI	NPDES ID#	US Census 2010 Est. POP	Project Description(s)	Project Est. Cost	SRF Est. Funding
	32	Abie	\$75,833	NEU132659	69	No project currently planned	\$0	\$0
	67	Ainsworth	\$30,234	NE0112267	1,728	Conduct a study to look at sewer infrastructure & lift station \$ 60,000; Replace sewer mains \$ 1,000,000; Upgrade lift stations \$ 500,000; Water meters installations \$ 300,000	\$1,860,000	\$1,860,000
	104	Albion	\$42,134	NE0026573	1,650	Replace Upgrade Manholes; Extend Sewer Lines	\$90,000	\$90,000
	56	Alda	\$45,781	NE0042056	642	Sewer Main Improvements (CIPP, Rehab MHs, etc...) \$ 550,000; Sewer Main Improvements (Extensions) \$50,000; Lagoon Improvements (Bank Stabilization) \$50,000	\$650,000	\$650,000
	87	Alexandria	\$32,500	NE0029238	177	New Sewer System Maps	\$15,000	\$15,000
	95	Allen	\$37,813	NE0031241	377	Land application for disposal of wastewater	\$1,275,000	\$1,275,000
F	69	Alma	\$36,563	NE0041335	1,133	Sludge Removal; Sewer Main Repairs; Manhole Rehab; Replace Force Main Under Highway	\$300,000	\$300,000
	70	Amherst	\$51,042	NE0112992	248	Lagoon expansion \$400,000; Force main & lift station \$350,000; Effluent land application \$150,000	\$900,000	\$900,000
	87	Anselmo	\$37,083	NE0132861	145		\$0	\$0
	77	Ansley	\$44,500	NE0043249	441	Sewer main study needed \$40,000	\$40,000	\$40,000
	58	Arapahoe	\$36,250	NE0021521	1,026	North subdivision sanitary sewer extension ; Miscellaneous sanitary sewer main extensions & replacements; Miscellaneous sanitary sewer manhole replacements & rehabilitations	\$275,000	\$275,000
	46	Arcadia	\$41,250	NE0041297	311	Reline mains	\$100,000	\$100,000
	73	Ashland	\$54,118	NE0026107	2,453	Reed beds or another sludge handling project; will likely do a study of options next fiscal year	\$900,000	\$900,000
	96	Ashton	\$37,188	NE0024350	194	Storm Drainage	\$100,000	\$100,000
	45	Atlanta	\$44,688	NE0133655	131	Lagoon sealing \$ 150,000; Study \$25,000	\$175,000	\$175,000

Funding List	Priority Points	Community	ACS 2010-2014 Est. MHI	US Census 2010 NPDES ID#	US Census 2010 Est. POP	Project Description(s)	Project Est. Cost	SRF Est. Funding
	79	Aurora	\$54,484	NE0031810	4,479	Sewer Main Relocation 16th Street and G Street; Sanitary Sewer Force Main 1st Street and Adams Street to WWTF; WWTF Site Irrigation by reuse water (Green Project); Sewer Main Ext. Northridge Sub Further Development; Sewer Main Ext. WWTF South to Power Park Development via R Road \$1,500,000; Sewer Main Ext. Green Way sub south to Power Park Development \$1,000,000; Existing Lift Station Repair/Rehabilitation \$300,000; Sewer Main Ext. Cottage Park Sub expansion \$300,000; Lift Station construction South 16th Street Development \$100,000; Sewer Main Ext. Craig Road \$100,000; Sewer Main Ext. Jennifer Road \$50,000; Sewer Main Ext. Terrie Road and Glenn Road \$100,000; Sewer Main Ext. Matson West Sub further development \$350,000; Jennifer Road Paving including Storm Sewer \$400,000; 1st Street to North of Bridge Paving including Storm Sewer \$1,500,000; Terrie Road Paving including Storm Sewer \$400,000; 9th Street North to Terrie Road Paving including Storm Sewer \$350,000; Sewer Main Ext. West Industrial Site, Hwy. 34 and O Road South and East to WWTF \$3,800,000	\$11,750,000	\$11,750,000
	2	Axtell	\$47,500	NE0124141	726		\$0	\$0
	115	Barneston	\$29,844	NE0121711	116	Repair existing lagoon dikes & dredge \$15,000; Construct additional lagoon \$405,000	\$420,000	\$420,000
	22	Bartlett	\$45,521	NE0122238	117		\$0	\$0
	105	Bartley	\$38,438	NE0026077	283	Renovation of existing lagoon cells for increased capacity, liner reconstruction & piping improvements \$900,000; Coke Street drainage improvements \$20,000; Commercial Street drainage improvements \$50,000	\$970,000	\$970,000
	61	Bassett	\$41,875	NE0112666	619	Upgrade mains; Rehab collection system & manholes	\$200,000	\$200,000
	24	Battle Creek	\$56,250	NE0041301	1,207	Sewer Main Repair & Replace	\$250,000	\$250,000
	77	Bayard	\$40,278	NE0112739	1,209	Lagoon Rehabilitation \$2,100,000; Lift station \$300,000; 12" Trunk sewer replacement \$375,000	\$2,775,000	\$2,775,000
	76	Bee	\$44,250	NE0123200	191	Land Apply Lagoon Discharge	\$100,000	\$100,000
	71	Beemer	\$40,395	NE0046086	678	Replace existing, deteriorated concrete outfall pipe from WWTF	\$250,000	\$250,000
	2	Belden	\$51,875	NE0027308	115		\$0	\$0
	65	Belgrade	\$27,083	NE0114766	126	Preliminary Engineering Report for Wastewater System; Lagoon Upgrades	\$624,000	\$624,000
	92	Bellwood	\$47,500	NE0046094	435	Collection System CIPP	\$100,000	\$100,000

Funding List	Priority Points	Community	ACS	US Census	Project Description(s)	Project Est. Cost	SRF Est. Funding	
			2010-2014 Est. MHI	2010 NPDES ID# Est. POP				
	80	Benedict	\$46,354	NE0114944	234	Lagoon dredging \$125,000; Lagoon addition \$260,000; Sewer main extension \$43,500	\$428,500	\$428,500
	153	Benkelman	\$38,182	NE0112887	953	Lift station \$250,000; Lagoon expansion/piping modifications \$500,000	\$750,000	\$750,000
	52	Bennet	\$71,250	NE0040916	719	Replacement of approximately 4,000 lineal feet of defective sanitary sewer \$200,000	\$200,000	\$200,000
	34	Bennington	\$65,625		1,458	Ballfields from Septic to Sewer; Molley and Starr St. Sanitary Sewer Improvements	\$13,000	\$13,000
	32	Bertrand	\$47,045	NE0131954	750	Land Applicator/Equipment for Land Application	\$20,000	\$20,000
	27	Berwyn	\$60,625		83		\$0	\$0
	2	Big Springs	\$50,192	NE3104902	400		\$0	\$0
	56	Bladen	\$45,625	NE0021709	237	Lift station update control panel \$50,000; Clean & repair sewer lines \$100,000; 1800 L.F. 8", 6-manholes \$94,000	\$244,000	\$244,000
	53	Blair	\$51,098	NE0021482	7,990	North Trunk Sewer Extension; South Trunk Sewer Extension	\$2,000,000	\$2,000,000
	4	Blue Hill	\$43,750	NE0027286	936		\$0	\$0
	52	Blue Springs	\$30,078	NE0129461	331		\$0	\$0
	66	Bradshaw	\$48,036	NE0121321	273	Replacement of lift station	\$300,000	\$300,000
	60	Brady	\$53,000	NE0031402	428	Add on to Existing Lagoon; Televised Sewer Map; Sewer Main Repair/Lining	\$925,000	\$925,000
	67	Brainard	\$56,250	NE0042366	330	Sewer Main Relining	\$100,000	\$100,000
	93	Bridgeport	\$46,379	NE0112119	1,545	Rebuild control structures & rehab a portion of Cell C at Lagoon \$ 479,600; Replace sewer line under BNSF railroad \$ 125,000; Evaluate sewer line from Lagoon to 5th & M St \$ 21,175; Upgrade Lift Station SCADA \$ 15,000	\$640,775	\$640,775
	105	Broadwater	\$29,375	NE0021717	128	Village will be doing ongoing monitoring of groundwater to determine impact & potential long term needs (Cost Unknown) ; Fencing for security \$ 30,000; Replace 8-10 blocks of sewer Main (includes boring under State Highway) \$425,000; Survey to determine flow of excess water (Cost Unknown); Additional storm drain lines (contingent upon survey findings) \$ 6,100; Storm Drain: Culvert=2800-3500, piping 4200-5600 & Cover ditch \$302,000	\$763,100	\$763,100
	160	Brownville	\$43,125	NE0112984	132	Buildling a lagoon system	\$1,300,000	\$1,300,000
	40	Bruno	\$33,750	NE0046108	99	New Lift Station Pumps	\$168,000	\$168,000
	35	Brunswick	\$45,833	NE0122254	138	Replace sewer mains	\$500,000	\$500,000

Funding List	Priority Points	Community	ACS 2010-2014 Est. MHI	NPDES ID#	US Census 2010 Est. POP	Project Description(s)	Project Est. Cost	SRF Est. Funding
	57	Burchard	\$30,625	NE0113638	82	We have a minimum of two foot buildup of sludge in each of our two lagoons. With the tightening of compliance criteria for discharge we will undoubtedly fall short of meeting the standard. This will help meet the new standard plus increase our holding cap	\$11,579	\$11,579
	27	Bushnell	\$33,021	NE0113069	124		\$0	\$0
	47	Butte	\$28,750	NE0049221	326		\$0	\$0
	68	Cambridge	\$42,143	NE0024180	1,063	Collection System Repairs; New Grinder at Lift Station; Installation of VFDs on Oxidation Ditch Motors and Oxygen Probes; Harvest Meadows Sewer Expansion; Upgrade Lift Station Pumps Harvest Meadows; South Drainage	\$955,000	\$955,000
	65	Campbell	\$37,813	NE0045098	347	Lagoon Rehab; Lift Station Rehab; Sewer Main CIPP Improvements; Water Meters; Sewer Maps	\$915,000	\$915,000
	46	Carroll	\$37,917	NE0023990	229	Rehab sewer mains & manholes	\$100,000	\$100,000
	22	Cedar Bluffs	\$36,250	NE0039888	610	Collection System has not been completely televised for years and several lines have roots. There are some protruding taps in lines that have roots; 2 manholes are needed in lines that are longer than 700 feet, these lines are hard to maintain	\$40,000	\$40,000
	27	Cedar Creek	\$70,333	NE0129402	390		\$0	\$0
	62	Cedar Rapids	\$38,542	NE0049158	382	Video inspection & clean sewer mains \$25,000; Rehab manholes & repair mains \$25,000	\$50,000	\$50,000
	78	Chadron	\$36,439	NE0029190	5,851	Wastewater Displacement through a Center Pivot, Grading & Excavation \$430,500; Collection system improvements \$303,000; I&I Study \$52,000; Replace 1300ft sanitary sewer \$90,000	\$875,500	\$875,500
	60	Chapman	\$41,250	NE0031747	287	Effluent pumps for land application \$60,000; Replace mains & repair manholes \$200,000; Lift station alarms \$20,000; Land application of wastewater \$75,000	\$355,000	\$355,000
	54	Chappell	\$41,597	NE0029211	929		\$0	\$0
	55	Chester	\$38,977	NEU132977	232	Sewer Collection System Repair (Currently being designed)	\$1,117,000	\$1,117,000
	35	Clarks	\$44,250	NE0113549	369	Lift station replacement at 2 locations	\$600,000	\$600,000
	22	Clarkson	\$40,625	NE0021164	658	New Grinder at Lift Station	\$25,000	\$25,000
	46	Clay Center	\$47,841	NE0045110	760	Sewer collection system repairs \$300,000; Lift station generator \$50,000; Water meters \$600,000	\$950,000	\$950,000

Funding List	Priority Points	Community	ACS 2010-2014 Est. MHI	NPDES ID#	US Census 2010 Est. POP	Project Description(s)	Project Est. Cost	SRF Est. Funding
	50	Clearview Utilities Corp.	\$50,307		115	Extension of Kearney wastewater collection system subdivision and install subdivision collection system	\$1,350,000	\$1,350,000
	85	Clearwater	\$48,516	NE0039781	419	New lagoon system \$1,900,000; New lift station \$200,000; Lining of sewer system \$1,035,000; Land application equipment \$50,000	\$3,185,000	\$3,185,000
	105	Cody	\$44,643		154	Wastewater Treatment Lagoon Improvements; Various Sanitary Sewer Main Extensions and Replacements; Various Sanitary Manhole Replacements and Rehabilitations	\$1,125,000	\$1,125,000
	56	Coleridge	\$41,250	NE0025429	473	Misc sewer system repair \$100,000; Misc wastewater treatment plant repair \$100,000	\$200,000	\$200,000
	75	Comstock	\$39,250	NE0023892	93	Sewer main study \$25,000; Sewer main repairs \$75,000; Replace lift station, add back-up power \$300,000	\$400,000	\$400,000
	27	Cordova	\$21,375	NE00145128	137		\$0	\$0
	51	Cortland	\$61,111	NE0027782	482	Repairs to lift station \$150,000; Repairs to lagoon \$100,000; Manhole & sanitary sewer system repair \$50,000; Lagoon Land Application Study \$20,000	\$320,000	\$320,000
	66	Cozad	\$42,024	NE0112828	3,977	Reline 300' sewer pipe \$40,000; Infrastructure improvements \$50,000; New Lift Stations \$250,000	\$340,000	\$340,000
	94	Crawford	\$30,526	NE0039799	997	2,000 LF Sewer Main Replacement \$159,000; Remove & Replace six (6) Manholes \$40,000	\$199,000	\$199,000
GPR	108	Creighton	\$36,176	NE0021253	1,154	Sewer line repairs (I/I Issues) \$780,000; BAR Screen/Fine screen \$150,000; GRIT Removal Process \$75,000; Clean Out Digester \$25,000; Clean Out Aeration Tank \$25,000; Sewer Cleaning/CCTV \$20,000	\$1,075,000	\$1,075,000
	17	Creston	\$33,214	NE0029254	203		\$0	\$0
	48	Crete	\$38,542	NE0034304	6,960		\$0	\$0
	70	Crofton	\$46,705	NE0049131	726	Construct New Wastewater Treatment Facility (Table VIII-5); Main Lift Station Improvements (Table V-1)	\$6,619,360	\$6,619,360
	27	Crookston	\$38,750		69		\$0	\$0
	85	Culbertson	\$39,438	NE0051624	595	Upgrade WWTF Lagoons; Manhole Rehabilitation; Stormwater Improvements to Control Excessive Runoff in Town	\$1,129,000	\$1,129,000
	103	Curtis	\$42,841	NE0026492	939	Rehab of west lagoon/land application \$100,000; Add on to grit chamber \$15,000; Rip-rap \$350,000; New line to west lagoon \$50,000; New splitter box \$10,000; New pumps \$25,000	\$550,000	\$550,000

Funding List	Priority Points	Community	ACS 2010-2014 Est. MHI	US Census 2010 Est. POP	NPDES ID#	Project Description(s)	Project Est. Cost	SRF Est. Funding
F	102	Dakota City	\$59,875	1,919	NE0024236	Sewer Interceptor & New Treatment Plant; Odd Fellows Lift Station Upgrades; Broyhill North and South Lift Station Replacements	\$6,828,180	\$6,828,180
	27	Dalton	\$42,750	315	NE0132098	Wastewater Flume	\$20,300	\$20,300
	31	Dannebrog	\$40,769	303	NE0045136	Sewer collection system sewer main repairs	\$100,000	\$100,000
	42	Davenport	\$46,750	294	NEG960014		\$0	\$0
	31	Davey	\$61,250	154	NE0024295	Sewer system slip lining	\$120,000	\$120,000
	36	Daykin	\$42,500	166	NE0045144	Sludge removal	\$50,000	\$50,000
	77	Decatur	\$31,641	481	NE0049123	Replace Sludge Pump	\$0	\$0
	52	Denton	\$60,936	190	NE0046141	Flow Meter Repair	\$25,000	\$25,000
	75	DeWeese	\$28,393	67	n/a	Rehab lagoon cells, CCTV sewers	\$350,000	\$350,000
	101	Diller	\$56,250	260	NE0129500	Repair/replace sewer mains	\$150,000	\$150,000
	67	Dodge	\$45,729	612	NE0042064	Generator \$80,000; Gate valves for basins \$40,000; Replace WWTP Comminutor \$20,000; Replace or line approximately 400 lineal feet of defective sanitary sewer \$25,000	\$165,000	\$165,000
	78	Doniphan	\$47,969	829	NE0114952	Lagoon additions or water meters \$1,000,000; New main lift station and wet well, manhole needs replaced \$250,000	\$1,250,000	\$1,250,000
	85	Douglas	\$45,000	173	NE0046159	Lift or pumping station to carry wastewater from cell 1 or 2 to old lagoon to be able to run in series. This would allow more retention time \$250,000; Water meter upgrades \$70,000	\$320,000	\$320,000
	27	DuBois	\$48,125	147	NE0121452		\$0	\$0
	42	Duncan	\$65,556	351	NE0046167	CIPP Liner for 6" line with cracks and structural damage	\$25,000	\$25,000
	50	Dunning	\$29,375	103	NE0112691	2800 LF C900 4" Force Main	\$120,000	\$120,000
	46	Dwight	\$48,750	204	NE0046175	Lift Station with radio alarm systems; Sewer mains relining; Manhole rehabilitation	\$200,000	\$200,000
	49	Eagle	\$62,917	1,024	NE0112062	Relocate Outfall Trunk Sewer (1850 LF of 8" and 10"); Rehab/Replace Sewer Collection Mains (800 LF of 8"); Sewer Study	\$309,000	\$309,000
	31	Eddyville	\$40,500	97	NEG960041	Lift station pump replacement \$25,000; Lift station controls \$10,000; Video survey/inspection/clean sewers \$25,000	\$60,000	\$60,000
	60	Edgar	\$35,000	498	NE0021695	Sewer Main CIPP Improvements; Water Meters	\$600,000	\$600,000

Funding List	Priority Points	Community	ACS 2010-2014 Est. MHI	US Census 2010 NPDES ID#	US Census 2010 Est. POP	Project Description(s)	Project Est. Cost	SRF Est. Funding
	100	Edison	\$30,000	NE0023817	133	Replace sludge drying beds; Video inspection & Clean mains; Root removal of outfall line joints, line outfall; New lift station; New Lagoon Construction, Land Acquisition; Water Meter Replacement	\$875,000	\$875,000
	42	Elgin	\$41,250	NE0039811	661	Sanitary sewer collection system study (Preliminary Engineering Report)	\$25,000	\$25,000
	44	Elm Creek	\$46,528	NE0026042	901	West lift station improvements	\$150,000	\$150,000
	27	Elmwood	\$56,875	NE0112127	634	Replace and update sewer mains; replace old water meters and update; Current meters to go radio read	\$129,375	\$129,375
	42	Elwood	\$51,607	NE0031755	707	Dredge Lagoons \$100,000; Monitoring Wells \$100,000	\$200,000	\$200,000
	46	Ewing	\$35,750	NE0043699	387	Remove & replace about 10 blocks collection system	\$200,000	\$200,000
	31	Exeter	\$54,688	NE0040941	591	Land Application; Sewer Replacement; Demolition of Old Lift Station	\$425,000	\$425,000
	106	Fairbury	\$38,641	NE0024384	3,942	Auger Screeing System; Replace 3 Sludge Pumps	\$250,000	\$250,000
	100	Fairfield	\$34,050	NE0045152	387	Fairfield may need bottom floor resealing on Pond #3 in sewer & lagoon system \$150,000; Dike repair between Pond #1 & #2 in sewer lagoon \$100,000; Valve between Pond #1 & #3 needs replaced \$15,000; Storm drainage entering sanitary sewer repair/replacement needed in some sections \$300,000; Water meters, could help reduce water waste & excess in sanitary sewer lagoon system \$325,000; Rip Rap Lagoons	\$1,365,000	\$1,365,000
	81	Falls City	\$38,465	NE0021148	4,325	Rehab of manholes & repair of mains	\$250,000	\$250,000
	47	Farnam	\$45,938	NE0021512	171	Lift Station Pump and Motor Improvements	\$40,000	\$40,000
	66	Farwell	\$27,083	NE0045161	122	Video inspection of sewers & clean \$25,000; Manhole rehab & sewer repairs \$25,000	\$50,000	\$50,000
F	125	Firth	\$53,438	NE0112241	590	Clean Lagoons; Rip Rap Lagoons; Replace Fence Around Lagoons; Lift Station Improvements; Sanitary Sewer Insepction and Repair / Replacement	\$950,000	\$950,000
	44	Fort Calhoun	\$63,365	NE0021113	908	TV inspection / spot repairs / slip lining; Sanitary Sewer Extension	\$180,000	\$180,000
	48	Franklin	\$37,045	NE0045187	1,000	Sewer collection system repairs; Lagoon Rehab	\$500,000	\$500,000
	79	Fremont	\$47,239	NE0031381	26,397	WWTP upgrade to treat current loadings, upcoming new regulations & potential additional industries	\$20,000,000	\$20,000,000
	64	Friend	\$60,707	NE0024007	1,027	Sanitary sewer inflow/infiltration study \$45,000; Sanitary sewer repair/replacement \$200,000	\$245,000	\$245,000

Funding List	Priority Points	Community	ACS 2010-2014 Est. MHI	US Census 2010 NPDES ID#	US Census 2010 Est. POP	Project Description(s)	Project Est. Cost	SRF Est. Funding
	119	Fullerton	\$38,167	NE0026638	1,307	Upgrade pump control systems; Lagoon/Sewer System Study and Inspection; Lagoon dredging and disposal for all three cells	\$186,000	\$186,000
	55	Funk	\$56,563	NE0132691	194	Replace force main, new lagoon cell, rehab existing lagoon	\$500,000	\$500,000
	66	Garland	\$48,636	NE0023931	216	Wastewater facility plan; Collection system televising; Lining deficient portions of the collection system	\$130,000	\$130,000
	29	Geneva	\$49,091	NE0031763	2,217	Sewer collection system repairs	\$250,000	\$250,000
	84	Genoa	\$50,000	NE0027341	1,003	New flow monitoring system; Rewire lift station; Manhole lift projects	\$17,500	\$17,500
	78	Gering	\$51,056	NE0027936	8,500	Chlorine Contact Basin and Equipment for WWTP; Construct an Additional Accelerated Aeration Basin at WWTP; Collection System Piping Rehabilitation or Replacement of 1917 to 1928 Mains; Rehabilitation of Collection System Manholes	\$1,760,000	\$1,760,000
	59	Gibbon	\$41,250	NE0029297	1,833	Lagoon cover & repair	\$300,000	\$300,000
F	110	Gilead	\$35,000	NE0129712	39	Construct expansion of existing complete retention lagoon system	\$250,000	\$250,000
	31	Giltner	\$57,813	NE0045209	352	Lagoon Work, Fencing; Rehabilitation of South Lift Station	\$370,000	\$370,000
	27	Glenvil	\$58,750	NE0039829	310	Sludge removal \$50,000; Video inspection & Clean sewers \$25,000; Spare pump & motor (ABS) \$10,000	\$85,000	\$85,000
	70	Goehner	\$51,875	NE0023850	154	Replacement of main lift station due to age & poor condition \$250,000; Collection system lining & point repairs \$150,000	\$450,000	\$450,000
	77	Gordon	\$32,120	NE0039837	1,612	SCADA replacement \$50,000; Upgrade WWTF to include valve replacement, pumps, motors & irrigation pump system renovation. Screen improvements, replace grinder \$4,400,000; Several sewers are aging & root growth is a problem. Upgrade the generator at the lift station \$1,200,000; Slip lining 400LF of sewer under Antelope Creek \$69,000; Lift station pump replacement to increase flow \$115,000	\$5,834,000	\$5,834,000
	84	Gothenburg	\$51,726	NE0047376	3,574	SCADA for WWTF ; Rehab wet well & concrete structure ; Blower control upgrades; Tractor & Manure Spreader for Sludge Land Application; Rehab Plat for Industrial Needs	\$5,450,000	\$5,450,000
	51	Grafton	\$36,250	NE0045217	126	Sanitary sewer collection system improvements \$100,000; New sewer system maps \$10,000	\$110,000	\$110,000
	95	Grand Island	\$46,527	NE0043702	48,520	Final Clarifier Rehab; Final Clarifier Return Activated Sludge (RAS) Pumps; Airport Interlocal Agreement & Sewer Rehabilitation; Distric Creations - Sewer Extensions	\$3,250,000	\$3,250,000

Funding List	Priority Points	Community	ACS 2010-2014 Est. MHI	NPDES ID#	US Census 2010 Est. POP	Project Description(s)	Project Est. Cost	SRF Est. Funding
	45	Greeley	\$35,096	NE0049212	466	Camera inspection in service lines and repairs where necessary \$300,000; Construction of new WWTF (3 cell lagoon) and lift station \$1,300,000	\$1,600,000	\$1,600,000
	76	Gresham	\$41,607	NE0027359	223	Sewer Rehab Work; Culvert Replacement, Ditch Cleaning; Lift Station Mixers	\$210,000	\$210,000
	40	Gretna	\$69,713	NE0041271	4,441	Gretna South Sewer Service Area (Buffalo Creek Basin)	\$5,500,000	\$5,500,000
	51	Guide Rock	\$34,500	NE0021601	225	Sewer Collection System Improvements (CIPP)	\$100,000	\$100,000
	2	Gurley	\$43,906	NE0132080	214		\$0	\$0
	36	Hadar	\$70,625	NE0024210	293	Collection system slip lining; Flow meter station; Lagoon Repairs	\$325,000	\$325,000
	105	Haigler	\$27,500	NE0000002	158	Tree root evasion in collection system \$200,000; Lagoon improvements - NDEQ inspection indicates both cells not able to maintain 2ft water level \$800,000; No engineering evaluation has been completed \$25,000	\$1,025,000	\$1,025,000
	45	Hallam	\$66,250	NE0028282	213	Lift station and lagood expansion to serve future sanitary sewer user; Install riprap around lagoons	\$810,000	\$810,000
	0	Halsey	\$61,875	NE0114804	76	Video Survey and Cleaning Mains	\$25,000	\$25,000
	2	Hamlet	\$39,531		57		\$0	\$0
	52	Hampton	\$51,827	NE0114979	423	Sludge removal/dredging \$30,000; Sewer main study \$40,000	\$70,000	\$70,000
	111	Harbine	\$57,917	NE0114171	49	Lagoon Land Application System	\$20,000	\$20,000
	95	Hardy	\$42,500	NE0045225	159	Hardy WWTF Plan completed in 2014. Proposed project is reconstruction & expansion of the existing waste stabilization ponds to a complete retention waste stabilization ponds. Rock rip rap for erosion control & new influent and transfer structures and pipi	\$856,000	\$856,000
	27	Harrisburg	\$27,143		100		\$0	\$0
	43	Hartington	\$39,250	NE0049115	1,554	Upgrade electrical & equipment @ WWTF \$300,000; Sewer repairs \$100,000; Screen @ WWTF \$150,000; Extension of service \$100,000	\$650,000	\$650,000
	94	Hastings	\$46,840	NE0038946	24,907	ASR Project coupled with Dual Pumping and Water Treatment; Wastewater Treatment Plant Improvements; Sewer main extensions	\$9,965,000	\$9,965,000

Funding List	Priority Points	Community	ACS 2010-2014 Est. MHI	NPDES ID#	US Census 2010 Est. POP	Project Description(s)	Project Est. Cost	SRF Est. Funding
	76	Hay Springs	\$35,956	NEG960001	570	Several collection mains in tow are aging. Root growth is a problem & the potential for leaking sewers could contribute to a groundwater impact. The estimate cost for repairs are \$423,000; the recent community center project has increased storm water flow; Improvements need to the storm water system \$125,000	\$548,000	\$548,000
	2	Hayes Center	\$41,071	NEU133086	214	None at this time.	\$0	\$0
	51	Hazard	\$46,250	NEU133094	70	Sewer Main Repairs; Clean/Flush Sewers	\$60,000	\$60,000
	2	Heartwell	\$31,000		71		\$0	\$0
	97	Hebron	\$37,470	NE0024252	1,579	Collection system improvements (no date determined for proceeding) \$700,000; Sludge storage improvements (no date for proceeding) \$500,000; Lift station, screening & WWTF improvements (planned for 2015) \$784,000	\$1,984,000	\$1,984,000
	47	Hemingford	\$45,568	NE0020893	803	Lagoon Cell Rehabilitation; Inflow and Infiltration Study; Upgrade Sewer Mains and Rehabilitate Manholes; Land Application WWTF; Water Meter Replacement with Radio Read Meters	\$1,450,000	\$1,450,000
	44	Henderson	\$52,426	NE0023906	991	Lift station update & electrical	\$70,000	\$70,000
	22	Herman	\$45,179	NE0049107	268		\$0	\$0
	22	Hershey	\$70,000	NEG670132	665		\$0	\$0
	68	Hickman	\$63,750	NE0046183	1,657	WWTF Headworks which would include a bar screen system \$600,000; 24" relief trunk sewer from 54th to WWTF (1500ft) \$375,000; Replace 8" sewer along 5th Street from Cedar to Maple (400ft) \$35,000; Replace 8" sewer along Lindale Cir. Due to excess breaks (670ft) \$60,000; Sewer rehabilitation & upgrade 6" mains to 8" main (12,275ft) \$1,000,000; Blower replacement (one of three) \$40,000; Update sanitary sewer model & master plan \$45,000	\$2,140,000	\$2,140,000
	0	Hildreth	\$56,354	NE0133809	378	Testing & seal south lagoon \$100,000; Video survey & cleaning mains and repairs \$35,000	\$135,000	\$135,000
	86	Holbrook	\$31,875	NE0023833	207	Grinder at lift station \$40,000; Replacement of transfer valve at Wastewater Lagoons \$5,000	\$45,000	\$45,000
	47	Holdrege	\$45,227	NE0021202	5,495	Additional SBR basin & WWTF upgrades; Misc WWTF upgrades \$500,000; Misc sanitary sewer main extension & replacements \$200,000; Misc sanitary sewer manhole replacements & rehab \$200,000	\$2,400,000	\$2,400,000
	2	Homer	\$48,056	NE0025453	549		\$0	\$0

Funding List	Priority Points	Community	ACS 2010-2014 Est. MHI	NPDES ID#	US Census 2010 Est. POP	Project Description(s)	Project Est. Cost	SRF Est. Funding
	68	Hooper	\$50,000	NE0049093	830	Remove an existing 8" sewer main & replace with a 12" main that runs in Elk St from Main St to Elm St. (700') \$160,000; Remove & replace an existing 12" sanitary sewer main that runs in E. Grant St from Pine St to Hickory St (530') \$120,000; Extend an 8" sewer main 1 block to the north from Maple Street to North Street (350'); Slip line the existing 12" sanitary sewer main that runs in Hwy 275 (1800') \$100,000	\$425,000	\$425,000
	45	Hoskins	\$38,500	NE0029289	285	Renovate/repair collection system mains & manholes \$100,000; Lift station rehab \$250,000; Upgrade existing lagoons \$475,000	\$825,000	\$825,000
	85	Hubbell	\$20,000	NE0044547	68	Sanitary sewer collection system improvements \$100,000; Lagoon Rehabilitation; Installation of water meters \$150,000	\$450,000	\$450,000
	89	Humboldt	\$28,664	NE0031844	877		\$0	\$0
	56	Humphrey	\$54,219	NE0049085	760	Rehabilitation or replacement of a portion of the existing collection system; Rehabilitation or replacement of manholes in the collection system	\$775,000	\$775,000
	27	Huntley	\$33,750		44		\$0	\$0
	78	Imperial	\$48,750	NE0021491	2,071	Lagoon Expansion and Possible Land Application; Improve Water Quality Mixers; Collection System Improvements/Extension; SE Development; Airport Storm Drainage	\$1,380,000	\$1,380,000
	2	Indianola	\$59,044	NE0112712	584		\$0	\$0
	55	Jansen	\$39,583	NE0045233	118	New Lift Station and forceman to serve commercial user	\$150,000	\$150,000
	36	Johnson	\$41,806	NE0037001	328	Repair/replace sewer lines to lift station; Sludge removal at lagoon	\$110,000	\$110,000
	61	Juniata	\$44,375	NE0028100	755	Lagoon Rehabilitation; Grinder Pump at Lift Station; 14th Street sewer Main-New; 5th Street Sewer Main-Replacement	\$743,100	\$743,100

Funding List	Priority Points	Community	ACS 2010-2014 Est. MHI	NPDES ID#	US Census 2010 Est. POP	Project Description(s)	Project Est. Cost	SRF Est. Funding
	93	Kearney	\$48,433	NE0052647	30,787	35th and 17th Ave Lift Station Renovations; 11th Street and 30th Avenue West; 4th Street from Avenue M East to WWTP; Cherry Avenue from WWTP North to Hwy. 30; Cherry Avenue from Hwy. 30 North to 56th Street, then west to Antelope Ave \$5,500,000; TECH ONE Crossing \$1,365,000; West Kearney IT Park \$1,420,000; NE Sanitary Sewer Trunk Main to Clearview \$2,191,000; NE Trunk Clearview to Spruce Hollow \$1,835,000; Talmage Development District \$3,175,000; Kea West East to 17th \$276,000; 30th Ave West to Knapps \$215,000; Canal Heights \$590,000; Kea West Ave. 11th St. to NRR St. \$786,000; 16th St. from Buckle Add. To Kea West Ave. \$635,000; WWTF Trunk Line Extension to 11th Avenue w/LS \$815,000; Kea West - west towards 30th Avenue \$840,000; Elimination of 39th and 20th Lift Station \$370,000; Avenue E - 56th to Remington Heights \$1,240,000; Ammonia - Nutrient Compliance - 2018 and Beyond \$14,000,000	\$48,407,000	\$48,407,000
	53	Kimball	\$40,075	NE0021644	2,496	New effluent discharge to outfall line; Electrical panel upgrade; Security fencing; Install sewer main to the East Interchange; Install sewer main to Industrial Park (including lift station)	\$2,615,000	\$2,615,000
	137	Lakewood Subdivision	\$0	NE0113590	0	Connect to the City of Kearney \$400,000; Clean mains \$13,000	\$413,000	\$413,000
	93	Laurel	\$50,357	NE0023922	964	Replace Lift Station; Electrical Improvements with Building	\$500,000	\$500,000
	56	Lawrence	\$38,750	NE0042382	304	Miscellaneous sanitary sewer main extensions & replacements \$150,000; Misc sanitary sewer manhole replacements & rehabilitations \$150,000	\$300,000	\$300,000
	51	Leigh	\$41,250	NE0112101	405	Rehab sewer mains & manholes	\$150,000	\$150,000
	2	Leshara	\$44,375	NE0048470	112		\$0	\$0
	85	Lexington	\$44,966	NE0042668	10,230	New digester \$1,000,000; Sludge thickener \$900,000	\$1,900,000	\$1,900,000
	17	Liberty	\$35,417		76		\$0	\$0
	66	Lindsay	\$42,500	NE0027278	255	Replace sewer mains \$50,000; Sewer extensions \$50,000; Clean Sewer mains	\$125,000	\$125,000
	67	Litchfield	\$47,656	NE0039870	262	Sludge removal \$60,000; Jet and clean mains \$20,000	\$80,000	\$80,000
	22	Lodgepole	\$47,917	NE0112542	318	South sanitary sewer main improvements	\$100,000	\$100,000
GPR	115	Long Pine	\$31,806	NE0113344	305	Construct new land application lagoon system	\$1,100,000	\$1,100,000
	75	Loomis	\$59,643	NE0045241	382	Lagoon addition.	\$800,000	\$800,000
	17	Lorton	\$60,000	N/A	41		\$0	\$0

Funding List	Priority Points	Community	ACS 2010-2014 Est. MHI	US Census 2010 NPDES ID#	US Census 2010 Est. POP	Project Description(s)	Project Est. Cost	SRF Est. Funding
	64	Louisville	\$40,536	NE0024228	1,106		\$0	\$0
	103	Loup City	\$39,333	NE0045250	1,029	Dewatering System; 2000 L.F. Replacement Mains; 2000 L.F. Lining Mains	\$670,000	\$670,000
	105	Lyman	\$47,115	NE0112208	341	Lagoon expansion	\$800,000	\$800,000
	123	Lyons	\$38,942	NE0049182	851	Sewer Mains Slip Lining Project; Lagoon Aeration System; UV System; Land Application System	\$892,500	\$892,500
	44	Madison	\$48,080	NE0049174	2,438	Sanitary sewer collection system study (PER); Sewer extension to Industrial Park; Sewer extension to possible residential development	\$385,000	\$385,000
	72	Madrid	\$39,583	NE0040037	231		\$0	\$0
	65	Malcolm	\$72,917	NE0024261	382	Install grit/trash collection system \$150,000; Sludge Removal Systems from both digesters; Conduct a study - amount of grease coming into sewer plant; Replacement of problem sewer mains	\$1,200,000	\$1,200,000
	32	Malmo	\$98,214	NE0121924	120	Lagoon needs to be reworked	\$25,000	\$25,000
	35	Manley	\$60,500	NE0042340	178	Sewer Pipe Lining; Sewer Pipe Replacement; Lift Station Replacement; Preliminary Engineering Report	\$420,000	\$420,000
	86	Marquette	\$41,250	NE0046213	229	Larger capacity lagoon, lagoon liners	\$200,000	\$200,000
	95	Mason City	\$36,250	NEU133281	171	New lagoon cell & rehab existing cells; Replace lift station pump; Main repairs	\$700,000	\$700,000
	82	McCook	\$41,560	NE0021504	7,698	Replace/Rehabilitate One Primary and Two Secondary Drive Units; Casey's/Chief Sewer Main Replacement; South Hwy 83 Sewer Main Replacement; Federal Street to Barnett Park Main & Additional Lift Station; Water Meter Replacement \$875,000; West Golf Course Lift Station Replacement \$204,000; Barnett Park Lift Station Replacement \$250,000; WWTF Heat Exchanger & Digester Gas System Upgrade (In Progress) \$325,000; WWTF Replacement Motor Control Center (In Progress) \$76,000; Replacement/Rehabilitation WWTF Main Outfall with Diffuser \$275,000; SCADA System and Additional Radio Communication Equipment at Lift Stations \$100,000; Sludge Hauling Truck and Land Application Equipment \$200,000; Collection System Replacement between 4th Street & 5th Street between D Street And G Street \$90,000; Collection System Video Inspection Camera \$110,000; WWTF RBC Replacement (1 Train) \$750,000; Automated Fine Screen at WWTF \$250,000	\$6,005,000	\$6,005,000
	87	McCool Junction	\$51,607	NE0121932	409	Sewer lining 600' \$30,000; Sewer extensions 800' \$40,000	\$70,000	\$70,000

Funding List	Priority Points	Community	ACS 2010-2014 Est. MHI	US Census 2010 NPDES ID#	US Census 2010 Est. POP	Project Description(s)	Project Est. Cost	SRF Est. Funding
	51	Mead	\$59,286	NE0024309	569	Inspect, clean and line/ rehab sewer mains & manholes	\$250,000	\$250,000
	37	Meadow Grove	\$36,375	NE0030741	301	Study needed to plan for infrastructure maintenance and improvements	\$0	\$0
	51	Melbeta	\$48,750	NE0112747	112	Replacement/Renovation of sanitary sewer in alley west of main street, 6th street and one block in 3rd street	\$75,000	\$75,000
	75	Merriman	\$7,375	NE0114839	128	Lift station rehab \$250,000; CCTV of sewer mains \$25,000	\$275,000	\$275,000
	64	Milford	\$53,750	NE0024333	2,090	Sewer Main Relining; Sewer Main Replacement; Manhole Rehabilitation	\$225,000	\$225,000
	65	Miller	\$21,667	NE0044997	136	Fencing around lagoon \$40,000; Effluent pumps for land application \$50,000; Video mains \$40,000; Repair/clean mains \$90,000	\$220,000	\$220,000
	82	Minatare	\$35,000	NE0043290	816	Lagoon aerator \$550,000; Lagoon rehabilitation \$2,000,000	\$2,550,000	\$2,550,000
	40	Minden	\$50,690	NE0025411	2,923	New grinder/auger with compactor for solids processing at WWTP; Storm sewer improvements at Cemetary, East Hastings, South Garfield, West 1st, and East 8th Streets; Storm sewer improvements from 5th Street to 9th Streets between Kearney Avenue and Hull Avenue; Holding tank and pump station for backwash water recovery for water treatment plant	\$1,960,000	\$1,960,000
	157	Mitchell	\$42,125	NE0026123	1,702	Collection System Rehabilitation; Lagoon and Land Application Treatment Facility; Water Efficiency - Water Meter Replacement	\$5,012,500	\$5,012,500
	57	Morrill	\$45,278	NE0023761	921	Sanitary sewer extension \$360,000; Green infrastructure - upsize existing storm sewer/sewer extension \$1,300,000	\$1,660,000	\$1,660,000
	55	Morse Bluff	\$30,938	N/A	135	Collection System; Lagoon	\$600,000	\$600,000
	91	Mullen	\$36,000	NE0133329	509	Lagoon improvements \$100,000; Study PER \$25,000	\$125,000	\$125,000
	2	Murray	\$54,875	NER104584	463	None at this time	\$0	\$0
	47	Naper	\$36,250	NE0033260	84		\$0	\$0
	105	Naponee	\$38,125	NE0133523	106	Reseal and line lagoons	\$150,000	\$150,000
	49	Neligh	\$41,813	NE0037010	1,599	Wastewater collection system study (PER)	\$35,000	\$35,000
	72	Newman Grove	\$37,500	NE0030996	721		\$0	\$0
	80	Nickerson	\$29,583	NE0024287	369	Slip Lining Sewer Collection System Mains; Lagoon Cleaning; Lagoon Riprap; Video Line and Sewer Study	\$714,000	\$714,000

Funding List	Priority Points	Community	ACS 2010-2014 Est. MHI	NPDES ID#	US Census 2010 Est. POP	Project Description(s)	Project Est. Cost	SRF Est. Funding
	70	Norfolk	\$43,266	NE0033421	24,210	East Park force main installation; 1st and Monroe Ave. sewer replacement; Line 30" sewer from 8th & Omaha Ave. to 4th & Washington; Line 36" sewer from Bluff to Monroe Ave.	\$3,402,300	\$3,402,300
	28	North Bend	\$48,542	NE0040924	1,177	Slip Lining Improvements 8", 10", 12", 18" diameter sewer main slip lining (10,000'); Spot Repair Improvements: Repair various spots around the collection system that are damaged and in need of repair.; Sewer Main Extension for Commercial Development	\$675,000	\$675,000
	60	North Loup	\$43,750	NE0029173	297	New lagoon \$600,000; 1500 LF sanitary sewer replacement \$100,000; 1200 LF lining \$50,000; Televised & clean mains \$30,000	\$780,000	\$780,000
	126	Oakdale	\$26,000	NE0049069	322	Sanitary sewer collection system improvements; Sanitary Sewer Lift Station Improvements	\$250,000	\$250,000
	79	Oakland	\$45,250	NE0024023	1,244	Sewer main televised & clean \$20,000; Sewer main relining \$150,000; Sewer main repairs \$50,000; Manhole repairs \$20,000	\$240,000	\$240,000
	75	Oconto	\$34,500	NE0131997	151	Replace sewer mains \$500,000; Rehab lagoon cell \$150,000; Lift Station Replacement \$250,000	\$900,000	\$900,000
	65	Odell	\$45,000	NE0040975	307	New lagoon \$1,500,000; Slip lining \$80,000; Replace sewer lines \$80,000; TV Inspection \$20,000	\$1,680,000	\$1,680,000
	17	Ohiowa	\$53,000	NE0129453	115		\$0	\$0
F	146	Omaha	\$48,751	NE0133680	408,958	Saddle Creek Retention Treatment Basin; Missouri River WWTP Improvement Phase B2; Minne Lusa Stormwater Tunnel	\$273,500,000	\$15,000,000
	70	O'Neill	\$43,796	NE0049051	3,705	34 blocks of sewer main replacement; 1.0 mile sewer main extension	\$2,025,000	\$2,025,000
	70	Orleans	\$45,114	NE0045268	386	Erosing repair & slope protection/sludge removal; Rip Rap	\$600,000	\$600,000
	54	Osceola	\$57,237	NE0046230	880	New Room on Control Building, Miscellaneous System Repairs; Concerns with Ammonia Limits	\$60,000	\$60,000
	53	Oshkosh	\$38,182	NE0021181	884	Lagoon Rehab; CCTV; Transfer Gates Need Replaced	\$565,000	\$565,000
	27	Osmond	\$49,167	NE0040029	783	Remove / repair manholes & misc wastewater system repairs	\$50,000	\$50,000
	22	Otoe	\$40,455	NE0121673	171		\$0	\$0
	85	Overton	\$48,043	NEU133370	594	Seal lagoon cells \$150,000; Rip rap \$750,000	\$900,000	\$900,000

Funding List	Priority Points	Community	ACS 2010-2014 Est. MHI	US Census 2010 NPDES ID#	US Census 2010 Est. POP	Project Description(s)	Project Est. Cost	SRF Est. Funding
	81	Oxford	\$40,721	NE0031828	779	Sanitary lift station variable frequency drives \$35,000; Sanitary lift station control panel upgrade \$30,000; Miscellaneous sanitary sewer main extensions & replacement \$150,000; Miscellaneous sanitary sewer manhole replacement & rehabilitations \$150,000	\$365,000	\$365,000
	71	Palisade	\$41,375	NE0026115	351	Portable emergency generator at lift station \$35,000; Level gauges & erosion protection at WW Lagoon \$200,000; Replacement of approx 400 LF of 8" gravity sewer \$50,000; Construction of new sewer manhole & rehab of a min of 3manholes \$10,000	\$295,000	\$295,000
	22	Panama	\$62,000	NE0046256	256		\$0	\$0
	52	Papio-Missouri River NRD	\$0		0	Zorinsky Basin #2 - Water Quality Basin for Zorinsky Lake; Water quality basin for flood control reservoir WP6; Water quality basin for flood control reservoir WP7	\$9,961,000	\$9,961,000
	56	Paxton	\$55,179	NE0041289	523	Land sprinkler \$50,000; Repair lagoons \$50,000; Sewer main extension \$370,000; Clean mains \$25,000	\$495,000	\$495,000
	93	Peru	\$40,086	NE0112232	865	Route Backwash Water to Sewer Lagoons (In Process); Rip Rap Along Banks (In Process); Investigate & Correct Sewer Infiltration Concerns; Replace Manholes	\$515,000	\$515,000
	77	Petersburg	\$44,063	NE0029157	333	Replacement and rehab of existing collection system \$20,000; Wastewater system Study (PER) \$25,000	\$45,000	\$45,000
	92	Phillips	\$42,222	NE0124311	287	Collection System Improvements; Rip Rap on Banks	\$250,000	\$250,000
	46	Pickrell	\$45,000	NE0045276	199	Clean and Video all 6" and 8" Mains; Lining 1000' of 6" Mains 2016; Lining 1000' of 6" Mains 2017; Lining 1000' of 8" Mains 2018; Sanitary Sewer Repairs - 2016; Sanitary Sewer Repairs - 2017 \$15,000; Emergency Generation System \$27,500; Electrical ans Switch for above \$11,000	\$198,000	\$198,000
	89	Pierce	\$54,115	NE0042331	1,767	Sewer Liner; Lagoon Valve Replacement; Water Meter Replacement	\$225,000	\$225,000
	112	Pilger	\$38,125	NE0027294	352	Water treatment plant discharge to sewer	\$50,000	\$50,000
	41	Platte Center	\$46,500	NE0046264	336	Sanitary Sewer Collection System Improvements & Expansion; Lagoon Rehab and Sludge Removal	\$300,000	\$300,000
	98	Plattsmouth	\$50,893	NE0021121	6,502	Clarifier Rehabs; Waste Gas Burner; Rehab Digester Cover	\$209,000	\$209,000
	75	Pleasanton	\$50,000	NE0045292	341	1500LF sewer line replacement; Remove Sludge; Rehab Inactive Lagoon	\$500,000	\$500,000
	56	Polk	\$47,000	NE0021652	322	Remove sludge \$65,000; CCTV sewers & clean \$20,000; Renovate lift station \$120,000	\$205,000	\$205,000

Funding List	Priority Points	Community	ACS 2010-2014 Est. MHI	US Census 2010 NPDES ID#	US Census 2010 Est. POP	Project Description(s)	Project Est. Cost	SRF Est. Funding
	88	Ponca	\$49,766	NE0021687	961	Clean, televise, and repair existing sewer mains; Lift Station repairs or replacement; Treatment Facility equipment repairs or replacement	\$375,000	\$375,000
	2	Potter	\$41,875	NE0113026	337		\$0	\$0
	76	Prague	\$44,500	NE0046272	303	Lagoon rehabilitation \$225,000; Sanitary sewer main extension \$24,000	\$249,000	\$249,000
	95	Primrose	\$46,250	NE0029220	61	Preliminary Engineering Report; Lagoon Upgrade	\$624,000	\$624,000
	88	Randolph	\$40,972	NE0029149	944	Sanitary sewer repairs (full extent unknown - eliminate direct by pass) \$150,000; Wastewater treatment system repairs \$300,000; Upgrade to comply with Federal sludge disposal regulations \$750,000	\$1,200,000	\$1,200,000
	73	Ravenna	\$43,092	NE0021547	1,360	4800 L.F. Lining; Lagoon Dredging (Old Lagoons); New Rip Rap	\$775,000	\$775,000
	53	Red Cloud	\$33,082	NE0114049	1,020	Sewer Main CIPP Improvements; Sewer Maps	\$520,000	\$520,000
	95	Republican City	\$31,250	NE0021636	150	Security fence around lagoons \$60,000; Rip rap on bank \$250,000; Clean & repair mains \$50,000	\$360,000	\$360,000
	2	Rising City	\$55,000	NE0046299	374		\$0	\$0
	60	Riverdale	\$54,219	NE0131946	182	Replace sewer mains (4 blocks) \$200,000; Lagoon sealing \$100,000	\$300,000	\$300,000
	70	Rockville	\$50,375	NE0114847	106	Rip rap on lagoon slopes \$100,000; Remove sludge \$50,000; Lift station rehab \$100,000; Back-up power generator & electrical \$20,000	\$270,000	\$270,000
	2	Roseland	\$56,154	NE0045306	235		\$0	\$0
	71	Sargent	\$35,000	NE0032573	525	Lift Pumps Motor; Two New Sewer Mains; Drainage Improvements	\$283,000	\$283,000
	52	Schuyler	\$49,771	NE0042358	6,211	Add additional secondary lagoon cell for further land application; Industrial Lift Station; Manhole Rehab/Sewer Lining; New pivot to replace 20+ year old pivot; Industrial Area treatment	\$3,100,000	\$3,100,000
	70	Scottsbluff	\$37,813	NE0036315	15,039	Rehabilitation of sewer main and siphon at Scottsbluff Drain; Compost Facility Equipment Storage Building with offices and scale	\$1,415,175	\$1,415,175
	107	Scribner	\$44,167	NE0023787	857	Treatment plant modifications; Lining mains; Sewer main extension to new WTP	\$2,340,000	\$2,340,000
	43	Seward	\$58,261	NE0023876	6,964	Sewer Camera; Replace three sludge transfer piston pumps with progressive cavity pumps and electrical improve; Sewer Siphon Protection; Sewer collection system repairs	\$555,000	\$555,000

Funding List	Priority Points	Community	ACS 2010-2014 Est. MHI	NPDES ID#	US Census 2010 Est. POP	Project Description(s)	Project Est. Cost	SRF Est. Funding
	82	Shelby	\$52,986	NE0024015	714	Grading of lagoon dikes \$25,000; Crushing of large sidewalk along dike walls \$10,000; Sealing of lagoon \$75,000; Culver replacement, ditch cleaning \$40,000	\$150,000	\$150,000
	59	Shelton	\$63,458	NE0030988	1,059	Remove sludge \$50,000; Rehab inactive lagoon cell \$50,000; Sewer repairs \$50,000	\$150,000	\$150,000
	45	Shickley	\$50,357	NE0030767	341	Sewer Collection System Repairs; Mechanical WWTF Repair/Improvements/Replacement; Individual Water Meters	\$1,000,000	\$1,000,000
	55	South Sioux City	\$40,975		13,353	Lift Station Rehab; Sanitary Line Extension to new housing area; Sanitary Line Extension to new industrial project	\$830,000	\$830,000
	95	Spencer	\$36,477	NE0049042	455	Rehab Sanitary Sewer Mains and Manholes; Sewer Plant Upgrade; Combination sewer clean/vacuum machine (used)	\$1,350,000	\$1,350,000
	77	Springfield	\$59,931	NE0041343	1,529	WWTF Improvements (excluded from total cost); WWTF Rehabilitation & Expansion; Collection System Improvements; Collection System Expansion	\$21,958,400	\$21,958,400
	27	Springview	\$35,313	NEU133523	242		\$0	\$0
	17	St. Helena	\$59,375	NE0131199	96		\$0	\$0
	127	St. Paul	\$44,583	NE0027324	2,290	New WW Treatment Plant (SBR); Sewer Relocation on Howard Ave. from Jackson St. West; EDC Development East of Highway 281	\$5,242,000	\$5,242,000
	76	Stamford	\$40,625	NE0021628	183	Removal of berm in old lagoon cells and repair of damaged HDPE liner with concrete rip-rap	\$93,000	\$93,000
	4	Stanton	\$38,897	NE0029343	1,577		\$0	\$0
F	68	Stanton Cnty SID #1 - Woodland Park	\$56,071	NE0112356	1,866	Peak Flow Detention Basin; Sewer Line Repairs	\$800,000	\$800,000
	45	Staplehurst	\$52,250	NE0040959	242	Lagoon w/land application \$800,000; I&I - Sewer Main Relining/Manhole Repair \$100,000; Replace Sewer Services \$50,000	\$950,000	\$950,000
	62	Steele City	\$33,125	NE0121771	61	Working with FEMA with Lagoon; Working with USDA on water	\$0	\$0
	55	Steinauer	\$36,250	NE0024279	75	Replace aging clay tile collection system	\$500,000	\$500,000

Funding List	Priority Points	Community	ACS 2010-2014 Est. MHI	US Census 2010 NPDES ID#	US Census 2010 Est. POP	Project Description(s)	Project Est. Cost	SRF Est. Funding
	91	Stratton	\$32,857	NE0026085	343	Lift station renovation including pump & motor improvements & replacement of the existing bubbler system with a float system & Upgrade to the SCADA system \$75,000; Wastewater Study (Addition of erosion control at existing lagoons & evaluation of the liner of the west lagoon cell. Wastewater study needed to determine costs for needs at existing wastewater lagoons) \$20,000	\$95,000	\$95,000
	83	Stromsburg	\$47,227	NE0024325	1,171	Proportional weirs \$40,000; Lagoon piping modifications \$75,000; New force main \$200,000; Collection system pipe replacement, manhole replacement & manhole lining \$900,000; Solar mixers \$185,000; Automatic flushing devices \$30,000; Sewer jetter \$50,000	\$1,480,000	\$1,480,000
	85	Stuart	\$46,563	NE0023949	590	Sewer mains - replace or reline; Treatment facility - grit removal system; Additional aerated sludge holding tank	\$1,710,000	\$1,710,000
	51	Sumner	\$40,625	NE0045322	236	Sludge removal \$80,000; Rehab lagoon cell \$50,000	\$130,000	\$130,000
GPR	87	Superior	\$35,846	NE0023809	1,957	continue slip line sewer mains \$2,400,000; Upgrade plant to comply w/December 2015 NPDEQ Permit \$1,000,000; Upgrade plant lighting to LED \$200,000; Prepare a PER for NPDES Compliance & Potential Nutrient Limits \$25,000	\$3,625,000	\$3,625,000
	0	Sutton	\$54,792		1,502		\$0	\$0
	118	Syracuse	\$45,982	NE0040282	1,942	WWTF Updates - Diffusers; WWTF Updates - Clarifiers; TV Inspection of the sanitary sewer system; Storm water Detention Facilities	\$1,555,000	\$1,555,000
	107	Table Rock	\$34,583	NE0023868	269	Future - Full Retention Lagoon	\$0	\$0
	61	Taylor	\$40,833	NE0113000	190	Land application equipment; Located lines with infiltration/need to replace or line	\$200,000	\$200,000
	113	Tecumseh	\$40,794	NE0030911	1,677	Sewer liner for repairs of existing collection system (5 blocks)	\$150,000	\$150,000
	39	Tekamah	\$46,563	NE0123072	1,736	I & I Corrections/Upgrades; South Lift Station Upgrade; Grinder for Main Lift Station	\$355,000	\$355,000
	87	Terrytown	\$32,614	NE0047295	1,198	Lift Station Rehabilitation; Collection System Rehabilitation; Water Efficiency - Water Meter Replacement	\$1,503,500	\$1,503,500
	105	Theford	\$47,500	NE0112917	188	Refurbish lagoons \$200,000; Repair sewer mains \$125,000; Repair lift station & piping \$95,000	\$420,000	\$420,000
	117	Tilden	\$37,313	NE0027910	953	Construction of new lagoons w/land application \$2,700,000; Rehabilitation or replacement of a portion of the existing collection system \$500,000	\$3,200,000	\$3,200,000
	46	Tobias	\$51,250	NE0027316	106	Sewer collection system improvements (CIPP) \$100,000	\$100,000	\$100,000

Funding List	Priority Points	Community	ACS	US Census		Project Description(s)	Project Est. Cost	SRF Est. Funding
			2010-2014 Est. MHI	NPDES ID#	2010 Est. POP			
	37	Trenton	\$28,750	NE0026093	560		\$0	\$0
	27	Trumbull	\$49,375	NE0045357	205	Manhole & sewer main cleaning & inspections/replacement or repairs if any needed	\$48,000	\$48,000
	77	Uehling	\$55,213	NE0023779	230	Backup power generator at the lift station	\$45,000	\$45,000
	22	Unadilla	\$50,000	NE0025461	311		\$0	\$0
	71	Upland	\$55,455	NE0027952	143	Sludge removal	\$60,000	\$60,000
	54	Utica	\$53,929	NE0045365	861		\$0	\$0
	99	Valentine	\$45,313	NE0051489	2,737	WWTF Blower/Diffuser Upgrades; Development St. Seer extension; Bacon development sewer extension; Interceptor sewer; Main Street sewer	\$3,715,000	\$3,715,000
	40	Venango	\$51,786	NEU133604	164	Sewer lagoon repair; Sewer main replacement; Sewer main repair	\$500,000	\$500,000
	67	Verdel	\$24,904	n/a	30	30 Water Meters; Labor	\$1,500	\$1,500
	51	Verdigre	\$28,750	NEG671069	575	Rehab Sanitary Sewer Mains & Manholes	\$250,000	\$250,000
	92	Verdon	\$39,063	NE0027928	172		\$0	\$0
	19	Wakefield	\$45,795	NE0049018	1,451		\$0	\$0
	2	Wallace	\$52,875	NE0113034	366		\$0	\$0
	17	Walthill	\$34,375	NE0138932	780		\$0	\$0
	90	Waterbury	\$44,583	NE0122220	73	Working on controlling ground water infiltrating out lagoons; Stabilizing lagoon structure	\$250,000	\$250,000
	64	Waterloo	\$52,050	NE0043311	848		\$0	\$0
	130	Wauneta	\$35,000	NE0023841	577	New Lift Station (Subdivision); Collection System Repairs; Sewer Lagoon Cleaning; Sewer Lagoon Expansion if Water Treatment Facility Constructed; Channel Reconstruction to Protect Sanitary Sewer or Construction of an Additional Lift Station	\$745,000	\$745,000
	27	Wausa	\$49,821	NE0039861	634	Sewer mains need replaced and/or relined because of infiltration	\$0	\$0
	63	Wayne	\$40,324	NE0033111	5,660	Lift Station Improvements (LS#1); Lift Station Improvements (LS#6); Lagoon Decommission; Storage IMP at WWTF; Sewer CIP	\$1,150,000	\$1,150,000
	64	Weeping Water	\$53,571	NE0046329	1,050		\$0	\$0
	70	Western	\$42,000	NE0042501	235	Replace existing mechanical treatment plant with a new lagoon system	\$900,000	\$900,000

Funding List	Priority Points	Community	ACS 2010-2014 Est. MHI	NPDES ID#	US Census 2010 Est. POP	Project Description(s)	Project Est. Cost	SRF Est. Funding
	65	Whitney	\$33,750	NE0041327	77	Raise manhole rings and covers; Sanitary Sewer Main Cleaning; Construction of Sanitary Sewer Manholes; Lagoon Rehabilitation	\$232,000	\$232,000
	69	Wilber	\$49,125	NE0045373	1,855	Additional aerated sludge holding basin; CCTV sewers; Misc repairs (manholes, sewer mains)	\$325,000	\$325,000
	22	Wilcox	\$49,063	NE0045381	358	Sewer Line Replacement/Extensions	\$50,000	\$50,000
	62	Winside	\$52,083	NE0043320	427	Sewer Line Repairs	\$100,000	\$100,000
	94	Wisner	\$44,537	NE0023957	1,170	Sewer Main Rehabilitation; WWTF Repairs; Sewer Extension	\$250,000	\$250,000
	76	Wolbach	\$37,750	NE0040088	283	Collection System Investigation; Sanitary Sewer Main Repair/Replacement; Water Conservation - Water Meter Installation	\$275,000	\$275,000
	54	Wood River	\$54,338	NE0021661	1,325	Aeration system for RBC Chamber(s); East Railroad and East 11th Extensions	\$294,000	\$294,000
	134	Wymore	\$34,655	NE0021130	1,457	Videotaping/Cleaning and Sanitary Sewer Repair/Replacement	\$250,000	\$250,000
	107	Wynot	\$35,313	NE0127663	166	Working toward land application with adjacent property owner. Still need to compose written agreement with a property owner, cost is unknown at this time. We have a bid from LG Pumping of Osmond for land application. Their bid was \$11,640.50.	\$11,641	\$11,641
F	101	York	\$48,622	NE0040932	7,766	Manhole Rehabilitation; 2 Blocks of New Main; Lift Station Upgrade; New treatment plant	\$19,915,200	\$19,915,200
	49	Yutan	\$63,167	NE0024376	1,174	Repair/Replace Sanitary Sewer Manholes to Eliminate Infiltration; Clean & Televised Mains	\$65,000	\$65,000
328 New Projects						TOTALS:	\$615,567,985	\$357,067,985
0 Projects Carried Forward From Prior Year(s)								

(1),(2),(3),(4) CW Needs Survey can be carried forward for up to four years if the project is in process. The number behind the community name indicates the number of years it has been carried forward from the prior year(s).

* Behind the priority points indicates communities that were in mid-process and therefore were carried over from the prior year.

F- Identifies projects that are a part of the IUP Funding List.

GPR- Identifies projects that are a part of the IUP Green Project Reserve Funding List.

2010 U.S. Census Bureau estimated resident population, published by American Fact Finder

2010-2014 American Community Survey (ACS) estimates, published by U.S. Census Bureau

APPENDIX B1 - a

CWSRF LIST OF NEBRASKA COMMUNITIES, NRDs, SIDs, and COUNTIES

All Nebraska communities and Sanitary Improvement Districts (SID) in this Appendix may have aging infrastructure or other wastewater issues that are not listed on the current Funding or Planning lists, but may still need investigation, maintenance, and/or replacement. Being included in this IUP and on this list does not mean the community or SID will need, seek out, or receive funding from the CWSRF, but it does recognize the community's or SID's possible future needs which may be undocumented at this time. These communities and SIDs have been given zero (0) points, while still recognizing there is likely a potential need in the thousands of dollars in each community.

Community	ACS 2010-2014 Est. MHI	US Census 2010 Est. POP
Abie	\$75,833	69
Adams	\$56,250	573
Ainsworth	\$30,234	1,728
Albion	\$42,134	1,650
Alda	\$45,781	642
Alexandria	\$32,500	177
Allen	\$37,813	377
Alliance	\$46,071	8,491
Alma	\$36,563	1,133
Alvo	\$41,250	132
Amherst	\$51,042	248
Anoka		6
Anselmo	\$37,083	145
Ansley	\$44,500	441
Arapahoe	\$36,250	1,026
Arcadia	\$41,250	311
Arlington	\$60,694	1,243
Arnold	\$42,188	597
Arthur	\$30,000	117
Ashland	\$54,118	2,453
Ashton	\$37,188	194
Atkinson	\$43,235	1,245
Atlanta	\$44,688	131
Auburn	\$47,269	3,460

Community	ACS 2010-2014 Est. MHI	US Census 2010 Est. POP
Aurora	\$54,484	4,479
Avoca	\$45,938	242
Axtell	\$47,500	726
Ayr	\$53,750	94
Bancroft	\$36,875	495
Barada	\$21,250	24
Barneston	\$29,844	116
Bartlett	\$45,521	117
Bartley	\$38,438	283
Bassett	\$41,875	619
Battle Creek	\$56,250	1,207
Bayard	\$40,278	1,209
Bazile Mills	\$78,750	29
Beatrice	\$40,750	12,459
Beaver City	\$37,266	609
Beaver Crossing	\$50,833	403
Bee	\$44,250	191
Beemer	\$40,395	678
Belden	\$51,875	115
Belgrade	\$27,083	126
Bellevue	\$59,123	50,137
Bellwood	\$47,500	435
Belvidere	\$38,750	48
Benedict	\$46,354	234

Community	ACS 2010-2014 Est. MHI	US Census 2010 Est. POP
Benkelman	\$38,182	953
Bennet	\$71,250	719
Bennington	\$65,625	1,458
Bertrand	\$47,045	750
Berwyn	\$60,625	83
Big Springs	\$50,192	400
Bladen	\$45,625	237
Blair	\$51,098	7,990
Bloomfield	\$37,813	1,028
Bloomington	\$46,250	103
Blue Hill	\$43,750	936
Blue Springs	\$30,078	331
Boelus		202
Boys Town	\$24,231	745
Bradshaw	\$48,036	273
Brady	\$53,000	428
Brainard	\$56,250	330
Brewster	\$2,500	17
Bridgeport	\$46,379	1,545
Bristow	\$45,625	65
Broadwater	\$29,375	128
Brock	\$25,625	112
Broken Bow	\$35,553	3,559
Brownville	\$43,125	132

Community	ACS 2010-2014 Est. MHI	US Census 2010 Est. POP
Brule	\$37,500	326
Bruning	\$44,500	279
Bruno	\$33,750	99
Brunswick	\$45,833	138
Burchard	\$30,625	82
Burr	\$40,625	57
Burton	\$18,750	10
Burwell	\$37,083	1,210
Bushnell	\$33,021	124
Butte	\$28,750	326
Byron	\$32,292	83
Cairo	\$59,167	785
Callaway	\$46,667	539
Cambridge	\$42,143	1,063
Campbell	\$37,813	347
Carleton	\$45,104	91
Carroll	\$37,917	229
Cedar Bluffs	\$36,250	610
Cedar Creek	\$70,333	390
Cedar Rapids	\$38,542	382
Center	\$41,250	94
Central City	\$37,872	2,934
Ceresco	\$60,469	889
Chadron	\$36,439	5,851
Chambers	\$35,000	268
Chapman	\$41,250	287
Chappell	\$41,597	929
Chester	\$38,977	232
Clarks	\$44,250	369
Clarkson	\$40,625	658
Clatonia	\$42,500	231

Community	ACS 2010-2014 Est. MHI	US Census 2010 Est. POP
Clay Center	\$47,841	760
Clearwater	\$48,516	419
Clinton	\$60,313	41
Cody	\$44,643	154
Coleridge	\$41,250	473
Colon	\$63,750	110
Columbus	\$51,261	22,111
Comstock	\$39,250	93
Concord	\$46,875	166
Cook	\$36,094	321
Cordova	\$21,375	137
Cornlea	\$83,750	36
Cortland	\$61,111	482
Cotesfield	\$31,324	46
Cowles	\$43,333	30
Cozad	\$42,024	3,977
Crab Orchard	\$24,219	38
Craig	\$37,750	199
Crawford	\$30,526	997
Creighton	\$36,176	1,154
Creston	\$33,214	203
Crete	\$38,542	6,960
Crofton	\$46,705	726
Crookston	\$38,750	69
Culbertson	\$39,438	595
Curtis	\$42,841	939
Cushing	\$48,571	32
Dakota City	\$59,875	1,919
Dalton	\$42,750	315
Danbury	\$23,750	101
Dannebrog	\$40,769	303

Community	ACS 2010-2014 Est. MHI	US Census 2010 Est. POP
Davenport	\$46,750	294
Davey	\$61,250	154
David City	\$44,444	2,906
Dawson	\$34,750	146
Daykin	\$42,500	166
Decatur	\$31,641	481
Denton	\$60,936	190
Deshler	\$38,558	747
DeWeese	\$28,393	67
DeWitt	\$45,625	513
Diller	\$56,250	260
Dix	\$35,625	255
Dixon	\$33,750	87
Dodge	\$45,729	612
Doniphan	\$47,969	829
Dorchester	\$46,458	586
Douglas	\$45,000	173
DuBois	\$48,125	147
Dunbar	\$36,500	187
Duncan	\$65,556	351
Dunning	\$29,375	103
Dwight	\$48,750	204
Eagle	\$62,917	1,024
Eddyville	\$40,500	97
Edgar	\$35,000	498
Edison	\$30,000	133
Elba	\$43,333	215
Elgin	\$41,250	661
Elk Creek	\$42,500	98
Elm Creek	\$46,528	901
Elmwood	\$56,875	634

Community	ACS 2010-2014 Est. MHI	US Census 2010 Est. POP
Elsie	\$57,917	106
Elwood	\$51,607	707
Elyria	\$68,438	51
Emerson	\$38,958	840
Emmet	\$39,167	48
Endicott	\$45,000	132
Ericson	\$27,500	92
Eustis	\$54,861	401
Ewing	\$35,750	387
Exeter	\$54,688	591
Fairbury	\$38,641	3,942
Fairfield	\$34,050	387
Fairmont	\$43,155	560
Falls City	\$38,465	4,325
Farnam	\$45,938	171
Farwell	\$27,083	122
Filley	\$53,125	132
Firth	\$53,438	590
Fordyce	\$41,000	139
Fort Calhoun	\$63,365	908
Foster	\$35,000	51
Franklin	\$37,045	1,000
Fremont	\$47,239	26,397
Friend	\$60,707	1,027
Fullerton	\$38,167	1,307
Funk	\$56,563	194
Gandy	\$23,125	32
Garland	\$48,636	216
Garrison	\$36,250	54
Geneva	\$49,091	2,217
Genoa	\$50,000	1,003

Community	ACS 2010-2014 Est. MHI	US Census 2010 Est. POP
Gering	\$51,056	8,500
Gibbon	\$41,250	1,833
Gilead	\$35,000	39
Giltner	\$57,813	352
Glensvil	\$58,750	310
Goehner	\$51,875	154
Gordon	\$32,120	1,612
Gothenburg	\$51,726	3,574
Grafton	\$36,250	126
Grand Island	\$46,527	48,520
Grant	\$54,063	1,165
Greeley	\$35,096	466
Greenwood	\$51,250	568
Gresham	\$41,607	223
Gretna	\$69,713	4,441
Gross		2
Guide Rock	\$34,500	225
Gurley	\$43,906	214
Hadar	\$70,625	293
Haigler	\$27,500	158
Hallam	\$66,250	213
Halsey	\$61,875	76
Hamlet	\$39,531	57
Hampton	\$51,827	423
Harbine	\$57,917	49
Hardy	\$42,500	159
Harrisburg	\$27,143	100
Harrison	\$25,625	251
Hartington	\$39,250	1,554
Harvard	\$42,656	1,013
Hastings	\$46,840	24,907

Community	ACS 2010-2014 Est. MHI	US Census 2010 Est. POP
Hay Springs	\$35,956	570
Hayes Center	\$41,071	214
Hazard	\$46,250	70
Heartwell	\$31,000	71
Hebron	\$37,470	1,579
Hemingford	\$45,568	803
Henderson	\$52,426	991
Hendley	\$40,250	24
Henry	\$14,866	106
Herman	\$45,179	268
Hershey	\$70,000	665
Hickman	\$63,750	1,657
Hildreth	\$56,354	378
Holbrook	\$31,875	207
Holdrege	\$45,227	5,495
Holstein	\$41,875	214
Homer	\$48,056	549
Hooper	\$50,000	830
Hordville	\$47,321	144
Hoskins	\$38,500	285
Howard City	\$33,333	189
Howells	\$58,315	561
Hubbard	\$56,250	236
Hubbell	\$20,000	68
Humboldt	\$28,664	877
Humphrey	\$54,219	760
Huntley	\$33,750	44
Hyannis	\$45,357	182
Imperial	\$48,750	2,071
Indianola	\$59,044	584
Inglewood	\$43,646	325

Community	ACS 2010-2014 Est. MHI	US Census 2010 Est. POP
Inman	\$50,714	129
Ithaca	\$63,750	148
Jackson	\$45,000	223
Jansen	\$39,583	118
Johnson	\$41,806	328
Johnstown	\$19,000	64
Julian	\$37,500	59
Juniata	\$44,375	755
Kearney	\$48,433	30,787
Kenesaw	\$62,917	880
Kennard	\$57,500	361
Kilgore	\$49,063	77
Kimball	\$40,075	2,496
Lamar	\$22,143	23
Laurel	\$50,357	964
LaVista	\$55,836	15,758
Lawrence	\$38,750	304
Lebanon	\$25,625	80
Leigh	\$41,250	405
Leshara	\$44,375	112
Lewellen		82
Lewiston	\$41,875	68
Lexington	\$44,966	10,230
Liberty	\$35,417	76
Lincoln	\$49,794	258,379
Lindsay	\$42,500	255
Linwood	\$36,250	88
Lishara	\$44,375	112
Litchfield	\$47,656	262
Lodgepole	\$47,917	318
Long Pine	\$31,806	305

Community	ACS 2010-2014 Est. MHI	US Census 2010 Est. POP
Loomis	\$59,643	382
Lorton	\$60,000	41
Louisville	\$40,536	1,106
Loup City	\$39,333	1,029
Lushton	\$53,125	30
Lyman	\$47,115	341
Lynch	\$29,875	245
Lyons	\$38,942	851
Madison	\$48,080	2,438
Madrid	\$39,583	231
Magnet	\$24,167	57
Malcolm	\$72,917	382
Malmo	\$98,214	120
Manley	\$60,500	178
Marquette	\$41,250	229
Martinsburg	\$32,500	94
Maskell	\$59,000	76
Mason City	\$36,250	171
Maxwell	\$58,409	312
Maywood	\$45,938	261
McCook	\$41,560	7,698
McCool Junction	\$51,607	409
McGrew	\$17,813	105
McLean	\$66,875	36
Mead	\$59,286	569
Meadow Grove	\$36,375	301
Melbeta	\$48,750	112
Memphis	\$46,250	114
Merna	\$47,727	363
Merriman	\$7,375	128
Milford	\$53,750	2,090

Community	ACS 2010-2014 Est. MHI	US Census 2010 Est. POP
Miller	\$21,667	136
Milligan	\$40,625	285
Minatare	\$35,000	816
Minden	\$50,690	2,923
Mitchell	\$42,125	1,702
Monowi		1
Monroe	\$43,958	284
Moorefield	\$28,750	32
Morrill	\$45,278	921
Morse Bluff	\$30,938	135
Mullen	\$36,000	509
Murdock	\$57,000	236
Murray	\$54,875	463
Naper	\$36,250	84
Naponee	\$38,125	106
Nebraska City	\$44,838	7,289
Neligh	\$41,813	1,599
Nelson	\$34,531	488
Nemaha	\$30,000	149
Nenzel	\$111,250	20
Newcastle	\$35,938	325
Newman Grove	\$37,500	721
Newport	\$28,750	97
Nickerson	\$29,583	369
Nihawka	\$57,500	204
Niobrara	\$32,054	370
Nora	\$19,375	21
Norfolk	\$43,266	24,210
Norman	\$51,875	43
North Bend	\$48,542	1,177
North Loup	\$43,750	297

Community	ACS 2010-2014 Est. MHI	US Census 2010 Est. POP
North Platte	\$43,772	24,733
Oak	\$31,667	66
Oakdale	\$26,000	322
Oakland	\$45,250	1,244
Obert	\$31,875	23
Oconto	\$34,500	151
Octavia	\$41,500	127
Odell	\$45,000	307
Ogallala	\$40,771	4,737
Ohiowa	\$53,000	115
Omaha	\$48,751	408,958
O'Neill	\$43,796	3,705
Ong	\$31,750	63
Orchard	\$33,438	379
Ord	\$40,197	2,112
Orleans	\$45,114	386
Osceola	\$57,237	880
Oshkosh	\$38,182	884
Osmond	\$49,167	783
Otoe	\$40,455	171
Overland	\$79,250	153
Overton	\$48,043	594
Oxford	\$40,721	779
Page	\$19,250	166
Palisade	\$41,375	351
Palmer	\$42,083	472
Palmyra	\$56,146	545
Panama	\$62,000	256
Papillion	\$74,111	18,894
Pawnee City	\$28,250	878
Paxton	\$55,179	523

Community	ACS 2010-2014 Est. MHI	US Census 2010 Est. POP
Pender	\$49,643	1,002
Peru	\$40,086	865
Petersburg	\$44,063	333
Phillips	\$42,222	287
Pickrell	\$45,000	199
Pierce	\$54,115	1,767
Pilger	\$38,125	352
Plainview	\$41,300	1,246
Platte Center	\$46,500	336
Plattsmouth	\$50,893	6,502
Pleasant Dale	\$57,411	205
Pleasanton	\$50,000	341
Plymouth	\$48,000	409
Polk	\$47,000	322
Ponca	\$49,766	961
Potter	\$41,875	337
Prague	\$44,500	303
Preston	\$45,625	28
Primrose	\$46,250	61
Prosser	\$55,313	66
Ragan	\$62,250	38
Ralston	\$49,119	5,943
Randolph	\$40,972	944
Ravenna	\$43,092	1,360
Raymond	\$55,500	167
Red Cloud	\$33,082	1,020
Republican City	\$31,250	150
Reynolds	\$20,357	69
Richfield	\$60,645	43
Richland	\$45,625	73
Rising City	\$55,000	374

Community	ACS 2010-2014 Est. MHI	US Census 2010 Est. POP
Riverdale	\$54,219	182
Riverton	\$24,286	89
Roca	\$71,250	220
Rockville	\$50,375	106
Rogers	\$44,167	95
Rosalie	\$38,750	160
Roseland	\$56,154	235
Royal	\$59,250	63
Rulo	\$38,214	172
Rushville	\$28,611	890
Ruskin	\$31,875	123
Salem	\$37,969	112
Santee	\$16,625	346
Sargent	\$35,000	525
Saronville	\$58,750	47
Schuyler	\$49,771	6,211
Scotia	\$36,058	318
Scottsbluff	\$37,813	15,039
Scribner	\$44,167	857
Seneca	\$24,583	33
Seward	\$58,261	6,964
Shelby	\$52,986	714
Shelton	\$63,458	1,059
Shickley	\$50,357	341
Sholes	\$60,625	21
Shubert	\$41,250	150
Sidney	\$54,175	6,757
Silver Creek	\$41,111	362
Smithfield	\$41,875	54
Snyder	\$45,000	300
South Bend	\$67,917	99

Community	ACS 2010-2014 Est. MHI	US Census 2010 Est. POP
South Sioux City	\$40,975	13,353
Spalding	\$41,875	487
Spencer	\$36,477	455
Sprague	\$65,000	142
Springfield	\$59,931	1,529
Springview	\$35,313	242
St. Edward	\$39,250	705
St. Helena		
St. Helena	\$51,250	96
St. Paul	\$44,583	2,290
Stamford	\$40,625	183
Stanton	\$38,897	1,577
Staplehurst	\$52,250	242
Stapleton	\$32,431	305
Steele City	\$33,125	61
Steinauer	\$36,250	75
Stella	\$46,250	152
Sterling	\$39,063	476
Stockham	\$71,250	44
Stockville	\$46,250	25
Strang	\$41,250	29
Stratton	\$32,857	343
Stromsburg	\$47,227	1,171
Stuart	\$46,563	590
Sumner	\$40,625	236
Superior	\$35,846	1,957
Surprise	\$45,000	43
Sutherland	\$65,313	1,286
Sutton	\$54,792	1,502
Swanton	\$37,500	94
Syracuse	\$45,982	1,942

Community	ACS 2010-2014 Est. MHI	US Census 2010 Est. POP
Table Rock	\$34,583	269
Talmage	\$35,875	233
Tarnov	\$43,750	46
Taylor	\$40,833	190
Tecumseh	\$40,794	1,677
Tekamah	\$46,563	1,736
Terrytown	\$32,614	1,198
Thayer	\$66,250	62
Theford	\$47,500	188
Thurston	\$41,875	132
Tilden	\$37,313	953
Tobias	\$51,250	106
Trenton	\$28,750	560
Trumbull	\$49,375	205
Uehling	\$55,213	230
Ulysses	\$49,688	171
Unadilla	\$50,000	311
Union	\$36,250	233
Upland	\$55,455	143
Utica	\$53,929	861
Valentine	\$45,313	2,737
Valley	\$46,625	1,875
Valparaiso	\$53,292	570
Venango	\$51,786	164
Venice	\$46,150	75
Verdel	\$24,904	30
Verdigre	\$28,750	575
Verdon	\$39,063	172
Virginia	\$39,375	60
Waco	\$41,250	236
Wahoo	\$50,069	4,508

Community	ACS 2010-2014 Est. MHI	US Census 2010 Est. POP
Wakefield	\$45,795	1,451
Wallace	\$52,875	366
Walthill	\$34,375	780
Washington	\$98,125	150
Waterbury	\$44,583	73
Waterloo	\$52,050	848
Wauneta	\$35,000	577
Wausa	\$49,821	634
Waverly	\$82,618	3,277
Wayne	\$40,324	5,660
Weeping Water	\$53,571	1,050
Wellfleet	\$43,958	78
West Point	\$41,447	3,364
Western	\$42,000	235
Weston	\$37,083	324
Whitney	\$33,750	77
Wilber	\$49,125	1,855
Wilcox	\$49,063	358
Wilsonville	\$38,750	93
Winnebago	\$34,375	774
Winnetoon	\$70,417	68
Winside	\$52,083	427
Winslow	\$61,250	103
Wisner	\$44,537	1,170
Wolbach	\$37,750	283
Wood Lake	\$15,000	63
Wood River	\$54,338	1,325
Wymore	\$34,655	1,457
Wynot	\$35,313	166
York	\$48,622	7,766
Yutan	\$63,167	1,174

NRDs		
Central Platte NRD	Lower Platte South NRD	Tri-Basin NRD
Lewis & Clark NRD	Lower Republican NRD	Twin Platte NRD
Little Blue NRD	Middle Niobrara NRD	Upper Big Blue NRD
Lower Big Blue NRD	Middle Republican NRD	Upper Elkhorn NRD
Lower Elkhorn NRD	Nemaha NRD	Upper Loup NRD
Lower Loup NRD	North Platte NRD	Upper Niobrara - White NRD
Lower Niobrara NRD	Papio-Missouri River NRD	Upper Republican NRD
Lower Platte North NRD	South Platte NRD	

SIDs	
Butler Co. SID #1, Clear Lake Residential Association (Columbus)	Platte Co. SID #7, Whitetail Lake (Columbus)
Cass Co. SID #2, Cass Greenwood Interchange (Omaha)	Polk Co. SID #1, Duncan Lakes (Omaha)
Cass Co. SID #5, Buccaneer Bay (Plattsmouth)	Sarpy Co. SID #29, Westridge Farms (Gretna)
Dodge Co. SID #3, Lake Ventura (Fremont)	Sarpy Co. SID #101, Hanson's Lake (Bellevue)
Douglas Co. SID #128, Twilight Hills (Omaha)	Sarpy Co. SID #97, Hawaiian Village (Papillion)
Douglas Co. SID #177, Riverside Lake (Omaha)	Saunders Co. SID #8, Woodcliff Lake (Omaha)
Gosper Co. SID #1, Johnson Lake (Elwood)	Stanton Co. SID #1, Woodland Park (Norfolk)
Lancaster Co. SID #5, Cheney (Lincoln)	

City or Village listed in parenthesis () refer to the mailing address location.

COUNTIES								
Adams	Butler	Dawes	Gage	Hitchcock	Knox	Nemaha	Richardson	Stanton
Antelope	Cass	Dawson	Garden	Holt	Lancaster	Nuckolls	Rock	Thayer
Arthur	Cedar	Deuel	Garfield	Hooker	Lincoln	Otoe	Saline	Thomas
Banner	Chase	Dixon	Gosper	Howard	Logan	Pawnee	Sarpy	Thurston
Blaine	Cherry	Dodge	Grant	Jefferson	Loup	Perkins	Saunders	Valley
Boone	Cheyenne	Douglas	Greeley	Johnson	Madison	Phelps	Seward	Washington
Box Butte	Clay	Dundy	Hall	Kearney	McPherson	Pierce	Scotts Bluff	Wayne
Boyd	Colfax	Fillmore	Hamilton	Keith	Merrick	Platte	Sheridan	Webster
Brown	Cuming	Franklin	Harlan	Keya Paha	Morrill	Polk	Sherman	Wheeler
Buffalo	Custer	Frontier	Hayes	Kimball	Nance	Red Willow	Sioux	York
Burt	Dakota	Furnas						

APPENDIX B2***DWSRF PROJECT PRIORITY PLANNING LIST – ALPHABETICAL ORDER***

RTP CODE	PRIORITY POINTS	Public Water System	PWS NUMBER	POP	PROJECT DESCRIPTION	ESTIMATED PROJECT COST
TDF	90	Abie, Village Of	NE3102305	69	Interconnect w/Lower Platte North NRD - Bruno RWD & New Meters	\$560,000
PER NO	100	Adams, Village Of	NE3106712	573	Replace Well due to Nitrates or Upgrade WTP, Replace Tower & Mains	\$3,850,000
NO	30	Ainsworth, City Of	NE3101702	1728	Replace Meters (GPR)	\$300,000
LOAN	120	Albion, City Of - SFY 2016	NE3101102	1650	Replace Well due to Selenium	\$790,000
NO	120	Albion, City Of	NE3101102	1650	Backup Well due to Selenium, Replace Mains & Meters (GPR)	\$730,000
NO	30	Alda, Village Of	NE3107909	642	Replace & Loop Mains	\$700,000
PER NO	120	Alliance, City Of - SFY 2015	NE3101302	8491	Replace Well due to Arsenic & Replace Mains	\$1,605,000
NO	40	Alexandria, Village Of	NE3116910	177	Replace & Loop Mains	\$250,000
NO	80	Allen, Village Of	NE3105101	377	Replace Tower	\$900,000
NO	15	Alma, City Of	NE3108307	1133	Replace Mains	\$650,000
NO	15	Amherst, Village Of	NE3120041	248	Replace Mains, add Controls & Fencing	\$275,000
NO	15	Ansley, Village Of	NE3104104	441	Replace Mains & Meters (GPR)	\$450,000
NO	15	Arapahoe, City Of	NE3106506	1026	Replace Mains & Meters (GPR)	\$300,000
TDF	25	Arcadia, Village Of	NE3117503	311	Replace Mains & New Meters	\$557,000
NO	15	Ashton, Village Of	NE3116301	194	Replace Meters	\$125,000
TDF	50	Atlanta, Village Of	NE3113706	131	Transmission Main & New Meters	\$350,000
YES	15	Atkinson, City Of	NE3108905	1245	Repaint Tower, Rehab Well & Replace Meters	\$230,000
PER NO	40	Auburn, City Of	NE3112703	3460	New Wellfield for additional capacity, Replace Mains & Rehab Tower	\$8,800,000
FNSI	135	Aurora, City Of	NE3108101	4479	Replace Well due to Nitrates	\$1,000,000

RTP CODE	PRIORITY POINTS	Public Water System	PWS NUMBER	POP	PROJECT DESCRIPTION	ESTIMATED PROJECT COST
NO	155	Aurora, City Of	NE3108101	4479	New Tower, Pump Station & Well due to Nitrates, Rehab Wells w/ VFDs, Loop Mains or Potential WTP	\$18,150,000
NO	15	Bancroft, Village Of	NE3103901	495	Rehab Tower	\$8,000
NO	15	Barneston, Village Of	NE3120604	116	Rehab Tower & AMR Meter System	\$49,000
NO	15	Bartlett, Village Of	NE3118501	117	Rehab Well & Tank	\$13,000
NO	15	Bassett, City Of	NE3114902	619	Replace Mains	\$240,000
TDF	15	Battle Creek, City Of	NE3111915	1207	Replace Mains	\$250,000
NO	60	Bayard, City Of	NE3112302	1209	Replace Tower	\$850,000
NO	15	Beatrice West Public West Project	NE3120998	550	Replace Meters	\$6,500
PER NO	140	Beemer, Village Of - SFY 2015	NE3103902	678	RO Treatment for Uranium & Selenium w/ Transmission Mains	\$2,130,000
NO	15	Bellwood, Village Of	NE3102306	435	Repaint Tower & Replace Mains	\$175,000
PER NO	145	Benedict, Village Of	NE3118703	234	New Well due to Nitrates, Tower Rehab, Replace Mains & Meters	\$504,000
USDA	180	Benkelman, City Of	NE3105701	953	New Wellfield w/Transmission Main & Ground Storage Tank to address Uranium A.O., Arsenic, Gross Alpha & GWUDI	\$2,680,000
PER NO	70	Bennet, Village Of	NE3110910	719	Replace or Rehab Tower, Replace Mains & Meters	\$1,665,000
TDF	15	Bertrand, Village Of	NE3113707	750	Replace Mains & New Meters	\$700,000
NO	30	Bic Joint Water Agency	NE3121227	1930	New Well for Capacity, add Chlorine Feed System & SCADA upgrade	\$509,000
USDA	55	Bladen, Village Of	NE3118303	237	Replace Mains, New Meters (GPR), Rehab Tower & add VFDs	\$1,350,000
NO	30	Blair, City, Of	NE3117905	7990	New Tower & WTP Upgrades	\$12,000,000
NO	35	Bloomington, Village Of	NE3106106	103	Rehab Tank, Replace Mains & Meters (GPR)	\$300,000
NO	80	Bradshaw, Village Of	NE3118704	273	Replace Standpipe & Loop Mains	\$1,150,000
TDF	30	Brady, Village Of	NE3111102	428	Replace & Loop Mains	\$150,000
USDA	160	Brainard, Village Of	NE3102304	330	Replace Well or Treatment due to Selenium & Replace Mains	\$3,000,000

RTP CODE	PRIORITY POINTS	Public Water System	PWS NUMBER	POP	PROJECT DESCRIPTION	ESTIMATED PROJECT COST
NO	15	Bridgeport, City Of	NE3112303	1545	Repaint Tower & Replace Mains	\$375,000
NO	100	Bristow, Village Of	NE3010502	65	Rehab Tank or Interconnect w/local RWD	\$150,000
NO	0	Bruno, Village Of	NE3102302	99	Rehab Well	\$5,000
NO	15	Brunswick, Village Of	NE3100309	138	Replace Mains	\$91,500
NO	35	Burchard, Village Of	NE3113303	82	Repaint Tower & Replace Meters (GPR)	\$155,000
PER NO	175	Burr, Village Of	NE3113110	57	Replace Well, in part due to Nitrates, & Meters	\$330,000
PER NO	100	Bushnell, Village Of - SFY 2014	NE3110504	124	Replace Tower & Mains	\$2,350,000
TDF	110	Byron, Village Of - SFY 2013	NE3116907	83	Backup Well & Meters	\$180,000
LOAN	120	Cairo, Village Of	NE3107906	785	New Well due to Arsenic	\$430,000
NO	15	Cambridge, City Of	NE3106504	1063	Main Improvements	\$215,000
PER NO	175	Campbell, Village Of	NE3106107	347	Replace Well lost due to Nitrates w/ Transmission Main & Meters, Repaint Tank	\$1,915,000
NO	35	Carleton, Village Of	NE3116904	91	Repaint Tank, Replace Mains & Meters	\$320,000
USDA	130	Carroll, Village Of	NE3118102	229	Backup Well, Replace Tower or add Booster Station, Replace Mains	\$1,250,000
PER NO	150	Cedar Bluffs, Village Of	NE3115504	610	Replace Well, Interconnect w/RWS, or Treatment due to Arsenic	\$2,200,000
NO	15	Cedar Rapids, Village Of	NE3101101	382	Replace Mains & Upgrade Meters (GPR)	\$225,000
PER NO	120	Cedar-Knox Rwd - SFY 2014	NE3120303	3056	Brooky Bottom Main Extension in part to reduce THMs, Rehab Tanks & Loop Mains	\$510,000
LOAN	120	Central City, City Of - SFY 2016	NE3112102	2934	Water Main Extension to tie-in PWS due to Arsenic	\$723,400
NO	0	Central City, City Of	NE3112102	2934	Replace Wells or Treatment due to Nitrates, & Replace Mains	\$4,000,000
NO	135	Chadron Municipal Airport - SFY 2016	NE3120740	5851	Replace Well due to Nitrates & Rehab Tank	\$20,000
NO	15	Chadron, City Of	NE3104507	5851	Rehab Well, Repaint Tank, Replace Meters (GPR), Replace Mains & VFDs	\$945,000
PER NO	50	Chambers, Village Of	NE3108901	268	Rehab Well, Replace & Loop Mains	\$700,000
NO	15	Chapman, Village Of	NE3120819	287	Replace Mains	\$100,000

RTP CODE	PRIORITY POINTS	Public Water System	PWS NUMBER	POP	PROJECT DESCRIPTION	ESTIMATED PROJECT COST
PER NO	160	Chappell, City Of	NE3104901	929	Replace Wells or Treatment due to Arsenic, Replace Mains & Replace Meters (GPR)	\$6,100,000
NO	175	Chester, Village Of	NE3116906	232	Replace Well due to Nitrates, Replace Mains, Rehab Tower & New Meters (GPR)	\$1,305,000
NO	135	Christ Lutheran Church And School - SFY 2016	NE3150006	70	Treatment due to Nitrates	\$2,500
NO	15	Clarks, Village Of	NE3112101	369	Replace Mains	\$50,000
NO	60	Clarkson, City Of	NE3103703	658	Replace Well & Repaint Tower	\$600,000
PER NO	15	Clatonia, Village Of	NE3106707	231	Rehab Well & Replace Mains	\$175,000
NO	155	Clay Center, City Of	NE3103506	760	Replace Well due to Arsenic, Loop & Replace Mains, New Meters (GPR)	\$2,305,000
NO	55	Clay Co Sid #1	NE3120603	150	Replace Mains & Meters (GPR)	\$1,030,400
TDF	15	Clearwater, Village Of	NE3100308	419	Replace Chemical Feeder & New Meters (GPR)	\$505,000
NO	80	Clearview Utilities Corp.	NE3120029	115	Interconnect w/ Kearney	\$400,000
PER NO	150	Cody, Village Of	NE3103101	154	Replace Well due Arsenic, Replace Mains & Meters, Repaint Tank	\$750,000
TH PER not RTP	135	Coleridge, Village Of	NE3102706	473	New Well w/ Transmission Main due to Nitrates	\$475,000
NO	15	Comstock, Village Of	NE3104110	93	Rehab Tower & Replace Meters	\$100,000
PER NO	15	Cortland, Village Of	NE3106706	482	Replace Mains	\$200,000
PER NO	30	Cozad, City Of	NE3104701	3977	Trunk Main & Replace Mains	\$750,000
NO	25	Crawford, City Of	NE3104505	997	Replace Mains & Meters (GPR)	\$1,325,000
PER NO	30	Creighton, City Of	NE3110705	1154	Upgrade WTP, Rehab Well & Replace Mains	\$315,000
PER NO	130	Creston, Village Of	NE3114114	203	Backup Well, Replace Mains & Meters	\$1,190,000
NO	80	Crete, City Of	NE3115104	6960	Replace WTP, Wells & New Tower	\$23,000,000
PER NO	15	Curtis, City Of	NE3106302	939	Renovate Wells, Replace Mains & Meters (GPR)	\$903,300
NO	60	Dakota City, City Of	NE3104301	1919	Replace Well & Replace Mains	\$1,000,000
NO	15	Dalton, Village Of	NE3103305	315	Replace Mains & Rehab Wells	\$202,000
NO	100	Danbury, Village Of	NE3114501	101	Replace Reservoir, Mains & Meters (GPR)	\$310,000

RTP CODE	PRIORITY POINTS	Public Water System	PWS NUMBER	POP	PROJECT DESCRIPTION	ESTIMATED PROJECT COST
NO	90	Dannebrog, Village Of	NE3109303	303	New Well due to quantity, Replace & Loop Mains, Replace Tower & Meters (GPR)	\$1,320,000
MHI PER NO	175	Davey, Village Of	NE3110911	154	Replace Well lost due to Nitrates, Replace & Loop Mains	\$1,150,000
NO	45	David City, City Of	NE3102301	2906	Upgrade WTP, Rehab Tower & Replace Mains	\$889,000
NO	15	Daykin, Village Of	NE3109506	166	Replace Mains	\$100,000
NO	15	Decatur, Village Of	NE3102104	481	Rehab Pumps	\$100,000
NO	15	Deweese, Village Of	NE3120030	67	Replace Mains	\$50,000
NO	90	Diller, Village Of - SFY 2016	NE3109505	260	Backup Well & Replace Mains	\$325,000
NO	90	Dixon, Village Of - SFY 2015	NE3105102	87	New Municipal Well	\$300,000
PER NO	175	Dodge, Village Of	NE3105307	612	New Well(s) or Treatment to address Nitrates, Replace Tower & Mains	\$4,585,000
TDF	15	Doniphan, Village Of	NE3115103	829	Replace Mains	\$50,000
NO	15	Douglas, Village Of	NE3113112	173	Replace Meters	\$8,000
NO	70	Duncan, Village Of	NE3114113	351	Replace Tower, Rehab Well/WTP, Replace Mains & Meters (GPR)	\$846,000
NO	160	Dwight, Village Of	NE3102303	204	Replace Well or Treatment due to Arsenic, Rehab Tower, Replace Mains & Meters (GPR)	\$1,270,000
NO	30	Eagle, Village Of	NE3102303	1024	New Well, Replace Mains & Meters (GPR)	\$465,000
LOAN	160	Edgar, City Of	NE3103505	498	New Well or Treatment to address Nitrate A.O., Replace Mains & New Meters (Phase I - Meters)	\$500,000
PER NO	200	Edgar, City Of	NE3103505	498	New Well or Treatment to address Nitrate A.O., Replace Mains & New Meters	\$2,500,000
NO	45	Edison, Village Of	NE3106503	133	Repaint Tank, Rehab Well, Replace Mains & Meters (GPR)	\$415,000
NO	0	Elba, Village Of	NE3109304	215	Rehab Tank	\$25,000
LOAN	165	Elgin, City Of	NE3100307	661	Replace Well to address Arsenic A.O., Replace Tower, Replace Mains	\$2,150,000
NO	15	Elmwood, Village Of	NE3102516	634	Upgrade WTP, Repaint Tower, Rehab Well & Replace Mains	\$188,000
NO	30	Elm Creek, Village Of	NE3101908	901	New Well & Repaint Water Tower	\$550,000

RTP CODE	PRIORITY POINTS	Public Water System	PWS NUMBER	POP	PROJECT DESCRIPTION	ESTIMATED PROJECT COST
TDF	15	Elwood, Village Of	NE3107308	707	New Meters, Replace Wellhouse & Mains	\$895,000
PER NO	15	Emerson, Village Of	NE3104305	840	Update WTP Controls	\$28,000
USDA	100	Endicott, Village Of	NE3109508	132	Rehab WTP, Replace Tank, Main & Meters (GPR)	\$822,200
NO	175	Erelwine Mobile Home Park	NE3120062	12	Interconnect w/ Ogallala due to Nitrates	\$400,000
NO	80	Ewing, Village Of	NE3108902	387	Replace Tank & Mains, Rehab Well	\$1,219,000
NO	15	Exeter, Village Of	NE3105906	591	Rehab Wells	\$50,000
LOAN	70	Falls City, City Of	NE3114705	4325	Replace & Upgrade Wells, Upgrade WTP & Replace Mains	\$5,500,000
FNSI	145	Fairbury, City Of	NE3109507	3942	Treatment due to Nitrates w/Transmission Mains, Replace Pumps & Mains	\$5,920,000
NO	40	Fairfield, City Of	NE3103503	387	Repaint Tower & New Meters	\$500,000
NO	15	Fairmont, City Of	NE3105902	560	Replace Mains	\$100,000
NO	15	Farnam, Village Of	NE3104703	171	Rehab Well	\$20,000
NO	25	Farwell, Village Of	NE3103902	122	Rehab Wells & Replace Mains	\$125,000
NO	30	Firth, Village Of	NE3110912	590	Trunk Main & Replace Mains	\$350,000
PER YES	60	Fort Calhoun, City Of	NE3117907	908	Redundant Interconnection w/RWD, Loop & Replace Mains, Replace Meters	\$733,700
NO	40	Franklin, City Of	NE3106104	1000	New Tower, Replace Mains & Meters, Rehab Well	\$1,610,000
PER NO	30	Fremont, City Of	NE3105312	26397	Loop Mains, NW Reservoir, Booster Station & Mains	\$4,325,000
NO	15	Friend, City Of	NE3115102	1027	Replace Mains	\$150,000
PER NO	130	Fullerton, City Of	NE3112503	1307	Replace Wells due to Selenium & Replace Mains	\$1,680,600
TDF	60	Funk, Village Of	NE3113701	194	Replace Well	\$250,000
LOAN	110	Garland, Village Of - SFY 2016	NE3115901	216	Replace 1920's Distribution System, Rehab Tank & Wells	\$815,900
NO	30	Geneva, City Of	NE3105905	2217	Loop & Replace Mains	\$250,000
NO	15	Genoa, City Of	NE3112502	1003	Rehab Tower & Replace Meters	\$225,000
NO	15	Gering, City Of	NE3115717	8500	Replace Mains & Repaint Tanks	\$4,043,200

RTP CODE	PRIORITY POINTS	Public Water System	PWS NUMBER	POP	PROJECT DESCRIPTION	ESTIMATED PROJECT COST
NO	65	Gibbon, City Of	NE3101907	1833	Treatment due to Iron/Mg, Replace & Pig Water Mains, Repaint Tower & Replace Meters	\$5,400,000
YES	30	Giltner, Village Of	NE3108103	352	Replace & Loop Mains	\$250,000
TDF	145	Glenvil, Village Of	NE3103504	310	Replace Well due to Nitrates, Repaint Tower & New Meters	\$795,000
NO	15	Gordon, City Of	NE3116104	1612	Replace Mains & Meters	\$750,000
TDF	130	Gothenburg, City Of	NE3104702	3574	New Wellfield due to Arsenic, Replace & Loop Mains, Rehab Well & New Meters	\$11,000,000
NO	15	Grafton, Village Of	NE3015904	126	Replace Mains	\$50,000
PER NO	0	Grand Island, City Of	NE3107902	48520	New Water Tower	\$10,000,000
LOAN	25	Grant, City Of	NE3113503	1165	Replace Mains & New Meters (GPR)	\$3,000,000
NR	160	Green Acres Mobile Home Court - SFY 2016	NE3105306	200	Treatment to address Nitrate A.O.	\$30,000
NO	45	Greeley, Village Of	NE3107701	466	WTP Tank Repair & Replace Meters (GPR)	\$450,000
NO	15	Gresham, Village Of	NE3118702	223	Replace Mains & Well Abandonment	\$70,000
YES	0	Gretna, City Of	NE3115303	4441	Consolidate the Flying J water system due to sustainability concerns.	\$500,000
NO	15	Guide Rock, Village Of	NE3120358	225	Replace Mains	\$100,000
NO	165	Hadar, Village Of - SFY 2015	N/A	293	New Water System or Interconnect with Norfolk due to Coliform in Shallow Private Wells	\$2,040,000
NO	25	Haigler, Village Of	NE3105702	158	Replace Mains & Meters	\$218,000
NO	70	Hallam, Village Of	NE3110922	213	Replace Wells & Mains	\$650,000
NO	15	Hampton, Village Of	NE3108102	423	Repaint Tower, Rehab Well & Replace Mains	\$185,000
TDF	60	Harbine, Village Of	NE3109510	49	Replace Well	\$62,000
NO	25	Hardy, Village Of	NE3112902	159	Replace Mains & Meters (GPR)	\$259,000
NO	15	Harrisburg Water System	NE3120954	100	Upgrade Controls/Generator & Replace Meters	\$2,400
NO	135	Hartington, City Of	NE3102702	1554	Replace Well due to Nitrates & Repaint Tank	\$800,000
CatEx	15	Hartington, City Of	NE3102702	1554	Replace Meters (GPR)	\$300,000

RTP CODE	PRIORITY POINTS	Public Water System	PWS NUMBER	POP	PROJECT DESCRIPTION	ESTIMATED PROJECT COST
PER YES	135	Hastings, City Of	NE3100101	24907	Replace Wells lost due to Nitrates, Rehab Wells & Replace Mains	\$3,325,000
PER NO	40	Hay Springs, City Of	NE3116102	570	New Well, Replace Mains, Meters (GPR) & Rehab Tank	\$690,469
PER NO	100	Hayes Center, Village Of	NE3108502	214	Replace Tank due to Low Pressures, Replace & Loop Mains, Replace Meters (GPR)	\$1,119,000
NO	135	Hebron, City Of	NE3116901	1579	New Well due to Nitrates & Replace Mains	\$1,005,000
NO	15	Herman, Village Of	NE3117908	268	Replace Wellhouse, Repaint Tank, Replace Mains & Meters	\$90,000
NO	130	Hemingford, Village Of	NE3101303	803	Replace Well due to Arsenic, Replace & Loop Mains, Repaint Tank, SCADA Upgrade & Replace Meters	\$1,800,000
NO	15	Henderson, City Of	NE3118701	991	Replace Mains	\$30,000
PER NO	30	Hickman, City Of	NE3110917	1657	New Tower, Backup Power, Security Fencing, Replace & Loop Mains	\$2,971,500
TDF	135	Hildreth, Village Of	NE3106105	378	Replace Well due to Nitrates & Selenium	\$620,000
PER NO	135	Holdrege, City Of	NE3113705	5495	Replace Well due to Nitrates, Wellfield Land Purchase, Loop & Replace Mains, Replace Meters (GPR)	\$1,200,000
LOAN	60	Holstein, Village Of	NE3100103	214	Replace Well, Replace & Loop Mains	\$225,000
USDA	70	Homer, Village Of	NE3104304	549	Replace Well or Interconnect w/RWD & Replace Mains	\$950,000
NO	30	Hooper, City Of	NE3105310	830	Replace & Loop Mains	\$375,000
NO	80	Hoskins, Village Of	NE3118101	285	Replace Well, Replace & Loop Mains	\$700,000
NO	175	Hubbell, Village Of	NE3116903	68	Replace Well due to Nitrates, Replace Mains & New Meters (GPR)	\$900,000
PER NO	145	Humphrey, City Of - SFY 2016	NE3114103	760	New Well or Treatment to address Arsenic & Selenium A.O.s	\$550,000
PER NO	130	Imperial, City Of	NE3102902	2071	New Wellfield due to Arsenic, Rehab Well & Replace Mains	\$5,223,300
NO	15	Indianola, City Of	NE3114506	584	Replace Mains & Upgrade Meters (GPR)	\$415,500
NO	120	Jansen, Village Of	NE3109509	118	Backup Well, Repaint Tower, Replace & Loop Mains, Replace Meters (GPR)	\$555,000
NO	15	Johnson, Village Of	NE3112708	328	SCADA Improvements & Replace Meters	\$60,000

RTP CODE	PRIORITY POINTS	Public Water System	PWS NUMBER	POP	PROJECT DESCRIPTION	ESTIMATED PROJECT COST
TDF	60	Juniata, Village Of	NE3100107	755	Replace Well or Interconnect w/ Hastings & New Meters	\$980,000
NO	15	Kearney, City Of	NE3101906	30787	Replace & Loop Mains	\$16,042,000
CatEx	15	Kearney, City Of	NE3101906	30787	Replace Meters (GPR)	\$1,338,000
CatEx	15	Kenesaw, Village Of	NE3100106	880	New Meters (GPR) & Repaint Tower	\$650,000
MHI NO	120	Kilgore, Village Of - SFY 2014	NE3103104	77	Backup Well & Meters	\$351,300
NO	60	Kimball, City Of	NE3110501	2496	Rehab Tank & Wells, Replace Well, Mains & Meters	\$1,100,000
YES	90	Lakeland Estates Water Company	NE3105514	1491	Interconnect w/ RWD for Backup Supply, add booster chlorination	\$129,164
FNSI	145	Laurel, City Of	NE3102705	964	Blending Transmission Main due to Selenium, Loop Mains & Replace Meters	\$831,750
NO	70	Lancaster County Sid #3, Holland, Ne	NE3110924	119	Replace Well and Transmission Main	\$350,000
NO	15	Lawrence, Village Of	NE3112901	304	Replace Mains & Meters (GPR)	\$250,000
PER NO	45	Leigh, Village Of	NE3103705	405	Replace/Loop Mains	\$250,000
NO	175	Lebanon, Village Of	NE3114505	80	Replace Tanks in part due to Coliform, New Well, Replace Mains & Replace Meters (GPR)	\$338,000
NO	135	Lexington, City Of	NE3104708	10230	New Well due to Nitrates, Arsenic & Uranium w/ Transmission Main	\$1,415,000
NO	15	Liberty, Village Of	NE3106701	76	Repaint Tank, Replace Mains & Meters	\$44,300
YES	30	Lincoln, City Of	NE3110926	258379	New Collector Well, Replace/Rehab Wells, Repaint Reservoirs, Replace Mains & Meters	\$70,970,000
PER NO	90	Lindsay, Village Of	NE3114104	255	Replace Tower & Mains, Rehab Well	\$1,242,200
NO	15	Litchfield, Village Of	NE3116302	262	Upgrade Meters (GPR)	\$50,000
PER NO	185	Lodgepole, Village Of	NE3103304	318	New Wellfield due to Arsenic A.O., Replace Tank & Mains, Replace Meters	\$7,600,000
NO	15	Long Pine, City Of	NE3101701	305	Repaint Tank	\$97,500
TDF	145	Loomis, Village Of	NE3113702	382	Replace Well due to Nitrates, Replace Mains & New Meters	\$1,025,000
NO	15	Loup City, City Of	NE3116303	1029	Rehab Tower & Replace Mains	\$275,000

RTP CODE	PRIORITY POINTS	Public Water System	PWS NUMBER	POP	PROJECT DESCRIPTION	ESTIMATED PROJECT COST
PER NO	150	Lower Platte North Rwd - Bruno - SFY 2015	NE3121171	559	Provide Supply to Brainard & Dwight due to Selenium & Arsenic	\$2,000,000
PER NO	140	Lower Platte North Rwd - Colon - SFY 2015	NE3121234	640	Provide Supply to Cedar Bluffs due to Arsenic & Replace Meters (GPR)	\$1,400,000
NO	30	Lyman, Village Of	NE3115710	341	Loop Mains	\$175,000
NO	70	Lyons, City Of	NE3102103	851	Replace WTP Filters, Rehab and/or Replace Wells, Replace Mains	\$1,897,500
PER NO	120	Madison, City Of	NE3111916	2438	New Wells to supply RWD, in part to address Arsenic & Selenium, New Tower, Booster Station & Loop Mains	\$2,850,000
PER NO	160	Madison County Rwd - SFY 2015	PROPOSED	760	Rural Water District from Norfolk to Madison to Humphrey (in part to address Arsenic & Selenium) to Clarkson	\$22,000,000
NO	40	Malcolm, Village Of	NE3110923	382	Reline Well, Repaint Tank, Replace Meters, Replace & Loop Mains	\$1,593,000
NO	15	Manley, Village Of	NE3102513	178	Replace Mains & Meters	\$115,000
NO	70	Marquette, Village Of	NE3108105	229	New or Rehab Well due to Drought, Replace Mains	\$298,200
PER NO	185	Martinsburg, Village	NE3105108	94	Replace Well due to Uranium A.O. & Replace Tank	\$900,000
PER NO	130	Maskell, Village Of	NE3105104	76	Backup Well or Interconnect w/RWD, Replace Meters	\$605,000
PER NO	15	Maxwell, Village Of	NE3120293	312	Replace Meters	\$42,000
PER NO	60	Mccook, City Of	NE3114504	7698	Upgrade WTP & Replace Media, Replace Pump, Replace Mains & Meters	\$5,050,000
NO	135	Mccool Junction, Village Of	NE3120195	409	Replace Well due to Nitrates & Replace Mains	\$560,000
PER NO	150	Mead, Village Of	NE3115509	569	New Well(s) and/or Treatment to address Arsenic, Replace Water Tower	\$3,600,000
NO	15	Meadow Grove, Village Of	NE3111917	301	Replace Mains & Meters	\$201,645
USDA	130	Merriman, Village Of	NE3103103	128	Backup Well, Repaint Tower, Replace Mains & Replace Meters (GPR)	\$1,051,000

RTP CODE	PRIORITY POINTS	Public Water System	PWS NUMBER	POP	PROJECT DESCRIPTION	ESTIMATED PROJECT COST
YES	60	Metropolitan Utilities District	NE3105507	600354	Partial Rehab of WTP, Loop & Replace Mains, Repaint Tanks, Replace Meters, WTP Discharge Improvements per NPDES Permits	\$183,810,000
PER YES	135	Milford, City Of	NE3115907	2090	Replace Well(s) w/Blending Transmission Main & Replace Distribution Mains	\$1,500,000
NO	35	Miller, Village Of	NE3101903	136	Replace Mains & Meters (GPR)	\$230,000
NO	15	Minatare, City Of	NE3115702	816	Replace Mains	\$25,000
PER YES	15	Minden, City Of	NE3109904	2923	Rehab Well & Replace Mains	\$2,740,000
NO	60	Mitchell, City Of	NE3115703	1702	Replace Tank & Meters (GPR), Loop Mains & Rehab Well	\$2,022,000
NO	130	Morse Bluff, Village Of	NE3115507	135	Backup Well, Replace Reservoir & Loop Mains	\$800,000
PER YES	30	Mullen, Village Of	NE3109101	509	Replace & Loop Mains	\$340,000
TDF	160	Naponee, Village Of	NE3106103	106	Replace Well, in part due to Arsenic, Replace Mains, Rehab Tower & New Meters	\$1,135,000
NO	90	Nehawka, Village Of - SFY 2016	NE3102515	204	Replace Tank, Replace Mains & Replace Meters (GPR)	\$1,200,000
NO	15	Neligh, City Of	NE3100305	1599	Mains	\$120,000
NO	135	Nemaha Co. Rwd #2	NE3112707	1289	Replace Well due to Nitrates, Rehab Tank & Replace Meters (GPR)	\$430,000
PER NO	175	Nemaha, Village Of - SFY 2016	NE3112706	149	Replace Wells due to Nitrates & Replace Meters (GPR)	\$1,510,000
NO	60	Newcastle, Village Of	NE3105105	325	Replace or Rehab Well	\$150,000
NO	60	Newman Grove, City Of	NE3111905	721	Replace Well (due to drought)	\$500,000
NO	15	Newport, Village Of	NE3114901	97	Replace Meters	\$20,000
PER NO	30	Norfolk, City Of	NE3111910	24210	Transmission Mains	\$5,099,284
NO	60	North Bend, City Of	NE3105305	1177	Replace Well & Mains	\$930,000
LOAN	175	North Loup, Village Of	NE3117502	297	Interconnection w/ Ord to address Arsenic A.O., Replace Tower & Mains	\$1,300,000
NO	110	Oakdale, Village Of	NE3100302	322	Backup Well, Replace Mains & Meters (GPR)	\$700,000
NO	15	Oakland, City Of	NE3102101	1244	Rehab Wells, Replace Mains & Meters (GPR)	\$1,115,000

RTP CODE	PRIORITY POINTS	Public Water System	PWS NUMBER	POP	PROJECT DESCRIPTION	ESTIMATED PROJECT COST
USDA	130	Oconto, Village Of	NE3104107	151	Backup Well w/ Transmission Main, Replace Meters (GPR), Replace Mains & Repaint Tower	\$1,226,000
NO	15	Odell, Village Of	NE3106708	307	Repaint Tank & Replace Mains	\$250,000
PER NO	30	Oneill, City Of	NE3108904	3705	New Tower & Loop Mains	\$2,160,000
LOAN	135	Ogallala, City Of	NE3110102	4737	Replace Wells due to Nitrates, Tank Modifications, Repaint Towers, Rehab Well, Replace Meters & Replace/Loop Mains	\$3,750,000
PER NO	130	Ohiowa, Village Of	NE3105908	115	Backup Well, Rehab Tower, Replace/Loop Mains & Replace Meters (GPR)	\$1,000,000
YES	15	Ord, City Of	NE3117501	2112	Replace Mains	\$850,000
NO	25	Orleans, Village Of	NE3108306	386	Backup Power, Replace Mains & Meters	\$550,000
PER NO	120	Osceola, City Of	NE3114302	880	Replace Mains	\$100,000
LOAN	160	Oshkosh, City Of	NE3106901	884	New Wellfield due to Arsenic & Uranium, Replace Tower & Mains, Replace Meters	\$4,025,000
LOAN	170	Osmond, City Of - SFY 2016	NE3113903	783	Replace Well(s) due to Nitrate A.O., Replace Tower, Loop & Replace Mains, New Meters	\$1,325,000
LOAN	15	Overton, Village Of	NE3014710	594	Replace Mains	\$750,000
NO	145	Oxford, Village Of	NE3106502	779	New Well due to Nitrates, Tower Repaint, Replace & Loop Mains, Replace Meters (GPR)	\$1,000,000
NO	30	Palisade, Village Of	NE3120023	351	Rehab Wells	\$25,000
NO	30	Pawnee, City Of	NE3113305	878	New Well, Replace Mains & Meters (GPR)	\$670,000
NO	15	Paxton, Village Of	NE3110101	523	Rehab Well & Replace Mains	\$80,000
NO	0	Pender, Village Of	NE3117308	1002	Repaint Tower, Loop Mains & Replace Meters	\$290,000
PER NO	100	Peru, Village Of	NE3112705	865	New Well, Replace WTP/Controls & Replace Mains	\$4,188,000
NO	30	Petersburg, Village Of	NE3101104	333	Loop Mains	\$150,000
LOAN	165	Phillips, Village Of	NE3108106	287	Replace Backup Well due to Nitrates & Uranium, Replace Mains & Backup Power	\$1,415,000
NO	135	Pierce, City Of	NE3113904	1767	Replace Well due to Arsenic & Meters	\$358,000
PER NO	50	Pilger, Village Of	NE3316701	352	Rehab Well, Upgrade WTP & Backup Power/SCADA	\$900,000

RTP CODE	PRIORITY POINTS	Public Water System	PWS NUMBER	POP	PROJECT DESCRIPTION	ESTIMATED PROJECT COST
NO	135	Plainview, City Of	NE3113902	1246	Replacement Well due to Nitrates, Repaint Tower & Replace Mains	\$1,000,000
NO	135	Platte Alliance Water System	N/A	36970	Regional Water System Study for Morrill and Scottsbluff Counties due to Arsenic, Nitrate and Uranium.	\$200,000
PER NO	155	Platte Center, Village Of	NE3114101	336	Replace Well due to Nitrates, Replace & Loop Mains	\$1,005,000
YES	15	Plattsmouth, City Of	NE3102501	6502	Replace Clarifier, Mains & Meters, Rehab Wells	\$740,000
NO	15	Pleasant Dale, Village Of	NE3115906	6502	Rehab Well & Repaint Tank	\$65,000
LOAN	140	Pleasanton, Village Of	NE3101909	341	Replace Well due to Radium & Mains	\$1,400,000
NO	60	Plymouth, Village Of	NE3109503	409	Replace Tower & Replace Meters (GPR)	\$570,000
USDA	165	Polk, Village Of	NE3114301	322	Blending Transmission Main due to Nitrates & Arsenic, Replace Tower, Replace & Loop Mains, New Meters (GPR)	\$1,646,100
NO	70	Ponca, City Of	NE3105106	961	Rehab Well, Replace Tower & Mains	\$2,025,000
NO	70	Prague, Village Of	NE3115501	303	New Well, Repaint Tower & Replace Meters (GPR)	\$575,000
USDA	160	Prosser, Village Of - SFY 2015	NE3120372	66	Treatment due to Nitrate A.O.	\$100,000
NO	15	Ragan, Village Of	NE3108305	38	Upgrade Meters (GPR)	\$30,000
NO	15	Randolph, City Of	NE3102709	944	Replace Mains & Meters	\$102,550
NO	40	Red Cloud, City Of	NE3118301	1020	Replace Wellhouses & Mains	\$1,020,000
PER NO	60	Republican City, Village Of	NE3108304	150	Replace Wellhouse & Loop Mains	\$450,000
FNSI	110	Riverdale, Village Of	NE3120710	182	Backup Well & Replace Mains	\$635,000
TDF	185	Riverton, Village Of - SFY 2016	NE3106101	89	Replace Well due to Arsenic, New Meters, Replace & Loop Mains, Rehab Tank	\$1,015,000
NO	15	Rockville, Village Of	NE3120818	106	Replace Water Meters & Backup Power	\$50,000
NO	15	Rogers, Village Of	NE3103702	95	Replace Meters	\$1,000
NO	0	Roseland, Village Of	NE3130003	235	New Well due to Arsenic, Loop & Replace Mains	\$900,000
NO	100	Rulo, Village Of	NE3114706	172	Replace Tower, Mains & Meters	\$2,138,000

RTP CODE	PRIORITY POINTS	Public Water System	PWS NUMBER	POP	PROJECT DESCRIPTION	ESTIMATED PROJECT COST
NO	15	Saint Paul, City Of	NE3109306	2290	Replace Mains & Meters	\$504,250
NO	15	Sargent, City Of	NE3104101	525	Rehab Well, Repaint Tower & Replace Meters (GPR)	\$82,500
LOAN	80	Sarpy County Sid 29 - Westridge Farms	NE3104101	81	Interconnect w/ Gretna, Replace Mains	\$489,250
PER NO	135	Schuyler, City Of	NE3103701	6211	New Well due to Arsenic & Nitrates, Replace & Loop Mains, New Tower	\$2,425,000
LOAN	90	Scribner, City Of	NE3105302	857	Replace WTP & Wells w/ Transmission, Loop Mains & Replace Meters (GPR)	\$3,510,000
PER NO	60	Seward, City Of	NE3115905	6964	Replace Well, New & Repaint Towers, Rehab WTP & Pumps, Replace Mains & Meters (GPR)	\$3,880,000
NO	30	Shelby, Village Of	NE3114304	714	Loop Mains	\$50,000
PER NO	30	Shelton, Village Of	NE3101910	1059	Water Main Looping & Pigging	\$150,000
NO	15	Shickley, Village Of	NE3105909	340	Replace Mains & New Meters	\$500,000
LOAN	70	Sidney, City Of - SFY 2016	NE3103303	6757	Upgrade Booster Station, New Water Tank & Loop Mains	\$11,500,000
NO	25	Smithfield, Village Of	NE3107313	54	Replace Meters	\$100,000
LOAN	60	South Sioux City, City Of	NE3104309	13353	Replace Well, New Tower, Repaint Towers, Replace Mains & Meters (GPR)	\$3,810,000
NO	0	Spencer, Village Of	NE3101507	455	Water Study & Replace Meters (GPR)	\$200,000
FNSI	135	Springfield, City Of	NE3115301	1529	Replace Well lost due to Nitrates & Loop Mains	\$1,875,000
NO	60	Stanton Co Sid #1- Woodland Park	NE3120155	1451	Replace Tank, Mains & Meters, Rehab Well	\$1,885,000
USDA	160	Staplehurst, Village Of	NE3115914	242	Replace Well due to Arsenic, Replace Tank & New Meters	\$1,738,000
USDA	200	Steele City, Village Of - SFY 2016	NE3109502	61	Point of Use Treatment due to Nitrate A.O., Replace Well and New Meters (GPR)	\$533,000
NO	55	Steinauer, Village Of	NE3113307	75	Rehab Tower, Replace Mains & Meters	\$625,000
NO	45	Stockville, Village Of	NE3106305	25	Replace Mains, Controls & Security Fencing	\$130,000
NO	15	Stratton, Village Of	NE3108701	343	SCADA Upgrade	\$25,000
PER NO	60	Stromsburg, City Of	NE3114303	1171	Replace Well & Mains	\$465,000
NO	15	Stuart, Village Of	NE3108906	590	Repaint Tank, Replace Mains & Meters (GPR)	\$200,000

RTP CODE	PRIORITY POINTS	Public Water System	PWS NUMBER	POP	PROJECT DESCRIPTION	ESTIMATED PROJECT COST
NO	15	Sumner, Village Of	NE3120220	236	Rehab Tank	\$10,000
NO	15	Sutherland, Village Of	NE3111111	1286	Repaint Tower & Replace Mains	\$275,000
PER NO	60	Syracuse, City Of	NE3113104	1942	Test Well Program, Land for Wellfield, New Wells & Replace Meters (GPR)	\$530,000
PER NO	100	Talmage, Village Of	NE3113102	233	Replace WTP, Tower & New Meters (GPR)	\$3,424,300
NO	60	Tecumseh, City Of	NE3109705	1677	Replace Water Tower, Mains, Meters (GPR) & Rehab Well	\$1,835,000
NO	135	Tekamah, City Of	NE3102102	1736	Replace Well due to Nitrates, add VFDs, Replace & Loop Mains	\$520,000
USDA	130	Terrytown, City Of	NE3115701	1198	Interconnect w/ Gering due to Arsenic, Rehab Tower, & Replace Mains	\$2,058,515
LOAN	25	Terrytown, City Of - SFY 2016	NE3115701	1198	New Meters (GPR)	\$1,300,000
USDA	145	Thurston Co Rural Water - SFY 2016	NE3120301	438	Interconnect with Rosalie due to Nitrates & Replace Meters (GPR)	\$653,750
NO	140	Tilden, City Of	NE3100301	953	New Well due to VOCs, SCADA Upgrade, New Meters (GPR) & Rehab Tower	\$2,358,000
LOAN	120	Tobias, Village Of	NE3115108	106	Backup Well w/VFD & Replace Meters (GPR)	\$520,000
NO	90	Trinity Chapel Church - SFY 2014	NE3120114	100	Replace Well	\$12,000
PER NO	15	Trenton, Village Of	NE3108503	560	Repaint Standpipe, Replace Mains & Meters	\$460,000
NO	15	Trumbull, Village Of	NE3100108	205	Replace Meters (GPR)	\$72,114
NO	15	Uehling, Village Of	NE3105304	230	Replace Mains	\$65,000
NO	160	Unl Agriculture R And D Center - SFY 2013	NE3120563	258379	Replace Well w/ Transmission Main due to Nitrate A.O. & Repaint Tank	\$375,000
LOAN	100	Utica, Village Of - SFY 2016	NE3115913	861	Replace lost Backup Well, Rehab WTP & Replace Mains	\$2,050,000
PER NO	80	Upland, Village Of	NE3106102	143	Replace Well & Mains, Repaint Tank	\$560,000
NO	135	Valentine, City Of	NE3103106	2737	New Well due to Nitrates w/ Transmission Main & Replace Meters (GPR)	\$1,390,000
LOAN	135	Valley, City Of - SFY 2016	NE3105518	1875	Consolidate the Pines HOA water system due to Emergency TCE A.O.	\$775,000
NO	15	Valparaiso, Village Of	NE3115511	570	Replace Mains & Meters, Rehab Tower & Well	\$302,500

RTP CODE	PRIORITY POINTS	Public Water System	PWS NUMBER	POP	PROJECT DESCRIPTION	ESTIMATED PROJECT COST
YES	15	Verdel, Village Of	NE3110712	30	Replace Mains & Meters	\$5,500
NO	25	Verdigre, Village Of	NE3110713	575	Replace Mains	\$500,000
YES	15	Waco, Village Of	NE3118705	236	Replace Mains	\$60,000
NO	135	Wahoo, City Of	NE3115512	4508	Replace Well due to Nitrates, New Tower, Replace & Loop Mains	\$2,650,000
NO	30	Wakefield, City Of	NE3105107	1451	New Well	\$400,000
NO	15	Washington Co Rural Water 1	NE3120004	1509	Replace Meters (GPR)	\$64,500
NO	15	Washington Co Rural Water 2	NE3120200	690	Replace Meters (GPR)	\$64,500
NO	145	Washington, Village Of - SFY 2015	N/A	150	Interconnect with M.U.D. due to Nitrates in Private Wells & Setback Distances from Septic Tanks	\$750,000
NO	15	Waterbury, Village Of	NE3130031	73	Replace Meters (GPR)	\$20,000
NO	15	Waterloo, Village Of	NE3105517	848	Repaint Tower & Meters	\$106,000
PER NO	175	Wauneta, Village Of	NE3102901	577	New Well(s) or Treatment to address Arsenic A.O., Replace & Loop Mains	\$2,332,000
NO	15	Wausa, Village Of	NE3110711	634	Replace Meters (GPR)	\$100,000
NO	30	Wayne, City Of	NE3118104	5660	Replace Meters (GPR), Replace & Loop Mains	\$1,530,000
LOAN	135	Weeping Water, City Of	NE3102506	1050	Blending Well w/Transmission Main due to Nitrates	\$700,000
NO	15	Western, Village Of	NE3115107	235	Replace Mains	\$125,000
LOAN	60	West Knox Rwd - SFY 2014	NE3120348	1587	New Well w/Transmission Main, Planning & Design Costs to Supply Center & Niobrara	\$1,101,567
PER YES	70	West Knox Rwd - SFY 2014	NE3120348	1587	New Wellfield w/Transmission Main, Storage, Pump Station Improvements & Meters to Supply Center & Niobrara	\$2,426,433
NO	100	Whitney, Village Of - SFY 2016	NE3104501	77	New Tower w/ Transmission Main, Replace Mains & Meters	\$642,000
NO	135	Wilber, City Of	NE3115105	1855	Replace Wells due to Nitrates & Mains	\$1,325,000
PER NO	60	Wilcox, Village Of	NE3109901	358	Replace Well & Mains	\$450,000
NO	100	Wilsonville, Village Of	NE3106501	93	New Well, Rehab Tank & Loop Mains	\$460,000

RTP CODE	PRIORITY POINTS	Public Water System	PWS NUMBER	POP	PROJECT DESCRIPTION	ESTIMATED PROJECT COST
YES	15	Winnebago, Village Of	NE3117302	774	Master Meters	\$600
YES	15	Winnebago Tribal Facilities, Thunderway	NE3117306	778	Replace Mains, Rehab Pumps & New Meters	\$260,000
PER YES	15	Winside, Village Of	NE3118105	427	Rehab Well, Replace Mains & Meters	\$320,000
LOAN	135	Wisner, City Of	NE3103903	1170	Replace Well due to Selenium, Loop Mains & Replace Tank	\$1,000,000
TDF	80	Wolbach, Village Of	NE3107704	283	Replace Tank, Replace Mains & New Meters	\$825,000
LOAN	175	Wood Lake, Village Of	NE3103105	63	Repair Water Tower due to Coliform, Rehab Well & Replace Mains	\$160,000
TDF	60	Wood River, City Of	NE3107901	1325	New Wellfield, Replace & Loop Mains	\$1,210,000
NO	30	York, City Of	NE3118706	7766	Rehab Wells, Loop Mains & Replace Meters	\$170,000
NO	15	Yutan, City Of	NE3115515	1174	Replace Mains & Meters (GPR)	\$200,000
Total Estimated Costs						\$706,254,141

READINESS TO PROCEED (RTP) CODES - ELIGIBLE FOR FUNDING PROGRAM LIST:

FNSI (OR PENDING FNSI) - FINDING OF NO SIGNIFICANT IMPACT - BINDING COMMITMENT FOR FUNDING MADE WITH DWSRF
 CatEx - CATEGORICAL EXCLUSION (OR PENDING CatEx) - BINDING COMMITMENT FOR FUNDING MADE WITH DWSRF

MHI NO & MHI PER NO - HIGH PRIORITY PROJECT WITH HIGH MEDIAN HOUSEHOLD INCOME (I.E., NOT ELIGIBLE FOR FORGIVENESS ASSISTANCE)

READINESS TO PROCEED (RTP) CODES - NOT ELIGIBLE FOR FUNDING PROGRAM LIST:

PER NO/NR - ENGINEERING REPORT PREPARED, PROJECT NOT SET TO PROCEED IN SFY 2017

YES - PLANS & SPECIFICATIONS PREPARED OR UNDER DESIGN
 RTP, RTP PER NO, RTP PER YES & RTP YES - ADEQUATE READINESS TO PROCEED INFORMATION SUBMITTED TO DEPARTMENT
 TH PER NO & TH PER YES - TEST HOLE COMPLETED FOR WELL PROJECT

NO/NR - PROJECT NOT SET TO PROCEED IN SFY 2017

TH PER not RTP - TEST HOLE COMPLETED, COMMUNITY NOT READY TO PROCEED

PER YES - ENGINEERING REPORT PREPARED, PLANS &
SPECIFICATIONS PREPARED OR UNDER DESIGN, BUT LOWER
PRIORITY PROJECT
LOAN - COMMUNITY SIGNED LOAN
AGREEMENT WITH DWSRF, PROJECT NOT
COMPLETE

NOTES: ALL LISTED PROJECTS PER
STATE FISCAL YEAR 2016 PRIORITY
RANKING SYSTEM

RWD - RURAL WATER DISTRICT

A.O. - ADMINISTRATIVE ORDER

SFY 2014, 2015 OR 2016 - PROJECT CARRIED OVER FROM STATE
FISCAL YEAR 2014, 2015 OR 2016 INTENDED USE PLAN

GPR - GREEN PROJECT
RESERVE

PER - PRELIMINARY
ENGINEERING REPORT

TDF - COMMUNITY TURNED DOWN EQUAL OR
BETTER FUNDING OFFER BY DWSRF

USDA - COMMUNITY OBLIGATED OR OFFERED
BETTER FUNDING THROUGH THE U.S. DEPARTMENT
OF AGRICULTURE

PWS - PUBLIC WATER SYSTEM

WTP - WATER TREATMENT PLANT

VFD - VARIABLE FREQUENCY DRIVE

APPENDIX C

CWSRF & DWSRF INTEREST RATE SYSTEM

The Interest Rate System is developed in accordance with “Title 131 Rules and Regulations for the Wastewater Treatment Facilities and Drinking Water Construction Assistance Programs.” This system is reviewed and approved by the Environmental Quality Council (EQC) as a part of the public participation process followed each year for the Intended Use Plan.

The Interest Rate System provides for three specific interest rates. These rates are the State Revolving Fund (SRF) market rate for 20-year loans (provided for publicly owned facilities and private not-for-profit community Drinking Water State Revolving Fund (DWSRF) only), SRF market rate for 30-year loans to disadvantaged communities (DWSRF only), and the SRF market rate for 10-year loans to private borrowers (DW only). In addition to the three specific rates, the Department will negotiate a rate for Clean Water State Revolving Fund (CWSRF) loans to publicly owned facilities where the project is for expansion of the system to primarily serve the needs of industrial or commercial development. On loans made from the proceeds of leveraged bonds, the Department will set interest rates reflective of the rates charged on the leveraged bonds. The Department of Environmental Quality will set the SRF market rates, using the cost of borrowing money for the CWSRF and DWSRF, recent local tax-exempt municipal issues, and costs for private borrowers as guidance.

The CWSRF market rate for a 20-year loan, discounted by the annual fee of 1%, is set at 1.5%. The DWSRF market rate for a 20-year loan, discounted by the annual fee rate of 1%, is set at 2.0%. The market rate for a DWSRF disadvantaged community 30-year loan is set at 2.0%. The SRF market rate for a 10-year loan to a private borrower is set at 2.0%. For qualifying Green Project Reserve (GPR) projects (CWSRF only), the market interest rate is set at 1.25%. The Department may review the bond market at the end of each quarter and adjust the SRF market rates of interest if deemed necessary. Loans for projects addressing wastewater system or public water supply system needs will be made at the SRF market rate of interest; unless they qualify for the minimum rate, prorated rate, or another rate under the Alternate Rate Procedures. For DWSRF loans, terms up to 30 years in length are available to disadvantaged communities. For the purpose of this appendix, DW disadvantaged communities are communities which have a Median Household Income (MHI) less than or equal to 120% of the State MHI.

Median Household Income Determination

For the CWSRF and DWSRF, Median Household Income (MHI) will be determined from the American Community survey (ACS) five-year estimates published by the U.S. Census Bureau. The State MHI as reported in the 2010 – 2014 ACS five-year estimates is **\$52,400**.

The MHI for Sanitary and Improvement District (SID) projects will be based on the smallest county subdivision with a reported MHI, such as a precinct or census tract that encompasses the project service area. The MHI for Natural Resources Districts (NRDs) or Rural Water System projects will be based on the averages of the MHI values reported for the counties included all or partly in the district or system.

If there is a reason to believe that the census data is not an accurate representation of the median household income within the area to be served, the reasons will be documented and the loan applicant may furnish additional information regarding such median household income. Such information will consist of reliable data from local, regional, state, or federal sources or from a survey conducted by a reliable impartial source. This survey will be valid for five years.

Interest Rate on Loans During Construction

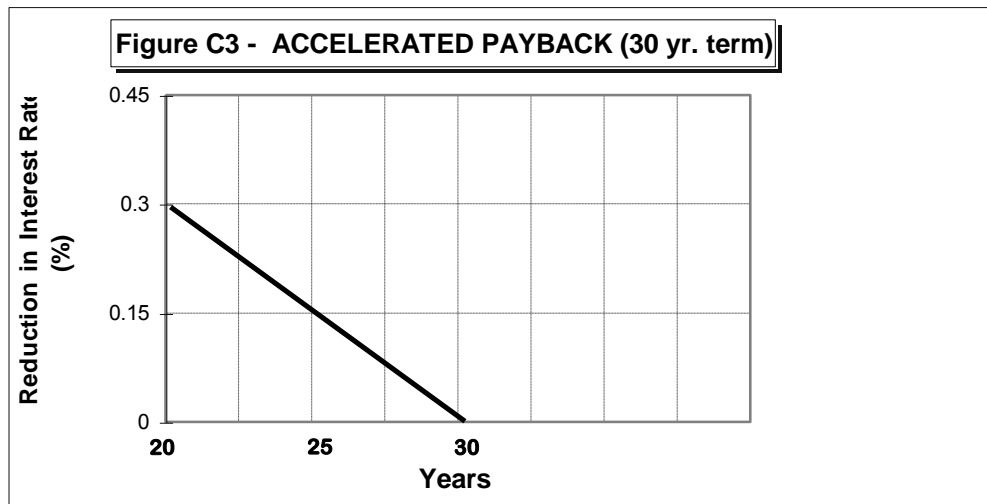
The interest rate during construction on all loan funds disbursed during construction (i.e. for monies expended prior to the date of Initiation of Operation) will be **up to 2.0%**. This rate will be increased to the

appropriate applicable rate for the loan on or before the date of Initiation of Operation, dependent on terms of the project specific loan contract or loan agreement.

Disadvantaged Community (DW Only)

This section may only be applicable during SFY 2017 if the program raises interest rates during the year. To encourage 30 year loan recipients to repay loans sooner, an interest rate reduction of 0.03% per year for terms less than 30 years, but greater than 20 years, is offered in addition to any other interest rate that may be applicable; except that the final rate may not be reduced below the minimum 2.0% per annum rate. (For determining the level of Forgiveness, debt service will be figured on a term of not less than 20 years.) To find the applicable interest rate for terms falling between the loan term years, interpolate between the points. Figure C-3 is a graphical representation of the interest rate reduction for loan terms between 20 and 30 years.

<u>Long Term Years</u>	<u>Interest Rate Reduction Percent</u>
30	Market or other
28	less 0.06
24	less 0.18
20	less 0.3



Private Borrowers (DW Only)

Private borrowers (except for not-for-profit community systems) will not qualify for any alternate rates or any rates available to communities as a result of a disadvantaged community determination. There are no discounts available for accelerated pay back or debt service based rates and no provisions for extended terms.

APPENDIX D***RESIDENTIAL SEWER BASE RATES SUBMITTED WITH 2015 CW NEEDS SURVEY***

This table is based on the Needs Survey submissions received on or before December 31, 2013. These communities have volunteered the information for the residential sewer user's base rates or rates based on water used. Communities that did not provide the sewer rate, or indicated they have individual septic systems in their community are shown in the list below with the rate of not applicable (n/a).

COMMUNITY:	MONTHLY SEWER BASE RATE:	COMMUNITY:	MONTHLY SEWER BASE RATE:
Ainsworth	\$ 17.50	Brainard	\$ 30.00
Albion	\$ 25.00	Bridgeport	\$ 18.05
Alda	\$ 23.00	Broadwater	\$ 7.00
Alexandria	\$ 36.50	Brownville	\$ 19.90
Allen	\$ 19.00	Brunswick	\$ 6.00
Alma	\$ 6.42	Burwell	\$ 10.00
Amherst	\$ 14.00	Cairo	\$ 33.00
Anselmo	\$ 12.00	Cambridge	\$ 32.00
Ansley	\$ 31.00	Campbell	\$ 7.50
Arapahoe	\$ 16.00	Carroll	\$ 28.00
Arcadia	\$ 11.00	Cedar Rapids	\$ 22.00
Ashland	\$ 35.00	Chadron	\$ 20.50
Ashton	\$ 26.00	Chapman	\$ 7.50
Atkinson	\$ 17.00	Chappell	\$ 16.75
Atlanta	\$ 8.53	Chester	\$ 10.00
Auburn	\$ 30.00	Clarks	\$ 15.00
Aurora	\$ 11.50	Clarkson	\$ 20.00
Barneston	\$ 7.00	Clatonia	\$ 11.00
Bartley	\$ 12.00	Clay Center	\$ 11.37
Bassett	\$ 12.00	Clearwater	n/a
Bayard	\$ 10.00	Cody	\$ 7.50
Beemer	\$ 15.00	Coleridge	\$ 11.00
Benedict	\$ 9.00	Comstock	n/a
Benkelman	\$ 9.00	Cordova	\$ 8.00
Bennet	\$ 13.50	Cozad	\$ 26.95
Bertrand	\$ 23.75	Crawford	\$ 50.00
Bladen	\$ 10.58	Creighton	\$ 15.50
Bloomfield	\$ 8.00	Crofton	\$ 12.50
Bradshaw	\$ 6.07	Culbertson	\$ 12.00
Brady	\$ 10.00	Curtis	\$ 7.35

COMMUNITY:	MONTHLY SEWER BASE RATE:
Dakota City	\$ 14.00
Dalton	\$ 9.00
Dannebrog	\$ 28.00
David City	\$ 7.15
Daykin	\$ 6.67
Decatur	\$ 15.00
DeWeese	n/a
Diller	\$ 20.77
Dodge	\$ 17.00
Doniphan	n/a
DuBois	\$ 21.50
Dunbar	\$ 20.00
Dunning	\$ 17.50
Dwight	\$ 24.95
Eagle	\$ 20.00
Eddyville	\$ 23.00
Edgar	\$ 17.00
Edison	\$ 20.00
Elgin	\$ 8.34
Elm Creek	\$ 22.00
Elmwood	\$ 32.00
Elwood	\$ 8.35
Emerson	\$ 5.00
Endicott	\$ 4.00
Ewing	n/a
Exeter	\$ 10.50
Fairfield	\$ 18.32
Falls City	\$ 15.72
Farwell	n/a
Firth	\$ 9.50
Friend	\$ 15.00
Fullerton	\$ 13.60
Funk	n/a
Garland	\$ 30.00
Geneva	\$ 16.20
Genoa	n/a
Gibbon	\$ 28.00
Gilead	n/a

COMMUNITY:	MONTHLY SEWER BASE RATE:
Giltner	n/a
Glenvil	n/a
Gordon	\$ 5.50
Gothenburg	n/a
Grand Island	\$ 8.24
Greeley	\$ 17.00
Gresham	\$ 9.95
Gretna	\$ 5.85
Gretna	\$ 5.85
Hadar	\$ 12.50
Haigler	\$ 7.00
Hallam	\$ 20.00
Hampton	\$ 10.00
Hardy	\$ 8.00
Hartington	n/a
Hartington	\$ 18.15
Hastings	\$ 9.69
Hazard	n/a
Hebron	\$ 6.00
Hemingford	\$ 7.00
Hershey	\$ 17.34
Hickman	\$ 36.75
Hildreth	\$ 5.00
Holbrook	\$ 14.50
Holstein	n/a
Hooper	\$ 23.88
Hoskins	\$ 12.00
Howells	\$ 17.00
Hubbard	\$ 8.00
Humphrey	\$ 12.00
Imperial	\$ 14.75
Juniata	\$ 13.55
Kearney	n/a
Kearney	n/a
Kimball	\$ 12.00
Lakewood Subdivision	\$ 40.63
Laurel	\$ 9.00
LaVista	\$ 7.58

COMMUNITY:	MONTHLY SEWER BASE RATE:
Lawrence	\$ 8.00
Leigh	\$ 28.00
Lewiston	\$ 35.00
Lexington	\$ 23.00
Lincoln	n/a
Lindsay	\$ 20.00
Litchfield	n/a
Long Pine	\$ 12.00
Loomis	n/a
Loup City	\$ 15.00
Lower Elkhorn NRD	n/a
Lynch	\$ 15.00
Lyons	\$ 15.00
Madison	\$ 18.00
Madrid	\$ 10.50
Malmo	\$ 25.00
Marquette	\$ 18.75
Mason City	\$ 10.00
McCook	\$ 14.27
McCool Junction	\$ 19.00
Melbeta	n/a
Merriman	n/a
Milford	\$ 10.00
Miller	n/a
Minatare	\$ 11.00
Minden	\$ 13.00
Mitchell	n/a
Morse Bluff	n/a
Mullen	\$15.25 inside, \$27.000 outside
Naponee	\$ 15.00
Newport	n/a
North Loup	n/a
Oakdale	\$ 12.50
Oakland	\$ 24.00
Oconto	n/a

COMMUNITY:	MONTHLY SEWER BASE RATE:
Odell	n/a
Omaha	n/a
O'Neill	\$ 8.00
Orleans	\$ 10.25
Osceola	\$ 23.00
Oshkosh	\$ 7.00
Osmond	n/a
Overton	\$ 10.00
Palisade	\$ 17.00
Panama	\$ 10.00
Papillion	\$1.70 / 1,000 gal - inside, \$2.55 / 1,000 gal - outside & \$0.82 / 1,000 gal - inside CSO, \$1.23 / 1,000 gal - outside CSO
Papio-Missouri River, NRD	n/a
Paxton	n/a
Peru	\$ 6.85
Petersburg	\$ 15.00
Phillips	\$ 13.00
Pickrell	\$ 25.00
Pilger	n/a
Platte Center	\$ 17.00
Plattsmouth	\$ 12.69
Pleasanton	n/a
Plymouth	\$ 6.15
Polk	n/a
Ponca	\$ 26.75
Prague	n/a
Randolph	\$ 19.00
Ravenna	n/a
Republican City	\$ 8.00
Riverdale	n/a
Riverton	n/a
Rockville	n/a
Rushville	\$ 31.00
Sargent	\$ 20.50
Schuyler	\$ 11.50
Scotia	n/a

COMMUNITY:	MONTHLY SEWER BASE RATE:	COMMUNITY:	MONTHLY SEWER BASE RATE:
Scottsbluff	\$ 20.34	Trumbull	\$ 16.00
Scribner	\$ 24.94	Twin Platte NRD	n/a
Seward	\$ 16.00	Upland	\$ 12.50
Shelby	\$ 15.00	Utica	\$ 15.00
Shelton	\$ 45.00	Valentine	\$11.00 for 1st 400 LF
Sidney - South Platte NRD	n/a	Verdigre	\$ 32.50
Snyder	\$ 10.00	Wahoo	\$ 21.00
South Sioux City	\$ 13.53	Waterbury	\$ 12.50
Spencer	\$ 15.00	Wauneta	\$ 8.00
Sprague	\$ 15.00	Wausa	\$ 10.00
Springfield	\$ 25.63	Waverly	\$ 34.93
Staplehurst	\$ 22.66	Wayne	\$ 6.50
Sterling	\$ 15.00	West Point	\$ 10.00
Stromsburg	\$ 20.37	Wilber	\$ 10.00
Stuart	\$ 20.00	Wilcox	\$ 7.50
Sumner	n/a	Winside	\$ 10.00
Sutherland	\$ 20.00	Wisner	\$ 34.00
Syracuse	\$ 16.00	Wolbach	\$ 21.00
Tecumseh	\$ 10.35	Wood River	\$ 12.50
Tekamah	\$ 23.50	Wymore	\$ 21.60
Tilden	\$ 28.60	Yutan	\$ 27.00

APPENDIX E
CWSRF SMALL TOWN GRANT ALLOCATION
DETERMINATION PROCEDURES

Communities that are in the IUP with a population of 10,000 or fewer will be evaluated for eligibility for receipt of a Small Town Grant. This is in accordance with §81-15,153(9) Nebraska Revised Statute 1943. For the FFY 2017 IUP, the Department will limit the maximum amount of a small town grant to \$250,000. All grant allocation payments are dependent on availability of appropriated funds.

The CWSRF Median Household Income (MHI) will be determined from the American Community Survey (ACS) five-year estimates published by the U.S. Census Bureau (<http://www.census.gov/acs/www/>). The State MHI reported in the 2010 – 2014 ACS five-year estimates is \$52,400. Population is based on the 2010 United States decennial census.

To ensure that grants will be awarded to communities with severe financial hardship, only those communities with a MHI below the 2010 - 2014 State MHI will be considered, and only if: (a) The estimated debt service payment exceeds \$15 per household per month based on an assumed CWSRF loan for the total project cost, less the potential small town grant, other grants, and local funding for the project; and (b) The estimated domestic user's share of the loan payment would be reduced at least \$2 per month per household with the small town grant. The calculations will be based on a 20-year loan term. A partial small town grant (i.e. less than the potential grant amount based on MHI and project cost) to the nearest \$1,000, may be awarded if a reduced grant can meet the above criteria.

The 2010 – 2014 MHI for Sanitary and Improvement District (SID) projects will be based on the smallest county subdivision with a reported MHI, such as a precinct or census tract, that encompasses the project service area. The MHI for Natural Resources Districts (NRDs) or Rural Water System projects will be based on the averages of the MHI values reported for the counties included, all or in part, in the district or system.

Small town grants are prioritized based on: 1) project benefit as described in Appendix A1; 2) estimated debt service per capita as a percentage of MHI; and 3) the estimated reduction in debt service that could be provided by the matching grant for which they are eligible.

Small town grants are reserved for the highest priority state ranked projects on the Funding List in priority order to the extent funds are available, until the bypass date. If the funding list does not have qualifying projects then the highest ranked qualifying project from the planning list that is ready to proceed may be moved to the funding list, dependent on availability of additional loan funds.

In determining the maximum percent for the Small Town Grants to communities with populations of 10,000 or fewer, the Department will use a procedure similar to one developed for determining the prorated interest rate based on a community's MHI as an indication of financial hardship.

For each community falling between 80 and 100 percent of the 2010-2014 State MHI, the matching grant level will be set between 50% and 0% by interpolation. Communities with an MHI of 80% or less of the State MHI will qualify for 50% matching grants.

The ratio of the difference between the community's MHI and 80% of the State MHI, to the difference between 80% of the State MHI and 100% of the State MHI is applied to 50%, with the result subtracted from 50%, resulting in the maximum percent for the State matching grant. Forgiveness and Small Town Grant together cannot exceed the maximum percentage of project cost shown in Figure E1.

FIGURE E1

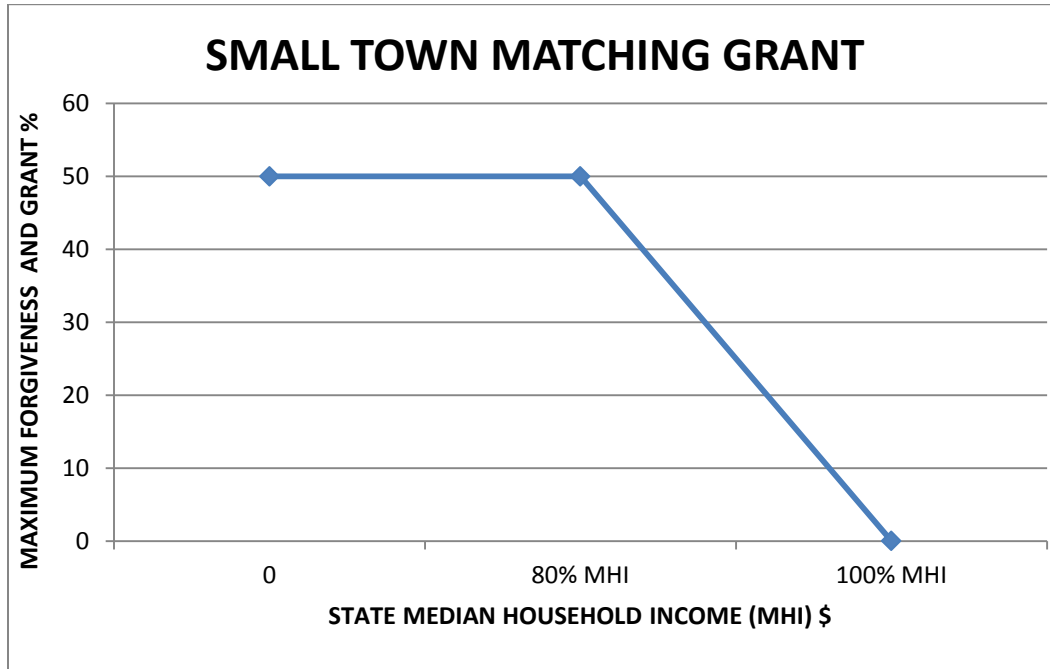
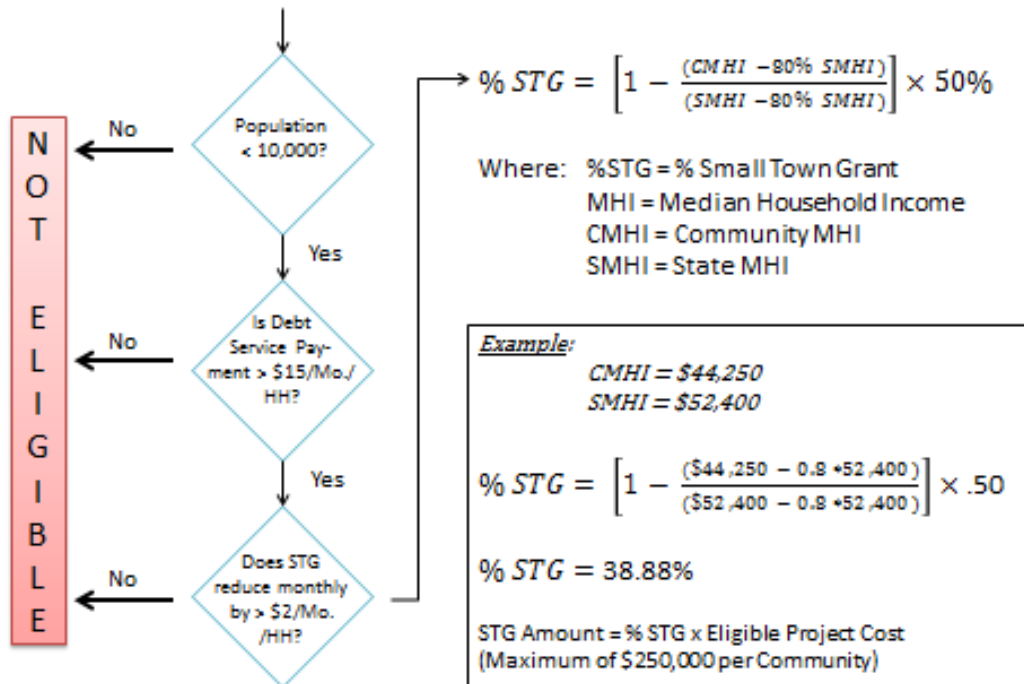


FIGURE E2

SMALL TOWN GRANT ELIGIBILITY COMPUTATION



APPENDIX F

CWSRF and DWSRF FORGIVENESS ALLOCATION DETERMINATION PROCEDURES

All forgiveness awards are dependent on availability of funds. Additional subsidization provided by the FFY 2015 Clean Water State Revolving Fund (CWSRF) and Drinking Water State Revolving Fund (DWSRF) Capitalization Grants will be distributed to eligible loan recipients through this process.

The CWSRF and DWSRF Median Household Income (MHI) will be determined from the American Community Survey (ACS) five-year estimates published by the U.S. Census Bureau (<http://www.census.gov/acs/www/>). The State MHI as reported in the 2010 – 2014 ACS five-year estimates is \$52,400. Population is based on the 2010 United States decennial census. If there is a reason to believe that the census data is not an accurate representation of the MHI within the area to be served, the reasons will be documented and the loan applicant may furnish additional information regarding such MHI. Such information will consist of reliable data from local, regional, state, or federal sources or from a survey conducted by a reliable impartial source. This new MHI will be valid for five years.

The respective MHI for Sanitary and Improvement District (SID) projects will be based on the smallest county subdivision with a reported MHI, such as a precinct or census tract, that encompasses the project service area. The MHI for Natural Resources Districts (NRDs) or Rural Water System projects will be based on the averages of the MHI values reported for the counties included, all or in part, in the district or system.

CWSRF

The June 2014 CW amendments required States to develop affordability criteria to assist in identifying applicants that would have difficulty financing projects without additional subsidization. The criteria must be based on income, unemployment data, population trends and other data determined relevant by the State.

In 2012, the Department started developing the Assessing Wastewater Infrastructure Needs (AWIN) program to assist struggling communities in Nebraska to better afford, maintain, and operate wastewater infrastructure projects. The goal of AWIN is to use current information to provide accurate estimates of future conditions in Nebraska communities to develop sustainable projects and minimize financial burdens for struggling communities. AWIN examines various factors affecting communities, such as population trends, population, median household income, unemployment, average age of residents, and infrastructure needs to develop a “sustainability risk” analysis. The AWIN sustainability risk was divided into three categories: low risk, moderate risk, and high risk. Applicants with a high sustainability risk are thought to potentially need the most assistance to bring them into compliance and keep them in compliance in the future with as little additional stress as possible. The Department will utilize the AWIN program as a portion of determining which applicants will be eligible for loan forgiveness.

For each CWSRF loan recipient falling between 80 and 100% of the State MHI for the service area, the maximum Forgiveness level will be set between 50% and 0% by interpolation. Loan recipients with a MHI of 80% or less of the State MHI for the service area will qualify for 50% maximum Forgiveness. For those above 80% but less than 100% of the state MHI, the ratio of the difference between the loan recipient's MHI and 80% of the State MHI to the difference between 80% of the State MHI and 100% of the State MHI is applied to 50%, with the result subtracted from 50%, resulting in the maximum percent for the Forgiveness. Forgiveness and Small Town Grant together cannot exceed the maximum percentage of project cost shown in Figure F1.

This CWSRF subsidization is only available for municipalities that have populations equal to or fewer than 10,000 people, up to a ceiling of \$100,000 per project, dependent on availability of funding from federal

capitalization grants and the total amount of funds the Department decides to allocate for forgiveness. Municipalities must also have a high or moderate AWIN sustainability risk factor as identified on NDEQ's website. Municipalities who don't meet the AWIN eligibility criteria may submit a financial hardship report to the Department for additional consideration justifying the forgiveness requested. Forgiveness and Small Town Grant together cannot exceed 50% of project cost. At the time of the loan closing, all current Intended Use Plan conditions are in effect and past IUP conditions are not available to the loan recipient.

DWSRF

Public water supply systems that are in the DWSRF IUP and receive a SRF loan will be evaluated for eligibility for receipt of Forgiveness. This is in accordance with §71-5321(3) Nebraska Revised Statutes and NDHHS-DPH's affordability criteria.

A graphical representation of the Forgiveness allocation determination procedure is shown in Figure F2 for DWSRF. A 20% loan/principal forgiveness ceiling will be applied to PWSs through the DWSRF for SFY 2016 for communities shown on the Priority Funding Lists of projects, where projects presently listed as Loan Only will not be offered forgiveness assistance until the FFY 2016 funding appropriation is known. Further, up to 35% forgiveness assistance may be offered to PWSs whose projects will remedy or avoid an Administrative Order issued by NDHHS-DPH. These will be the maximum forgiveness benefit available to qualifying disadvantaged communities that meet the affordability criteria presented above and have populations equal to or less than 10,000 people, with three exceptions described below. Further, private borrowers will not qualify for loan forgiveness.

1. A 50% forgiveness ceiling with a \$250,000 cap may be available to a PWS, at the discretion of the NDEQ and the Director of the NDHHS-DPH, under all of the following conditions:
 - The PWS has closed a loan with the SRF within the past 5 years;
 - That loan was for a project needed to resolve either an Enforcement Action or an Administrative Order (A.O.) issued to the PWS by the NDHHS-DPH; and,
 - That project did not resolve the specified Enforcement Action or A.O., or resulted in a separate Enforcement Action or A.O., through no fault by the PWS.

Under these circumstances, the PWS may receive up to \$250,000 in forgiveness at a 50% allocation, at the discretion of the NDEQ and the Director of the NDHHS-DPH, as part of a loan amendment or a second loan to comply with the PWS' Enforcement Action or A.O. with the NDHHS-DPH. The amount of the forgiveness must not exceed the amount of the loan obtained through the DWSRF for the initial project. Further, either the eligible amount of the Forgiveness will be offset by, or the PWS shall repay the Forgiveness amount to the SRF, to the extent another grant, insurance settlement, or any other non-loan funds are received by the PWS for the same need.

2. Further, forgiveness funding as a part of a sponsorship program may be offered to all DWSRF funded projects that include a new water supply well(s) phase, or rely on innovative planning to avoid an after treatment alternative. If a community is pursuing a treatment alternative with DWSRF funding, they may submit a plan prepared by a professional engineer based upon innovative techniques that could help the community avoid implementing the treatment alternative as a means of returning to compliance. The plan will require approval from the DHHS-DPH, but at the discretion of the DHHS-DPH, may be eligible for reimbursement through forgiveness funding up to an overall 50% level should it be determined the plan is acceptable to DHHS-DPH.
3. Exceptions to the 20% amount, up to a 50% level, may be allowed where funding of projects are a collaborative effort between the DWSRF and USDA-RD programs, and where ARRA funding from either program is being or has been obligated to the project. This policy is a continuation of policy implemented during the DWSRF-ARRA program in accordance with guidance provided by the EPA. This may also be allowed for DWSRF ARRA sub-recipients where it has been determined by NDHHS-DPH that the ARRA funded project in part resulted in the need for another

project. This policy will also be extended to those systems that implemented projects as a result of an Emergency Order issued by NDHHS-DPH.

Figure F1 - CWSRF Forgiveness

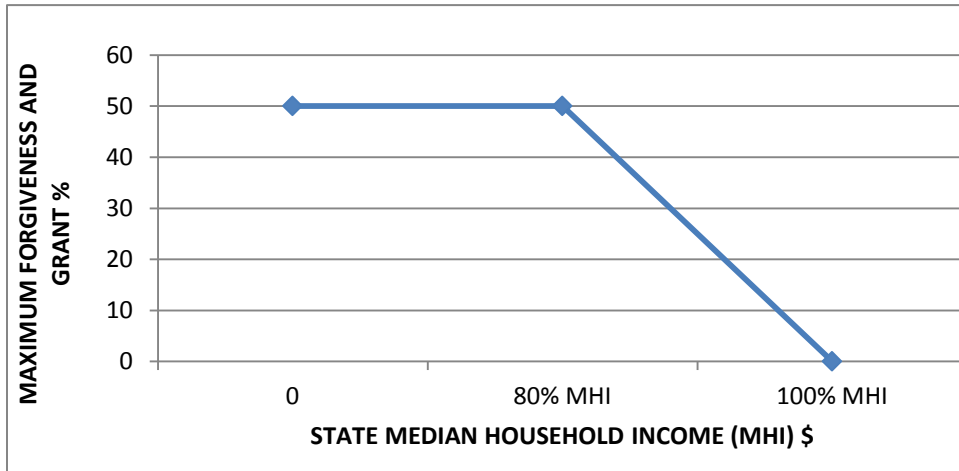
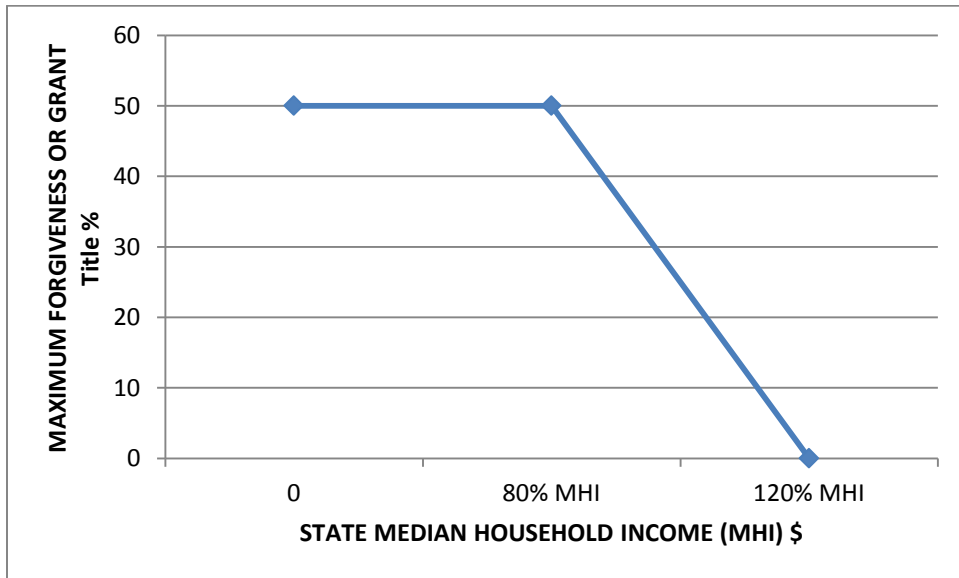


Figure F2 - DWSRF Forgiveness



APPENDIX G

WATER WASTEWATER ADVISORY COMMITTEE

WATER WASTEWATER COMMON PRE-APPLICATION PROCESS

INTRODUCTION: Applicants anticipating the use of federal and/or state administered funds to finance water or sanitary sewer improvements through the WWAC process must complete and submit five (5) originals or copies of the pre-application, consisting of the attached two page form and a facility plan (FP) or preliminary engineering report (PER) (see attached guide), to one of the Water Wastewater Advisory Committee (WWAC) agencies. The WWAC agencies include:

Kevin Stoner
Department of Environmental Quality
1200 "N" Street, Suite 400
P.O. Box 98922
Lincoln, NE 68509-8922

Rebecca Schademann
Department of Economic Development
301 Centennial Mall South
P.O. Box 94666
Lincoln, NE 68509-4666

Steve McNulty
Department of Health & Human Services
Division of Public Health
301 Centennial Mall South
P.O. Box 95026
Lincoln, NE 68509-5026

Denise M. Brosius Meeks
USDA Rural Development
Room 308, Federal Building
100 Centennial Mall North
Lincoln, NE 68508

PROCEDURE: Each pre-application will be reviewed by the WWAC as follows:

1. The five (5) originals (or copies) of the pre-application and FP/PER are submitted to one of the WWAC agencies.
2. Upon receipt, the agency distributes copies to the other WWAC members. Incomplete pre-applications will be returned.
3. The WWAC will review the pre-application within 60 days after the submission. Meetings will be held on the third Tuesday of each month in the City of Lincoln.
4. The WWAC may request the applicant attend a meeting (or the applicant may request a meeting) with the WWAC to discuss the project scope, including technical aspects and alternatives considered. Project funding sources and associated application requirements can be discussed along with the various routine program or unique project requirements. This meeting can be held face to face, by video conference, or by teleconference and should include appropriate program staff, a community representative and the project engineer.
5. Following its consideration, the WWAC will reply to the applicant by letter. For a suitable pre-application, the WWAC will recommend the pre-application be accepted and outline the logical funding sources to whom a full application should be submitted. The WWAC may, in the same or separate letter, list pertinent comments regarding technical, operational, or financial aspects of the project(s). Substantive comments by the WWAC must be resolved before an application can be recommended for acceptance. Each agency on the WWAC will receive a copy of any WWAC correspondence.
6. Each funding agency will follow its own full application process. Applicants seeking funding for the same project from multiple agencies must submit a full application to the particular agencies.

7. Applications will normally not be funded until the following actions have been taken:
 - If the project includes the development of a well field the water quality and production capabilities of this site will have been confirmed through the development of a test hole.
 - The applicant will need to be able to provide assurance that they can secure the necessary land for the project. This assurance would include deeds, purchase agreements, leases, or a resolution by the Board of Trustees on their intent to proceed with condemnation.
8. If a full application varies significantly from the pre-application, or if the facts involving a project have changed such that the feasibility of the proposed solution warrants further investigation, any individual WWAC agency may request the full WWAC to review the project again.

State of Nebraska

U.S. Department of Agriculture

**WATER/WASTEWATER PRE-APPLICATION
FOR STATE AND/OR FEDERAL ASSISTANCE**

Legal Applicant (City, County, SID):	
NPDES # for Wastewater Pre-applications:	Federal Tax Identification Number:
PWS # for Water Pre-applications:	Email:
Representative/Title:	
Address:	
City/Zip Code:	
Telephone/Fax:	CAGE Number if known:
County:	DUNS Number if known:
Pre-application Preparer:	
Address:	
City/Zip Code:	
Telephone/Fax:	Email:
Engineering Firm:	
Engineering Consultant:	
Address:	
City/Zip Code:	
Telephone/Fax:	Email:

Project Description:

(Please attach any preliminary engineering reports or facilities plans which have been completed to date)

<p>User Information:</p> <table style="width: 100%; border-collapse: collapse;"> <thead> <tr> <th style="width: 30%;"></th> <th style="width: 30%; text-align: center;">Water</th> <th style="width: 30%; text-align: center;">Wastewater</th> </tr> </thead> <tbody> <tr> <td>Number of residential users:</td> <td style="text-align: center;">_____</td> <td style="text-align: center;">_____</td> </tr> <tr> <td colspan="3">Non-Residential</td> </tr> <tr> <td>Number of 3/4" meters:</td> <td style="text-align: center;">_____</td> <td style="text-align: center;">_____</td> </tr> <tr> <td>Number of 1" meters:</td> <td style="text-align: center;">_____</td> <td style="text-align: center;">_____</td> </tr> <tr> <td>Number of 1 1/2" meters:</td> <td style="text-align: center;">_____</td> <td style="text-align: center;">_____</td> </tr> <tr> <td>Number of 2" meters:</td> <td style="text-align: center;">_____</td> <td style="text-align: center;">_____</td> </tr> <tr> <td>Number of 3" meters:</td> <td style="text-align: center;">_____</td> <td style="text-align: center;">_____</td> </tr> <tr> <td>Number of 4" meters:</td> <td style="text-align: center;">_____</td> <td style="text-align: center;">_____</td> </tr> <tr> <td>Other</td> <td style="text-align: center;">_____</td> <td style="text-align: center;">_____</td> </tr> </tbody> </table> <p>NOTE: Indicate water meter sizes for Non-Residential wastewater users</p>		Water	Wastewater	Number of residential users:	_____	_____	Non-Residential			Number of 3/4" meters:	_____	_____	Number of 1" meters:	_____	_____	Number of 1 1/2" meters:	_____	_____	Number of 2" meters:	_____	_____	Number of 3" meters:	_____	_____	Number of 4" meters:	_____	_____	Other	_____	_____	<p>Does water/wastewater system currently use meters (circle one):</p> <p style="text-align: center;">YES NO</p> <p>Non-metered Water Rates _____/mo Non-metered Sewer Rates _____/mo</p> <p>Metered Water Rates _____/mo for _____ gallons Overage charges _____</p> <p>Metered Sewer Rates _____/mo for _____ gallons Overage charges _____</p>
	Water	Wastewater																													
Number of residential users:	_____	_____																													
Non-Residential																															
Number of 3/4" meters:	_____	_____																													
Number of 1" meters:	_____	_____																													
Number of 1 1/2" meters:	_____	_____																													
Number of 2" meters:	_____	_____																													
Number of 3" meters:	_____	_____																													
Number of 4" meters:	_____	_____																													
Other	_____	_____																													

COST CLASSIFICATION	ESTIMATED TOTAL COST
1. Administrative and legal expenses	
2. Land, structures, right-of-ways, appraisals, etc.	
3. Relocation expenses and payments	
4. Architectural and engineering fees	
5. Project inspection fees	
6. Site work, demolition and removal	
7. Construction	
8. Equipment	
9. Miscellaneous	
10 SUBTOTAL (sum of lines 1-9)	
11. Contingencies	
12. SUBTOTAL	
13. Less project (program) income	
14. TOTAL PROJECT COSTS	

<p>The undersigned representative of the applicant certifies that the information contained herein and the attached statements, exhibits, and reports, are true, correct and complete to the best of my knowledge and belief.</p>	
Applicant Signature: _____	Date: _____
Pre-application Preparer Signature: _____	Date: _____

**FACILITY PLAN OR PRELIMINARY ENGINEERING REPORT GUIDE
FOR WASTEWATER OR DRINKING WATER FACILITIES**

GENERAL OUTLINE OF A FACILITY PLAN OR PRELIMINARY ENGINEERING REPORT

- 1) PROJECT PLANNING
 - a) Location
 - b) Environmental Resources Present
 - c) Population Trends
 - d) Community Engagement

- 2) EXISTING FACILITIES
 - a) Location Map
 - b) History
 - c) Condition of Existing Facilities
 - d) Financial Status of any Existing Facilities
 - e) Water/Energy/Waste Audits

- 3) NEED FOR PROJECT
 - a) Health, Sanitation, and Security
 - b) Aging Infrastructure
 - c) Reasonable Growth

- 4) ALTERNATIVES CONSIDERED
 - a) Description
 - b) Design Criteria
 - c) Map
 - d) Environmental Impacts
 - e) Land Requirements
 - f) Potential Construction Problems
 - g) Sustainability Considerations
 - i) Water and Energy Efficiency
 - ii) Green Infrastructure
 - iii) Other
 - h) Cost Estimates

- 5) SELECTION OF AN ALTERNATIVE
 - a) Life Cycle Cost Analysis
 - b) Non-Monetary Factors

- 6) PROPOSED PROJECT (RECOMMENDED ALTERNATIVE)
 - a) Preliminary Project Design
 - b) Project Schedule
 - c) Permit Requirements
 - d) Sustainability Considerations
 - i) Water and Energy Efficiency
 - ii) Green Infrastructure
 - iii) Other
 - e) Total Project Cost Estimate (Engineer's Opinion of Probable Cost)
 - f) Annual Operating Budget
 - i) Income
 - ii) Annual O&M Costs
 - iii) Debt Repayments
 - iv) Reserves

- 7) CONCLUSIONS AND RECOMMENDATIONS

DETAILED OUTLINE OF A PRELIMINARY ENGINEERING REPORT

1. PROJECT PLANNING

Describe the area under consideration. Service may be provided by a combination of central, cluster, and/or centrally managed individual facilities. The description should include information on the following:

- a) Location. Provide scale maps and photographs of the project planning area and any existing service areas. Include legal and natural boundaries and a topographical map of the service area.
- b) Environmental Resources Present. Provide maps, photographs, and/or a narrative description of environmental resources present in the project planning area that affect design of the project. Environmental review information that has already been developed to meet requirements of NEPA or a state equivalent review process can be used here.
- c) Population Trends. Provide U.S. Census or other population data (including references) for the service area for at least the past two decades if available. Population projections for the project planning area and concentrated growth areas should be provided for the project design period. Base projections on historical records with justification from recognized sources.
- d) Community Engagement. Describe the utility's approach used (or proposed for use) to engage the community in the project planning process. The project planning process should help the community develop an understanding of the need for the project, the utility operational service levels required, funding and revenue strategies to meet these requirements, along with other considerations.

2. EXISTING FACILITIES

Describe each part (e.g. processing unit) of the existing facility and include the following information:

- a) Location Map. Provide a map and a schematic process layout of all existing facilities. Identify facilities that are no longer in use or abandoned. Include photographs of existing facilities.
- b) History. Indicate when major system components were constructed, renovated, expanded, or removed from service. Discuss any component failures and the cause for the failure. Provide a history of any applicable violations of regulatory requirements.
- c) Condition of Existing Facilities. Describe present condition; suitability for continued use; adequacy of current facilities; and their conveyance, treatment, storage, and disposal capabilities. Describe the existing capacity of each component. Describe and reference compliance with applicable federal, state, and local laws. Include a brief analysis of overall current energy consumption. Reference an asset management plan if applicable.

- d) Financial Status of any Existing Facilities. (Note: Some agencies require the owner to submit the most recent audit or financial statement as part of the application package.) Provide information regarding current rate schedules, annual O&M cost (with a breakout of current energy costs), other capital improvement programs, and tabulation of users by monthly usage categories for the most recent typical fiscal year. Give status of existing debts and required reserve accounts.
- e) Water/Energy/Waste Audits. If applicable to the project, discuss any water, energy, and/or waste audits which have been conducted and the main outcomes.

3. NEED FOR PROJECT

Describe the needs in the following order of priority:

- a) Health, Sanitation, and Security. Describe concerns and include relevant regulations and correspondence from/to federal and state regulatory agencies. Include copies of such correspondence as an attachment to the Report.
- b) Aging Infrastructure. Describe the concerns and indicate those with the greatest impact. Describe water loss, inflow and infiltration, treatment or storage needs, management adequacy, inefficient designs, and other problems. Describe any safety concerns.
- c) Reasonable Growth. Describe the reasonable growth capacity that is necessary to meet needs during the planning period. Facilities proposed to be constructed to meet future growth needs should generally be supported by additional revenues. Consideration should be given to designing for phased capacity increases. Provide number of new customers committed to this project.

4. ALTERNATIVES CONSIDERED

This section should contain a description of the alternatives that were considered in planning a solution to meet the identified needs. Documentation of alternatives considered is often a Report weakness. Alternative approaches to ownership and management, system design (including resource efficient or green alternatives), and sharing of services, including various forms of partnerships, should be considered. In addition, the following alternatives should be considered, if practicable: building new centralized facilities, optimizing the current facilities (no construction), developing centrally managed decentralized systems, including small cluster or individual systems, and developing an optimum combination of centralized and decentralized systems. Alternatives should be consistent with those considered in the NEPA, or state equivalent, environmental review. Technically infeasible alternatives that were considered should be mentioned briefly along with an explanation of why they are infeasible, but do not require full analysis. For each technically feasible alternative, the description should include the following information:

- a) Description. Describe the facilities associated with every technically feasible alternative. Describe source, conveyance, treatment, storage and distribution facilities for each alternative. Basic hydraulic calculations shall be listed in tabular form. A feasible system may include a combination of centralized and decentralized (on-site or cluster) facilities.
- b) Design Criteria. State the design parameters used for evaluation purposes. These parameters should comply with federal, state, and agency design policies and regulatory requirements.
- c) Map. Provide a schematic layout map to scale and a process diagram if applicable. If applicable, include future expansion of the facility.

- d) Environmental Impacts. Provide information about how the specific alternative may impact the environment. Describe only those unique direct and indirect impacts on floodplains, wetlands, other important land resources, endangered species, historical and archaeological properties, etc., as they relate to each specific alternative evaluated. Include generation and management of residuals and wastes.
- e) Land Requirements. Identify sites and easements required. Further specify whether these properties are currently owned, to be acquired, leased, or have access agreements.
- f) Potential Construction Problems. Discuss concerns such as subsurface rock, high water table, limited access, existing resource or site impairment, or other conditions which may affect cost of construction or operation of facility.
- g) Sustainability Considerations. Sustainable utility management practices include environmental, social, and economic benefits that aid in creating a resilient utility.
 - i. Water and Energy Efficiency. Discuss water reuse, water efficiency, water conservation, energy efficient design (i.e. reduction in electrical demand), and/or renewable generation of energy, and/or minimization of carbon footprint, if applicable to the alternative. Alternatively, discuss the water and energy usage for this option as compared to other alternatives.
 - ii. Green Infrastructure. Discuss aspects of project that preserve or mimic natural processes to manage stormwater, if applicable to the alternative. Address management of runoff volume and peak flows through infiltration, evapotranspiration, and/or harvest and use, if applicable.
 - iii. Other. Discuss any other aspects of sustainability (such as resiliency or operational simplicity) that are incorporated into the alternative, if applicable.
- h) Cost Estimates. Provide cost estimates for each alternative, including a breakdown of the following costs associated with the project: construction, non-construction, and annual O&M costs. A construction contingency should be included as a non-construction cost. Cost estimates should be included with the descriptions of each technically feasible alternative. O&M costs should include a rough breakdown by O&M category (see example below) and not just a value for each alternative. Information from other sources, such as the recipient's accountant or other known technical service providers, can be incorporated to assist in the development of this section. The cost derived will be used in the life cycle cost analysis described in Section 5 a.

Example O&M Cost Estimate	
Personnel (i.e. Salary, Benefits, Payroll Tax, Insurance, Training)	
Administrative Costs (e.g. office supplies, printing, etc.)	
Water Purchase or Waste Treatment Costs	
Insurance	
Energy Cost (Fuel and/or Electrical)	
Process Chemical	
Monitoring & Testing	
Short Lived Asset Maintenance/Replacement*	
Professional Services	
Residuals Disposal	
Miscellaneous	
Total	

* See Table A for example list

5. SELECTION OF AN ALTERNATIVE

Selection of an alternative is the process by which data from the previous section, "Alternatives Considered" is analyzed in a systematic manner to identify a recommended alternative. The analysis should include consideration of both life cycle costs and non- monetary factors such as reliability, ease of use, and appropriate wastewater or water treatment technology for the community's management capability shall be conducted. (i.e. triple bottom line analysis: financial, social, and environmental). If water reuse or conservation, energy efficient design, and/or renewable generation of energy components are included in the proposal provide an explanation of their cost effectiveness in this section.

- a) Life Cycle Cost Analysis. A life cycle present worth cost analysis (an engineering economics technique to evaluate present and future costs for comparison of alternatives) should be completed to compare the technically feasible alternatives. Do not leave out alternatives because of anticipated costs; let the life cycle cost analysis show whether an alternative may have an acceptable cost. This analysis should meet the following requirements and should be repeated for each technically feasible alternative. Several analyses may be required if the project has different aspects, such as one analysis for different types of collection systems and another for different types of treatment.
 - i. The analysis should convert all costs to present day dollars;
 - ii. The planning period to be used is recommended to be 20 years, but may be any period determined reasonable by the engineer and concurred on by the state or federal agency;
 - iii. The discount rate to be used should be the "real" discount rate taken from Appendix C of OMB circular A-94 and found at (www.whitehouse.gov/omb/circulars/a094/a94_appx-c.html);
 - iv. The total capital cost (construction plus non-construction costs) should be included;
 - v. Annual O&M costs should be converted to present day dollars using a uniform series present worth (USPW) calculation;
 - vi. The salvage value of the constructed project should be estimated using the anticipated life expectancy of the constructed items using straight line depreciation calculated at the end of the planning period and converted to present day dollars;

- vii. The present worth of the salvage value should be subtracted from the present worth costs;
- viii. The net present value (NPV) is then calculated for each technically feasible alternative as the sum of the capital cost (C) plus the present worth of the uniform series of annual O&M (USPW (O&M)) costs minus the single payment present worth of the salvage value (SPPW(S)):

$$NPV = C + USPW (O\&M) - SPPW (S)$$

- ix. A table showing the capital cost, annual O&M cost, salvage value, present worth of each of these values, and the NPV should be developed for state or federal agency review. All factors (major and minor components), discount rates, and planning periods used should be shown within the table;
 - x. Short lived asset costs (See Table A for examples) should also be included in the life cycle cost analysis if determined appropriate by the consulting engineer or agency. Life cycles of short lived assets should be tailored to the facilities being constructed and be based on generally accepted design life. Different features in the system may have varied life cycles.
- b) Non-Monetary Factors. Non-monetary factors, including social and environmental aspects (e.g. sustainability considerations, operator training requirements, permit issues, community objections, reduction of greenhouse gas emissions, wetland relocation) should also be considered in determining which alternative is recommended and may be factored into the calculations.
 - c) Wastewater Projects. If population is decreasing, the engineer preparing the PER/FP should contact NDEQ for options that can be applied to the project. For these towns, an option must be included as an alternative in the PER/FP.

6. PROPOSED PROJECT (RECOMMENDED ALTERNATIVE)

The engineer should include a recommendation for which alternative(s) should be implemented. This section should contain a fully developed description of the proposed project based on the preliminary description under the evaluation of alternatives. Include a schematic for any treatment processes, a layout of the system, and a location map of the proposed facilities. At least the following information should be included as applicable to the specific project:

a) Preliminary Project Design.

i. Drinking Water:

Water Supply. Include requirements for quality and quantity. Describe recommended source, including site and allocation allowed. Details should be provided for determining average daily demand (residential, commercial, leakage, & public use defined). The community's annual average gallons per capita per day (3 years data preferred) may be used if the user rates are based on metered usage OR the use of other published engineering design guidelines may be submitted for consideration in designing the proposed project. Peak period demands for daily and hourly should reflect the same conditions as described above.

Treatment. Describe process in detail (including whether adding, replacing, or rehabilitating a process) and identify location of plant and site of any process discharges. Identify capacity of treatment plant (i.e. Maximum Daily Demand).

Identify any wastewater generation and treatment method. If discharged to sanitary sewer, evaluate collection system and wastewater treatment capability.

Storage. Identify size, type and location. Storage facilities should be sized using the Recommended Standards for Water Works guidelines (except for fire flows as stated above) OR the use of other published engineering design guidelines may be submitted for consideration in designing the proposed project.

Pumping Stations. Identify size, type, location and any special power requirements. For rehabilitation projects, include description of components upgraded.

Distribution Layout. Identify general location of new pipe, replacement, or rehabilitation: lengths, sizes and key components.

CDBG. Monies are to be expended for human consumption and/or for health related issues. Upsizing wells, storage, and distribution to mainly meet fire flows or primarily serve residential & industrial future growth or agricultural irrigation & livestock purposes will not be considered as eligible under the program rules and those uses must be separated from the project and funded through other lenders.

Development of a new well field site. The following information will need to be provided: 1) Site approval by the Department of Health & Human Services Division of Public Health. 2) Data which supports the development of the well in this area such as geological surveys, water quality and production data (gallons per minute, specific capacity, etc.) on wells in adjoining areas, data from the Department of Natural Resources or Natural Resource District, or water quality and production results from a test hole(s) drilled on site.

ii. Wastewater/Reuse:

Collection System/Reclaimed Water System Layout. Identify general location of new pipe, replacement or rehabilitation: lengths, sizes, and key components. Flows in excess of 120 gpcd indicating groundwater infiltration or 275 gpcd during a storm event should require the completion of a Sanitary Sewer Evaluation Survey. This further study should analyze which is more cost effective; to transport and treat the excess I&I, or if sewer rehabilitation would be cost effective in removing the excess I&I. Winter quarter potable water usage should be analyzed and compared to the wastewater flow data to check if exfiltration is occurring in the collection system. Unsewered areas within the planning jurisdiction should be identified. A cost-effectiveness analysis should be conducted on eliminating existing septic tank systems with sewer extensions.

Pumping Stations. Identify size, type, site location, and any special power requirements. For rehabilitation projects, include description of components upgraded.

Storage. Identify size, type, location and frequency of operation.

Treatment. Describe process in detail (including whether adding, replacing, or rehabilitating a process) and identify location of any treatment units and site of any discharges (end use for reclaimed water). Identify capacity of treatment plant (i.e. Average Daily Flow). Details should be provided for determining the average daily, peak hour and maximum daily wastewater flows to the POTW. Actual flow monitoring data should be gathered over a sufficient period to capture a wet weather event to analyze for infiltration and inflow from the sewer system. If commercial or industrial contributions are received by the POTW then flow proportioned composite sampling

should be conducted measuring the daily pounds of Ammonia, CBOD, and TSS and their peak monthly values.

Receiving stream. Information along with the current or proposed NPDES discharge permit limitations determined and disinfection and any industrial pretreatment considerations analyzed.

Evaluation of the treatment alternatives should include conventional as well as any alternative or innovative technology including regionalization and sludge disposal alternatives for the 20 year design average and peak wastewater flows. Design criteria shall follow the current design standards as required by NDEQ. A cost effectiveness monetary analysis will be required on the principal alternatives as outlined in paragraph C above, along with an engineering evaluation of the following factors: a) reliability, b) energy use, c) revenue generating alternatives, d) process complexity, e) O&M considerations, and f) environmental impacts.

SRF. Monies are directed for municipally owned wastewater facility needs. Projects of a speculative nature or primarily for industrial capacity are not normally funded.

iii. Solid Waste:

Collection. Describe process in detail and identify quantities of material (in both volume and weight), length of transport, location and type of transfer facilities, and any special handling requirements.

Storage. If any, describe capacity, type, and site location. Processing. If any, describe capacity, type, and site location.

Disposal. Describe process in detail and identify permit requirements, quantities of material, recycling processes, location of plant, and site of any process discharges.

iv. Stormwater:

Collection System Layout. Identify general location of new pipe, replacement or rehabilitation: lengths, sizes, and key components.

Pumping Stations. Identify size, type, location, and any special power requirements.

Treatment. Describe treatment process in detail. Identify location of treatment facilities and process discharges. Capacity of treatment process should also be addressed.

Storage. Identify size, type, location and frequency of operation.

Disposal. Describe type of disposal facilities and location.

Green Infrastructure. Provide the following information for green infrastructure alternatives:

- Control Measures Selected. Identify types of control measures selected (e.g., vegetated areas, planter boxes, permeable pavement, rainwater cisterns).
- Layout: Identify placement of green infrastructure control measures, flow paths, and drainage area for each control measure.
- Sizing: Identify surface area and water storage volume for each green infrastructure control measure. Where applicable, soil infiltration rate, evapotranspiration rate, and use rate (for rainwater harvesting) should also be addressed.

- Overflow: Describe overflow structures and locations for conveyance of larger precipitation events.

- b) Project Schedule. Identify proposed dates for submittal and anticipated approval of all required documents, land and easement acquisition, permit applications, advertisement for bids, loan closing, contract award, initiation of construction, substantial completion, final completion, and initiation of operation.

- c) Permit Requirements. Identify any construction, discharge and capacity permits that will/may be required as a result of the project.

- d) Sustainability Considerations (if applicable).
 - i. Water and Energy Efficiency. Describe aspects of the proposed project addressing water reuse, water efficiency, and water conservation, energy efficient design, and/or renewable generation of energy, if incorporated into the selected alternative.
 - ii. Green Infrastructure. Describe aspects of project that preserve or mimic natural processes to manage stormwater, if applicable to the selected alternative. Address management of runoff volume and peak flows through infiltration, evapotranspiration, and/or harvest and use, if applicable.
 - iii. Other. Describe other aspects of sustainability (such as resiliency or operational simplicity) that are incorporated into the selected alternative, if incorporated into the selected alternative.

- e) Total Project Cost Estimate (Engineer's Opinion of Probable Cost). Provide an itemized estimate of the project cost based on the stated period of construction. Include construction, land and right-of-ways, legal, engineering, construction program management, funds administration, interest, equipment, construction contingency, refinancing, and other costs associated with the proposed project. The construction subtotal should be separated out from the non-construction costs. The non-construction subtotal should be included and added to the construction subtotal to establish the total project cost. An appropriate construction contingency should be added as part of the non-construction subtotal. For projects containing both water and waste disposal systems, provide a separate cost estimate for each system as well as a grand total. If applicable, the cost estimate should be itemized to reflect cost sharing including apportionment between funding sources. The engineer may rely on the owner for estimates of cost for items other than construction, equipment, and engineering.

- f) Annual Operating Budget. Provide itemized annual operating budget information. The owner has primary responsibility for the annual operating budget; however, there are other parties that may provide technical assistance. Provide a copy of the previous 3 years financial history on the operations of the water or sewer fund (whichever is applicable). Provide an amortization schedule on the existing indebtedness held on the system. This information will be used to evaluate the financial capacity of the system. The engineer will incorporate information from the owner's accountant and other known technical service providers.
 - i. Income. Provide information about all sources of income for the system including a proposed rate schedule. Project income realistically for existing and proposed new users separately, based on existing user billings, water treatment contracts, and other sources of income. In the absence of historic data or other reliable information, for budget purposes, base water use on 100 gallons per capita per day. The value of 100 GPCD shown in Section 6 is a general value and may not be appropriate for many

rural systems financed with WWD funds, so in the absence of reliable data, a value of 5000 gallons per EDU per month (approximately 67 GPCD or 167 GPD per EDU) should be used. Water use per residential connection may then be calculated based on the most recent U.S. Census, American Community Survey, or other data for the state or county of the average household size. When large agricultural or commercial users are projected, the Report should identify those users and include facts to substantiate such projections and evaluate the impact of such users on the economic viability of the project.

- ii. Annual O&M Costs. Provide an itemized list by expense category and project costs realistically. Provide projected costs for operating the system as improved. In the absence of other reliable data, based on actual costs of other existing facilities of similar size and complexity. Include facts in the Report to substantiate O&M cost estimates. Include personnel costs, administrative costs, water purchase or treatment costs, accounting and auditing fees, legal fees, interest, utilities, energy costs, insurance, annual repairs and maintenance, monitoring and testing, supplies, chemicals, residuals disposal, office supplies, printing, professional services, and miscellaneous as applicable. Any income from renewable energy generation which is sold back to the electric utility should also be included, if applicable. If applicable, note the operator grade needed.
- iii. Debt Repayments. Describe existing and proposed financing with the estimated amount of annual debt repayments from all sources. All estimates of funding should be based on loans, not grants. All annual debt repayments should take into consideration reasonable population trends over the life of the loan.
- iv. Reserves. Describe the existing and proposed loan obligation reserve requirements for the following:
 - Debt Service Reserve – For specific debt service reserve requirements consult with individual funding sources. If General Obligation bonds are proposed to be used as loan security, this section may be omitted, but this should be clearly stated if it is the case.
 - Short-Lived Asset Reserve – A table of short lived assets should be included for the system (See Table A for examples). The table should include the asset, the expected year of replacement, and the anticipated cost of each. Prepare a recommended annual reserve deposit to fund replacement of short-lived assets, such as pumps, paint, and small equipment. Short-lived assets include those items not covered under O&M, however, this does not include facilities such as a water tank or treatment facility replacement that are usually funded with long-term capital financing.
- g) Land. Provide evidence of land rights being procured such as easements, purchase options or other evidence for well sites or lagoon sites. When land application sites are part of the project they shall be purchased or leased. The lease or easement executed as an interest in real property, filled and indexed as such in the appropriate office of the registrar of deeds. The lease or easement shall be for the life of the loan.

7. CONCLUSIONS AND RECOMMENDATIONS

Provide any additional findings and recommendations that should be considered in development of the project. This may include recommendations for special studies, highlighting of the need for special coordination, a recommended plan of action to expedite project development, and any other necessary considerations.

A timetable with the following milestones shall be included:

- a) Securing land rights.
- b) Completion of test hole drilling and testing.
- c) Completion of environmental review process.
- d) Submission of loan/grant application(s) to appropriate agency(ies).
- e) Completion of final plans and specification.
- f) Start and completion of construction.

Table A: Example List of Short-Lived Asset Infrastructure

Estimated Repair, Rehab, Replacement Expenses by Item within up to 20 Years from Installation)	
Drinking Water Utilities	Wastewater Utilities
Source Related Pumps	Treatment Related Pump Pump Controls Pump Motors Chemical feed pumps Membrane Filters Fibers Field & Process Instrumentation Equipment UV lamps Centrifuges Aeration blowers Aeration diffusers and nozzles Trickling filters, RBCs, etc. Belt presses & driers Sludge Collecting and Dewatering Equipment Level Sensors Pressure Transducers Pump Controls Chemical Leak Detection Equipment Flow meters
Treatment Related Chemical feed pumps Valve Actuators Field & Process Instrumentation Equipment Granular filter media Air compressors & control units Pumps Pump Motors Pump Controls Water Level Sensors Pressure Transducers Sludge Collection & Dewatering UV Lamps Membranes Chemical Leak Detection Equipment Flow meters	Collection System Related Pumps

<p>Distribution System Related Storage reservoir painting/patching</p>	<p>Systemwide Related Service Trucks (in some cases) Computer</p>
---	--

ABBREVIATIONS

CDBG – Community Development Block Grant
 CFR – Code of Federal Regulations
 EDU – Equivalent Dwelling Unit
 EPA – Environmental Protection Agency
 GAO – Government Accountability Office
 GPCD – Gallons per Capita per Day
 HUD – Department of Housing and Urban Development
 NEPA – National Environmental Policy Act
 NPV – Net Present Value
 O&M – Operations and Maintenance
 OMB – Office of Management and Budget
 PER – Preliminary Engineering Report
 RD – Rural Development
 RUS – Rural Utilities Service
 SPPW – Single Payment Present Worth
 SRF – State Revolving Fund
 USDA – United States Department of Agriculture
 USPW – Uniform Series Present Worth
 WEP – Water and Environmental Programs
 WWD – Water and Waste Disposal