



2013

Nebraska State Revolving Fund

Clean Water & Drinking Water
Intended Use Plan
State Fiscal Year 2013



Nebraska Department
of Environmental Quality

Department of Health & Human Services

DHHS
NEBRASKA

Approved by the
Environmental Quality Council
On June 21, 2012

This page is left intentionally blank.

TABLE OF CONTENTS

FOREWORD	4
WATER WASTEWATER ADVISORY COMMITTEE	4
PUBLIC REVIEW, PARTICIPATION, AND COMMENTS	4
SECTION I - CLEAN WATER STATE REVOLVING FUND (CWSRF)	5
INTRODUCTION	5
HIGHLIGHTS AND WHAT'S NEW FOR FY2013	5
I. CWSRF SOURCES AND USES OF FUNDS	7
II. LONG-TERM AND SHORT-TERM GOAL STATEMENTS FOR THE CWSRF PROGRAM	8
A. LONG-TERM GOALS	8
B. SHORT-TERM GOALS	9
III. METHODS AND CRITERIA FOR DISTRIBUTION OF FUNDS	9
A. PROJECT PRIORITY LIST PREPARATION	9
B. IDENTIFY POTENTIAL SRF PROJECTS	10
C. DEVELOP CWSRF CAPITALIZATION GRANT PAYMENT SCHEDULE	10
D. BYPASS DATE & CHANGES TO FUNDING LIST	11
IV. ADDITIONAL INFORMATION REQUIREMENTS	12
A. ADMINISTRATIVE FEES	12
B. CWSRF MARKET LOAN RATE	12
C. TERMS	12
D. WATER QUALITY PLANNING	12
E. EMERGENCY LOAN ASSISTANCE	13
F. AMENDMENTS TO THE IUP	13
G. AUDIT AND REPORTS, EPA AND ENVIRONMENTAL REQUIREMENTS	13
V. CWSRF GRANTS	14
A. FACILITY PLANNING GRANT	14
B. SMALL TOWN GRANT	14
C. EMERGENCY GRANT	15
D. LOAN FORGIVENESS	15
E. GREEN PROJECT RESERVE	15
VI. LEVERAGED OR POOLED BOND ISSUES	15
VII. SOURCE WATER PROTECTION AREA AND WATER METER PROJECTS	16
CWSRF FUNDING LIST	17
CWSRF PLANNING LIST	20
CWSRF GREEN PROJECT RESERVE LIST	22

SECTION II - DRINKING WATER STATE REVOLVING FUND (DWSRF)	23
INTRODUCTION.....	23
HIGHLIGHTS AND WHAT'S NEW FOR FY2013.....	23
I. DWSRF SOURCES AND USES OF FUNDS	24
II. LONG-TERM AND SHORT-TERM GOAL STATEMENTS FOR THE DWSRF PROGRAM	26
A. LONG-TERM GOALS.....	26
B. SHORT-TERM GOALS	27
III. METHODS AND CRITERIA FOR DISTRIBUTION OF FUNDS	28
A. SET-ASIDE UTILIZATION.....	28
B. IDENTIFY PRIORITY PROJECTS.....	28
C. IDENTIFY HOW FUNDS WILL BE ALLOCATED	28
D. DEVELOP DWSRF PAYMENT SCHEDULE FOR STATE CAPITALIZATION GRANT	29
DWSRF CAPITALIZATION GRANT PAYMENT SCHEDULE	29
E. DEVELOP DISBURSEMENT (OUTLAY) SCHEDULE FOR DWSRF PROGRAM PROJECTS	29
F. BYPASS DATE & CHANGES TO PROJECT LIST	30
IV. ADDITIONAL INFORMATION REQUIREMENTS.....	31
A. ADMINISTRATIVE FEES	31
B. DWSRF MARKET LOAN RATES	31
C. TERMS.....	31
D. FINANCIAL STATUS OF DWSRF	32
E. EMERGENCY LOAN ASSISTANCE.....	32
F. AMENDMENTS TO THE IUP.....	32
G. AUDIT AND REPORTING, EPA AND ENVIRONMENTAL REQUIREMENTS	33
H. DISADVANTAGED COMMUNITY	33
V. DWSRF GRANTS AND EMERGENCY FUNDING	34
A. PWS SECURITY GRANTS	34
B. PLANNING GRANTS.....	34
C. SOURCE WATER PROTECTION IMPLEMENTATION GRANTS	35
DWSRF RANKED PROJECTS FUNDING LIST	36
DWSRF Comprehensive Green Project RESERVE LIST - BYPASS SYSTEMS	39
DWSRF Comprehensive Tank Rehabilitation / Repaint List	41
LAND ACQUISITION SOURCE WATER PROTECTION PROJECT PRIORITY LIST	43

APPENDICES

APPENDIX A1 - NEBRASKA'S PROJECT PRIORITY LIST AND PRIORITY RANKING SYSTEM	44
1. PROJECT BENEFIT.....	44
2. BENEFICIAL USE AND CLASSIFICATION OF RECEIVING WATERS.	45
3. WATER QUALITY OF RECEIVING WATERS.....	45
4. ENFORCEMENT ACTIONS.	46
5. READINESS TO PROCEED.....	46
6. POPULATION.	47
7. FINANCIAL IMPACTS	47
TIE BREAKER.....	47
APPENDIX A2 - DWSRF PRIORITY RANKING SYSTEM	48
APPENDIX B1 - CWSRF PROJECT PRIORITY LIST - ALPHABETICAL ORDER	54
APPENDIX B1-A - CWSRF LIST OF OTHER NEBRASKA COMMUNITIES.....	69
APPENDIX B2 -DWSRF PROJECT PRIORITY PLANNING LIST - ALPHABETICAL ORDER	76
APPENDIX C - CWSRF & DWSRF INTEREST RATE SYSTEM.....	96
APPENDIX D - SEWER USE FEES FOR COMMUNITIES WITH CWSRF LOANS	98
APPENDIX E - CWSRF SMALL TOWN MATCHING GRANT ALLOCATION DETERMINATION PROCEDURES	100
FIGURE E1 - SMALL TOWN MATCHING GRANT	101
FIGURE E2 - SMALL TOWN GRANT ELIGIBILITY COMPUTATION.....	101
APPENDIX F - CWSRF & DWSRF FORGIVENESS AND DWSRF FORGIVENESS ALLOCATION DETERMINATION PROCEDURES	102
FIGURE F1 - SRF FORGIVENESS BENEFIT	102
APPENDIX G - WATER WASTEWATER ADVISORY COMMITTEE.....	105
WATER/WASTEWATER COMMON PRE-APPLICATION PROCESS	106
FACILITY PLAN OR PRELIMINARY ENGINEERING REPORT GUIDE.....	109

FOREWORD

The Intended Use Plan (IUP) for the Clean Water State Revolving Fund (CWSRF) was developed through the resources of the Nebraska Department of Environmental Quality (NDEQ), and the IUP for the Drinking Water State Revolving Fund (DWSRF) was developed by NDEQ and the Nebraska Department of Health and Human Services, Division of Public Health (NDHHS-DPH). Statements of project need, cost projections, and timing of loan activities were developed based on NDEQ's experience with projects and procedures under the Clean Water State Revolving Loan Fund, and from needs information provided by NDHHS-DPH for the Drinking Water State Revolving Fund (DWSRF). In addition, NDEQ and NDHHS-DPH held preliminary discussions with potential SRF loan recipients for the purposes of projecting the State Fiscal Year (SFY) 2013 and future program activities and financial needs. The detailed project scope, timing and cost will be developed during individual loan agreement negotiations. This IUP will continue in effect from year to year until replaced by Environmental Quality Council approval action on the succeeding IUP.

Water Wastewater Advisory Committee

The NDEQ participates in the Water Wastewater Advisory Committee (WWAC) loan and grant pre-application screening process. WWAC participants include the NDHHS-DPH representing the DWSRF program, the U.S. Department of Agriculture-Rural Development for their water and wastewater grant and loan programs, the Nebraska Department of Economic Development (NDED) for the Community Development Block Grant (CDBG) program, and NDEQ for the CWSRF programs. Representatives from the staff of each agency meet monthly on an informal basis to discuss the progress of jointly funded projects and to identify the best options available for funding a new project. The WWAC reviews the project pre-application then advises the applicant which assistance provider(s) can best meet the project funding need. The common pre-application form and guidance are included in Appendix G. Project owners may also contact the individual agencies directly without going to the WWAC. It is important to note that the NDED relies on the ranking systems in this IUP as their initial step for determining the eligibility of a community for their grants.

Public Review, Participation, and Comments

The IUP and State Project Priority Lists are subject to public review and comment in accordance with federal statute 40 CFR Part 35. The Department held a public hearing for the IUP and state Priority Lists at the regularly scheduled Environmental Quality Council meeting on June 21, 2012, at North Platte, Nebraska to receive public input and Council approval. The draft IUP and Project Priority Lists were made available 30 days prior to the hearing. A summary of the Department's responses to public comment and any public hearing testimony shall be prepared and submitted to the EPA Region VII Administrator, along with the IUP and Priority Lists.

On March 22, 2012, the draft DWSRF SFY 2013 Priority Funding and Planning Lists and Land Acquisition and Source Water Protection Priority Lists were presented, along with the proposed DWSRF Priority Ranking System, at the Public Forum held by the NDHHS-DPH in Lincoln. The final drafts of the DWSRF ranking system and project lists were again presented to and approved by the Governor's Advisory Council on Public Water Supply on March 29, 2012.

SECTION I

CLEAN WATER STATE REVOLVING FUND (CWSRF)

INTRODUCTION

The CWSRF was created to provide low cost financing for construction of publicly owned wastewater treatment works and nonpoint source control systems. For more information on eligibility please refer to NDEQ's Title 131, *Rules and Regulations for the Wastewater Treatment Facilities and Drinking Water Construction Assistance Program*, Chapter 2, Eligible Use of Funds and Applicability of Federal Requirements.

Title VI of the federal Clean Water Act and Title 131, Chapter 3, NDEQ, require the State to propose an annual plan setting forth the manner in which the State intends to use the money available in the Clean Water State Revolving Fund (CWSRF). This document is the State of Nebraska's SFY 2013 CWSRF Intended Use Plan (IUP) covering the time period of July 1, 2012 through June 30, 2013. Title VI also requires that projects funded by the SRF must be listed on the State Project Priority List. A priority system and the State Project Priority List are prepared in accordance with Title II, Section 216 of the federal Clean Water Act. The Project Priority List and priority system are included with this IUP for approval action by the Environmental Quality Council (EQC). Potential CWSRF projects are selected from the State Project Priority List for funding by the CWSRF. This IUP is an integral part of the cycle of events carried out annually in administering the CWSRF program. The IUP serves as a basis for developing new capitalization grant payment schedules with the U.S. Environmental Protection Agency Region VII Administrator. In addition, the IUP serves as a basis for assessing the State's performance in administering the CWSRF program. This document can be compared to the SRF Annual Report for a complete picture of what was planned versus what was accomplished over the year. Assurances and certifications contained in the Operating Agreement established between the NDEQ and the U.S. Environmental Protection Agency (EPA) Region VII are incorporated in this IUP by reference.

HIGHLIGHTS AND WHAT'S NEW FOR FFY 2013

- The loan interest rate is set at 2.0% as of April 1, 2012 but may be adjusted if the market changes significantly. The interest rate charged during construction is up to 2%. For qualifying Green Project Reserve (GPR) projects, interest is set at 1.75%.
- Small Town Grants may be allocated up to \$850,000 for the SFY 2013 IUP. The maximum individual grant amount is \$250,000.
- Facility Planning Grants may be allocated up to \$100,000. The maximum Facility Planning Grant amount is \$20,000.
- NDEQ has identified 355 projects with a \$771 million need for SFY 2013 compared to 350 projects and a ~\$717 million need identified for the SFY 2012 IUP. The larger need is due the City of Omaha's request for several projects, including their Combined Sewer Overflow project.
- The final EPA communication on the FY2012 CWSRF Capitalization Grant indicates Nebraska will be receiving \$7,202,000.
- The 2012 Capitalization Grant from EPA has reduced the amount of subsidy / forgiveness allowed. This grant allows a maximum of \$600,392. In order to provide subsidies to more qualified disadvantaged communities with less funding, only communities with Median Household Incomes (MHI) less than 100% of the State MHI will be considered. Subsidies will be capped at \$100,000 and/ or a maximum of 50% of project cost, whichever is lower.
- The Bypass Date has been moved to October 1, 2012, to expedite those projects that are ready to proceed.
- Many communities are most interested in the "Funding List" – the list of proposed projects which are prioritized to receive funding under this IUP. Being on this or any other IUP community list does not guarantee a community either will or won't get funding; it just gives the priority assigned, given the particular conditions and information available when these lists were developed.

- The program is evaluating the need to switch to an updated loan tracking software. Up to 4% of the Capitalization Grant may be used to pay for that upgrade. This is in accordance with §81-15,151(1) Nebraska Revised Statutes and Title VI of the Federal Clean Water Act.
- The 2013 CWSRF Funding List can be found on page 17. The 2013 CWSRF Planning List can be found on page 20. The entire list of communities (alphabetical) with identified needs, known as the Project Priority List, can be found on page 54 (Appendix B1). Both the Planning and Funding Lists are subsets of the Project Priority List.

I. CWSRF SOURCES AND USES OF FUNDS

The CWSRF has been created from a series of EPA Capitalization Grants and a required 20% State match provided through State general fund appropriations, Nebraska Investment Finance Authority (NIFA) public offered bond issues or private placements, and administrative fees. Match funding for the FFY 2012 Capitalization Grant is planned for July 2012, and the match for the FFY 2013 Capitalization Grant is planned for the June 2013 time period. Sources and uses of funds for the program year discussed in this IUP are summarized in the following table.

CWSRF SOURCES AND USES OF FUNDS

April 1, 2012 Estimate

SOURCES OF FUNDS	
Cash and unexpended prior grants	74,209,595
EPA FFY 2012 Capitalization Grant ⁽¹⁾	7,202,000
NIFA/CWSRF Series 2012B Match Bonds	1,440,400
EPA FFY 2013 Capitalization Grant ⁽¹⁾	7,200,000
NIFA/CWSRF Series 2013B Match Bonds	1,440,000
June 15, 2012 Loan Repayments	4,900,000
SFY 2013 Loan Repayments	10,000,000
SFY 2014 Loan Repayments	9,000,000
2-Year Projected Interest on Fund Balance	3,000,000
TOTAL	\$111,189,995
USES OF FUNDS	
2012B Match Bond Payment	1,440,400
2013B Match Bond Payment	1,440,400
Program Administration	161,662
Current Loan Obligations	31,700,524
Green Project Reserve Funding List Loans	3,435,000
Funding List Loans	61,540,476
Planning List Loans	11,471,933
TOTAL	\$111,189,995

⁽¹⁾ The greater of 1% or \$100,000 was withheld from the State grant allocation and awarded separately for 604(b) water quality planning.

NDEQ intends to assist as many projects from the SFY 2013 Clean Water SRF Funding listing as possible. The CWSRF Funding List and Planning List are shown on pages 17 and 20, respectively; the Green Project Reserve Funding List is shown on page 22. Other Green Projects are included on the alphabetical listing in Appendix B1. Section III, Methods and Criteria for Distribution of Funds, contains additional discussion on the SRF project selection procedure.

II. LONG-TERM AND SHORT-TERM GOAL STATEMENTS FOR THE CWSRF PROGRAM

The federal Clean Water Act requires that the CWSRF fund balance be available in perpetuity to provide financial assistance to Nebraska municipalities for future pollution control needs. Nebraska's CWSRF program began in 1989 with an initial federal capitalization grant of \$4,773,100. Since that time, Nebraska has received 24 federal capitalization grants totaling \$174,122,366. Nebraska is required to provide a 20% match for the federal capitalization grants. This has been done with a combination of \$300,000 general funds provided by the Legislature the first year, \$655,000 the second year, and with the proceeds of 12 NIFA bond issues. These combined funds, along with project loan repayment funds and interest earnings, have been used to make 233 loans (including 19 already in FY2012) to hundreds of Nebraska communities across the state. As of April 30, 2012, the CWSRF fund has grown to a net asset level of ~\$373 million.

A. Long-Term Goals

1. Manage the Nebraska Clean Water State Revolving Fund (CWSRF) Program to fund projects which protect and improve the public health of the citizens of the state.
2. Protect and enhance Nebraska's water resources and the environment by providing affordable funding for eligible clean water projects.
3. Meet with municipalities, consultants, staff, other stakeholders, and the public every year to identify potential CWSRF projects and obtain their input regarding modifications or enhancements to the CWSRF program.
4. Explore with stakeholders ways the CWSRF Program can be used to encourage sustainable infrastructure, capacity development, and opportunities to use distributed wastewater treatment options, and encourage the incorporation of green infrastructure concepts and energy recovery, production, and conservation in CWSRF funded projects.
5. Encourage the federal government to continue annual CWSRF capitalization grants. Request annual EPA capitalization grants and provide state match in a timely manner.
6. Annually prioritize potential CWSRF projects in Nebraska according to the greatest chronic public health and environmental health concerns being addressed, and their readiness to proceed with construction and implementation. Allocate available CWSRF loan funds, grant funds, match and recycle funds to projects in a timely manner.
7. Pursue the development of a mechanism to evaluate and prioritize the most appropriate, affordable, and holistic, state, regional, and/or watershed-based solutions that address both point and nonpoint source water pollution problems.
8. Continue working with the U.S. Department of Agriculture-Rural Development, and the Department of Economic Development Community Development Block Grant programs to provide affordable financing for municipal pollution prevention and control projects.

B. Short -Term Goals

1. Strive for the identification, assessment of, and increased participation, by all potentially eligible CWSRF entities during the next development cycle.
2. Continue to evaluate the engineering feasibility and the financial assurance capacity of any potential CWSRF project seeking a construction permit.
3. Assist any potentially eligible CWSRF entities in correcting onsite wastewater system failures and onsite wastewater impacts to Waters of the State.
4. Identify projects that qualify for Green Project Reserve Funding.
5. Target available loan funds to high priority needs in order to encourage construction of the highest impact water quality and/or human health improvement projects.

III. METHODS AND CRITERIA FOR DISTRIBUTION OF FUNDS

Nebraska's proposed distribution of available funds is determined by use of the following steps:

1. Prepare the State Project Priority List in accordance with Title II Section 216 of the Clean Water Act (CWA);
2. Use the Project Priority List to identify the potential SRF projects for placement on the CWSRF Funding List and Planning List;
3. Develop the CWSRF Capitalization Grant Payment Schedule which will provide resources for making timely binding commitments to the projects selected for CWSRF assistance;
4. Provide for a process to add projects to the Funding List and to bypass projects on the Funding List; and
5. Fund projects by requesting funds from the EPA Capitalization Grant, and reimburse project expenses on a cash draw ratio of approximately a 5 to 1 federal to state match funds ratio. In 2011, the ratio was approximately 4 to 1 (federal to state match).

A. Project Priority List Preparation

The NDEQ CWSRF Program sends out an annual needs survey to municipalities and consulting engineers to identify projects eligible for funding under Title II Section 212 of the federal CWA and eligible nonpoint source pollution projects. Projects identified during the needs survey process are ranked in accordance with the priority ranking system and placed on the Project Priority List. Projects from last year's Project Priority List that continue to have a need, and projects identified internally by NDEQ staff, are also ranked and included on the Project Priority List. Priority ranking is completed in April. Projects submitted during the public notice period may be added to the Planning List in the IUP hearing by action of the EQC.

B. Identify Potential SRF Projects

Willingness of a community to participate in the SRF program and readiness to proceed are important considerations for funding; therefore, the funding order of the potential CWSRF projects is not identical to the ranking order of the Project Priority List. The potential CWSRF projects anticipated for funding in the FFY 2013 IUP are shown on the CWSRF Funding List. The Planning List includes potential CWSRF projects with lower priority or projects that may not be ready to proceed until later in the year.

The FFY 2010 and FFY 2011 federal funding required that a portion of the grant be used for additional subsidization and another portion be used for green infrastructure projects. The FFY 2012 federal funding required at least 5.5 to no more than 8.33 percent of the grant funds to be used for CWSRF subsidization, and no less than 10% of the grant funds to be used for green infrastructure projects. These requirements are further described in Section V.D and V.E in the event that additional subsidization or green infrastructure requirements are continued under the FFY 2013 federal funding. A separate Green Project Reserve Funding List shows projects that may qualify as green. The CWSRF Sources and Uses of Funds table identifies funding based on and anticipated in FFY 2013. The planning portion of these lists is sized to obligate anticipated FFY 2013 funding if provided before the next IUP cycle.

Allocation of funds among potential CWSRF projects is a three-step process:

1. Potential CWSRF project sponsors were identified and contacted to determine project timing and level of interest in SRF funding. Those communities expressing a serious interest in proceeding under the SFY 2013 program were contacted regarding specific project scope, project timing, and funding needs, then tentatively listed for funding;
2. The sources and uses for the program funds were identified. The available funds were allocated to potential SRF projects for the Funding List until full allocation was reached. Potential SRF projects that are not quite ready to proceed, or of lower priority, were placed on the Planning List. Similarly, for projects identified as green projects, they were placed on the Green Project Reserve Funding List until full allocation of the Green Project Reserve funds was reached. Additional lower priority ready-to-proceed projects were placed on the Green Project Reserve Planning List; and
3. The Intended Use Plan and the Project Priority List were submitted to, and approved by, the Environmental Quality Council in a public hearing process.

C. Develop CWSRF Capitalization Grant Payment Schedule

In order to prepare a Payment Schedule for receiving capitalization grant funds from EPA, projections were made of binding commitments (i.e. signed loan contracts). The information in the CWSRF IUP Funding List was used to determine the payment amounts. The following table shows the estimated EPA CWSRF Capitalization Grant Payment Schedule.

CWSRF CAPITALIZATION GRANT PAYMENT SCHEDULE

Program Funding Year	SFY 2013 1Q FFY 2012 4Q	SFY 2013 2Q FFY 20131Q	SFY 2013 S3Q FFY 2013 2Q	SFY 2013 4Q FFY 2013 3Q	SFY 2014 1Q FFY 2013 4Q	SFY 2014 2Q FFY 2014 1Q
EPA FFY 2012	\$7,202,000					
EPAFFY 2013					\$7,200,000	
State Match	\$1,440,400				\$1,440,000	

D. Bypass Date & Changes to Funding List

The CWSRF will use October 1 following the approval of the current IUP by the EQC as the Bypass Date to help obligate available funds. Projects on the CWSRF Funding List will have priority funding reserved until the Bypass Date. After the Bypass Date, NDEQ will provide financial assistance, subject to availability of funds, to the highest priority projects that are ready to proceed from the Funding List, the Planning List, or any entity identified in this IUP.

The interagency Water and Wastewater Advisory Committee reviews common pre-applications for water and wastewater infrastructure funding once a month. This committee discusses funding options for projects, providing grant and loan funds from various funding agencies such as the United States Department of Agriculture’s Rural Development program (USDA-RD) and the Nebraska Department of Economic Development’s (NDED) Community Development Block Grant program (CDBG), as well as NDEQ’s Clean Water State Revolving Loan Fund. The USDA and NDED provide funding to communities with the highest priorities, many of which are included on the CWSRF Funding List. The highest priority projects that are ready-to-proceed will be considered for transfer from the Planning List to the Funding List prior to the Bypass Date when funding commitments are made by these other agencies to projects on the Funding List, when a project on the Funding List indicates that they do not plan to proceed, or when additional funds become available for allocation to projects.

The Director may suspend the provisions of the IUP and prioritize available funds to meet critical public health and environmental needs resulting from a natural or manmade disaster requiring the activation of the State Emergency Operations Plan, or to meet the requirements of funds that are available to the program unexpectedly, as were the 2009 American Reinvestment and Recovery Act (ARRA) economic stimulus funds. This is authorized by Title 131.

Nebraska, like much of the United States, has wastewater infrastructure needs related to aging pipes, failing and inefficient treatment plants, and/or increased energy costs. Two-thirds of Nebraska’s communities are losing population while seeing the existing population increase in age, making them less capable of handling the expense of large wastewater treatment projects. New water quality discharge requirements, such as lower ammonia limits, will put even more pressure on Nebraska’s small systems to update or remodel their systems. Today, many of the wastewater projects being planned and built make use of newer technology which could reduce operation and maintenance costs and/or energy needs, especially for small systems. With these facts in mind, Appendix B1-a is included in the IUP; it lists all communities that may still have undocumented needs. Being included in this IUP and on this list does not mean the community will need, seek out, or receive funding from the CWSRF; but it does recognize the community’s possible future needs.

IV. ADDITIONAL INFORMATION REQUIREMENTS

A. Administrative Fees

An annual fee of **up to 1%** is charged against the outstanding principal on loans to meet the long term administrative costs of the CWSRF program. These fees are not included in the loan principal. The director may waive this fee during construction, except on projects that only receive interim financing during construction. Fees collected in addition to principal and interest, which are not deposited as loan repayments, are “income received by the grantee” or “program income.” For the FFY 2012 Capitalization Grant, it is estimated that administrative fees collected on capitalization loans will amount to approximately \$1,200,000.

Administrative fees can be used to accomplish the long-term and short-term goals of the CWSRF program and for other eligible water quality related purposes. The fee on a loan made from leveraged bond proceeds may be set to reflect the cost of issuing bonds and management of the leveraged loan portfolio. Fees will be assessed on a semi-annual basis and billed when invoices for principal and interest are mailed.

B. CWSRF Market Loan Rate

The CWSRF market loan rate determination procedure is described in the CWSRF program regulations (Title 131 – Rules and Regulations for the Wastewater Treatment Facility and Drinking Water Construction Assistance Program) and is based on the cost of obtaining money for the Fund and on public finance market rates. The CWSRF market rate will be set at **2.0%** for the SFY 2013 IUP unless there is a significant change in the bond interest rates available through the public finance market. The market rate for GPR projects will be **1.75%**. The Director may adjust the market rate of interest in response to changing public finance market conditions. The actual interest rate charged on each loan will be determined under the procedures described in Appendix C.

C. Terms

Repayment of loans will generally be based on a level payment amortization schedule with full amortization in 20 years. Loan recipients may request stepped payments or terms of less than 20 years. Loan recipients may make payments early and in excess of their payment schedule. Principal and interest schedules will be adjusted accordingly.

D. Water Quality Planning

Section 604(b) of the Clean Water Act provides for \$100,000 or 1% of the CWSRF allotment, whichever is greater, to be used to carry out water quality management planning under Sections 205(j) and 303(e) of the Clean Water Act. Section 604(b) funds are provided through a grant application process separate from the CWSRF capitalization grant process. The Clean Water Act Amendments of 1987 amend Section 205(j)(3) and direct the State to consider allocating up to 40% of the allotment to regional public comprehensive planning organizations and appropriate interstate organizations unless the Governor, with approval of the EPA Regional Administrator, agrees that less than 40% should be allocated.

The Nebraska Department of Environmental Quality has notified appropriate organizations of the pass-through provision. The Department did not receive any applications from appropriate organizations for water quality. The 205(j) (1) funds will be used for water quality planning on a state wide basis. The Governor has submitted a proposal to the EPA Region VII Administrator for allocation of these resources.

E. Emergency Loan Assistance

The Department will consider applications for emergency loan assistance in the case of catastrophic failure of existing facilities, causing a public health or environmental threat in accordance with Title 131, Chapter 3, Section 004.01, (NDEQ, 2011). The NDEQ may provide funding for emergency projects at any time, subject to availability of funds and aside from the adopted Funding List.

F. Amendments to the IUP

NDEQ may make revisions to the IUP without additional public participation when/if:

- Revisions are determined to be minor; or
- Revisions are in line with the bypass provisions; or
- An emergency assistance need is realized; or
- Unanticipated additional funds become available for loans and grants.

Any changes such as these may be reported in the Annual Report to EPA.

G. Audits and Reporting, EPA and Environmental Requirements

All potential CWSRF funded projects receiving loans from funds directly made available by capitalization grants and identified as Clean Water Section 212 projects must comply with the federal "cross-cutting" provisions (federal laws and authorities that apply by their own terms in federal financial assistance programs). These potential CWSRF projects are also required to undergo a State Environmental Review Process, and are required to comply with the Civil Rights Act of 1994 and related anti-discrimination laws. The Environmental Review Process culminates in the issuance of a Finding of No Significant Impact (FNSI) or a Categorical Exclusion (CatEx) for each potential CWSRF project prior to closing on loan contract documents. The FNSI and CatEx serve as the SRF commitment to fund a project; however, the funding commitment expires one year after the document is issued unless a longer time frame is identified in the FNSI or CatEx. Additionally, the FNSI or CatEx expire five years after the date of issuance, in accordance with the Nebraska Environmental Protection Act (NEPA).

The FFY 2010 appropriation required that SRF loans made during the time frame of October 31, 2009 through September 30, 2010, contain provisions that all laborers and mechanics working for contractors and sub-contractors be paid at the prevailing wage rates, commonly referred to as Davis-Bacon wage determinations. This Davis-Bacon requirement was extended by the Continuing Resolutions funding mechanism passed by Congress. It was a continued requirement for funding the federal government programs for FFY 2012, and could continue for FFY 2013. EPA's Appropriations bill requires the application of Davis-Bacon prevailing wage rates to all projects funded in whole or in part by the CWSRF. Davis-Bacon applies to construction contracts over \$2,000 and their subcontractors (regardless of subcontract amount). To ensure compliance with these requirements, NDEQ will confirm that the correct wage determinations are being included in the bid specifications and/or construction contracts. NDEQ will also provide assistance recipients with the specific EPA Davis-Bacon contract language that is to be included in bid specifications and/or contracts, and forms for the recipient to document compliance with the Davis-Bacon provisions based upon a review of weekly payrolls.

A continuing EPA requirement to address Environmental Results under EPA Assistance Agreements will require the reporting of environmental results for the CWSRF program. These will include (1) a one page Benefits Assessment in each project file; and (2) provide a summary or copy of this information in the Annual Report.

Sub-recipient monitoring requirements associated with receipt of more than \$500,000 in federal funds from any source during the fiscal year may be assigned to several projects where an equivalent amount of the capitalization grant is disbursed. The following have been targeted for the receipt of

federal funds and therefore, potential sub-recipient monitoring: Crawford, South Sioux City, Plattsmouth, Lexington, Benkelman, Madrid, Tilden, Amherst, Lincoln, and others.

On CWSRF projects receiving federal capitalization grant funds, NDEQ anticipates matching the federal draw downs with state matching payments on a five to one ratio from state match funds for each outlay as it occurs, unless there is a need to accelerate the disbursement of state match funds.

Nebraska's CWSRF is committed to transparency and accountability. To that end, program information noted in Intended Use Plans, Annual Reports and other program materials are available upon request. Additionally the IUP is available through NDEQ's website (<http://deq.ne.gov/>). Project milestones and information are reported to EPA through the Project Cost and Benefits Reporting database (CBR / PBR). Further, an independent audit of the program is conducted annually by the State's Auditor of Public Accounts office. Finally, all projects with estimated costs of \$25,000 or greater that receive Federal Funds are subject to the Federal Funding Accountability and Transparency Act (FFATA). Beginning with the FFY 2011 Capitalization Grant, FFATA ensures that the public can access information on all recipients through <https://www.usaspending.gov>.

V. CWSRF GRANTS

A. Facility Planning Grant

The Department is reserving a minimum of \$100,000 from the Administration Cash Fund and from unexpended historical Facility Planning Grant allocation for facility planning grants and other financial assistance under this section during SFY 2013. Additional funds may be provided dependent on availability of funds and demand for planning assistance.

Facility planning grants are provided through the CWSRF program. Facility planning grants may be provided to municipalities with populations of 10,000 or fewer inhabitants which demonstrate serious financial hardship. Municipalities with wastewater treatment facility project needs identified on the Project Priority List that have not received a planning grant in the previous five years and qualify for a grant under the Small Town Grants priority system are eligible for a facility planning grant. Facility planning grants may be provided for up to 90% of the eligible facility plan project cost. The Department will limit the maximum amount of planning grant funds to \$20,000 per project. After July 1, the Department will inform all municipalities eligible for facility planning grants about deadlines for submittal of planning grant applications and provide them with the opportunity to request a facility planning grant application package. The Small Town Matching Grant priority system described in Appendix E will be used to prioritize facility planning grant applications.

The Department may also provide financial assistance for projects to investigate low-cost options for achieving compliance with the Clean Water Act, to encourage wastewater reuse and conducting other studies for the purpose of enhancing the ability of communities to meet the requirements of the Clean Water Act. The Department is not providing any funds for this activity during SFY 2013; however, municipalities may submit proposals to the Department for funding consideration under a future IUP.

B. Small Town Grant

Small town matching grants are made concurrent with loans to qualifying communities of 10,000 population or fewer, subject to availability of funds. The Department may reserve up to \$850,000 from the Administration Cash Fund for the Small Town Matching Grant program in SFY 2013. The Department will limit the maximum amount of small town grants to \$250,000 per project. Projects are prioritized based on type of project and financial hardship. The Small Town Matching Grant program allocation procedure is further described in Appendix E. A portion of the funds reserved for small town grants may

be used for Facility Planning grants provided under paragraph A above if planning demand is high and small town grant money is available.

C. Emergency Grant

The Department has authority to provide Emergency Grant funding from the Administration Cash Fund. Emergency Grant funding will be administered in accordance with Title 131, Chapter 3, Section 005, and Chapter 9 (NDEQ, 2011). Such grants shall not be used for routine repair or maintenance of facilities, and may be combined with a loan. To date, no Emergency Grants have been awarded.

D. Loan Forgiveness

The same procedure used for loan forgiveness provided by the FFY 2011 Capitalization Grant will be followed for the FFY 2012 Capitalization Grant and the procedure described in Appendix F. The State may choose to provide additional subsidization in the form of loan forgiveness up to a maximum of \$100,000 per project. The Department will reserve at least \$400,261 (5.5% of the Capitalization Grant) for forgiveness, but up to \$600,392 (8.3%) can be used for additional subsidization. The Department's power and authority to distribute the additional subsidization is an existing authority under the State Environmental Protection Act §81-1504(4) and the Wastewater Treatment Facilities Construction Assistance Act §81-15,150. Together these statutes, allow the Department to accept and expend federal grants for projects described in these references.

The CWSRF may provide additional subsidization in the form of loan forgiveness to qualifying disadvantaged communities that meet the affordability criteria described in Appendix F, and have populations equal to or fewer than 10,000 people, up to a ceiling of \$100,000 per project, dependent on availability of funding from federal capitalization grants and the total amount of funds the Department decides to allocate for forgiveness. With Forgiveness, the loan recipient will not be required to repay that portion of the principal as loan forgiveness under the terms and conditions of the loan contract. At the time of the loan closing, all current Intended Use Plan conditions are in effect and past IUP conditions are not available to the loan recipient.

E. Green Project Reserve (GPR)

EPA has required or encouraged states to fund "green" projects. Typically, green infrastructure projects include water or energy savings or efficiency measures, storm water management considered green, or other innovative concepts to save water or energy. Green infrastructure projects for possible funding include the following: Arapahoe, Gresham, DuBois, and Bassett land application and slip lining projects. Should the above mentioned projects (also described in the Green Project Reserve Funding List, found on page 22) fail to proceed or qualify as green infrastructure; the Department will make a continued effort to solicit additional qualifying projects. Every effort will be made to fund the required 10% reserve amount during this IUP cycle. GPR loans will be funded at 1.75%, to help encourage qualifying projects.

VI. LEVERAGED OR POOLED BOND ISSUES

Many communities are anticipating large capital expenditures associated with combined sewer separation, storm sewer, interceptor sewer, wastewater treatment plant upgrades, and nonpoint source control projects in FFY 2013 and beyond. Many of these projects are listed in the Intended Use Plan. In order to have the ability to meet the anticipated needs, the Department proposes to have the ability to borrow funds through NIFA bond issues by leveraging the existing Clean Water State Revolving Loan Fund. The CWSRF fund has about \$232 million in net assets, and has a \$7 million annual revenue stream capable of supporting or securing leveraged bond issues, in addition to repaying the required 20%

match bonds issued by NIFA. The Department is required to obtain EQC authorization prior to NIFA issuance of any leveraged bonds.

Leveraged bonds may be issued for any municipality or group of municipalities with eligible needs that meet program requirements but are otherwise unable to obtain CWSRF loans due to availability of funds or their position on the priority list. Each leveraged bond issue will be designed as a self-supporting issue. The loan or loans made out of the proceeds from a leveraged bond issue will be designed to support that issue. The revenue from all of the other loans in the program may be used as a credit enhancement or supplemental pledge to improve the bond rating and lower interest rates on the leveraged bonds.

The interest rate charged to communities included in the leveraged pool will be based on the interest rate of the leveraged bonds. Also, the cost of issuance, as well as the cost of administration, will be considered in assessing administrative fees on these loans.

VII. SOURCE WATER PROTECTION AREA and WATER METER PROJECTS

Projects associated with Source Water Protection areas are eligible for funding under nonpoint source eligibilities in the Clean Water State Revolving Loan Program and may be on the CWSRF priority list. In addition, a list of projects for Source Water Protection areas, which may be funded through the Source Water Protection set-aside under the Drinking Water State Revolving Loan Program, is provided in Section II. Source Water Protection area projects which are listed in Section II need not be listed on the CWSRF priority list to be eligible for funding. The CWSRF will consider funding Source Water protection area projects from DWSRF Section II after the CWSRF Bypass Date, and subject to availability of funding.

The DWSRF program in the past has funded water meter projects out of the DWSRF Green Project Reserve. Green Project Reserve is no longer required under the DWSRF 2012 capitalization grant. Water meters are also an eligible item under the CWSRF, and several have been funded, incidental to larger CWSRF funded projects. The CWSRF program will consider funding water meter projects at the request of NDHHS-DPH from CWSRF Green Project Reserve funds after the CWSRF Bypass Date, October 1, 2012, dependent on the availability of funds. Forgiveness funding for those water meter projects, if available, will be offered under the same conditions provided by the DWSRF, which is set at a 20% forgiveness ceiling level.

2013 CLEAN WATER STATE REVOLVING FUND – FUNDING LIST

PRIORITY POINTS	FACILITY	PROJ #C31	NPDES NUMBER	CATEGORY / DESCRIPTION	TOTAL COST	ESTIMATED SRF LOAN
132	Crawford	7039	NE0039799	2/WWTF	3,100,000	3,100,000
120	Plattsmouth	7834	NE0021121	5/CSO-Phase 2	2,640,000	2,636,090
112	Benkelman	7603	NE0112887	2/New WWT & 3A/Sewer Rehab & 7/Nonpoint Source	2,730,000	2,730,000
110	Madrid	7574	NE0040037	1/WWT Upgrade & 4A/Sewer Extension	950,000	950,000
107	South Sioux City	7835		2/New WWTF	13,000,000	13,000,000
105	Brownville	7843		1/New WWTP, 4B/LS & 3A/Manhole Rehab	1,500,000	1,500,000
104	Lexington	7676	NE0042668	1/WWTP; SCADD upgrade; Pump station No. 1 upgrade	5,275,000	5,275,000
102	Superior	7818	NE0023809	1/Repair WWTP & 3A/Sewer Slipline & 7/NPS	1,800,000	1,800,000
100	Bruning	7761	NE0045071	1/Lagoon Upgrade	600,000	600,000
95	Brainard	7519	NE0042366	1/Lagoon & 4B/Lift Station	1,300,000	1,300,000
90	Lancaster Co. SID #5 (Cheney)	7404	NE0129551	2/Lagoon Expansion, Land Application	350,000	350,000
88	Hebron		NE0024252	1/Mech screening improvements at the main lift station	540,000	540,000
87	Lincoln	7866	NE0036820	1/Theresa Street Treatment Plant Improvements	8,000,000	8,000,000
86	Gosper Co. SID #1 (Johnson Lake)			2A/Lagoon Upgrade	675,000	675,000
85	Broadwater	7274	NE0021717	1/Lagoon Upgrade & 3B/Sewer Replacement	665,000	665,000
82	Tilden	7376	NE0027910	1/WWT Upgrade & 3A/Sewer Replacement	2,550,000	2,550,000
81	McCool Junction	7525	NE0121932	2/Lagoon Upgrade, Land App & 3B/Sewer Rehab	315,000	315,000

Nebraska State Revolving Fund | 2013

PRIORITY POINTS	FACILITY	PROJ #C31	NPDES NUMBER	CATEGORY / DESCRIPTION	TOTAL COST	ESTIMATED SRF LOAN
78	McCook	7739	NE0021504	1/WTP Sludge Lagoons	790,000	790,000
75	Amherst	7239	NE0112992	2/Lagoon Exp & 4B/Force Main, LS, Water Meters	1,370,000	1,370,000
75	Lewiston	7572	NE0026051	1/Lagoon Upgrade	572,286	572,286
74	Grand Island	7867	NE0043702	4B/Regional Interceptor to I-80	3,500,000	3,500,000
74	Wisner	7426	NE0023957	3A/Sewer Rehab (Inflow Minimization)	300,000	300,000
68	Stromsburg	7683	NE0024325	2/Lagoon Aeration & 3B/Sewer Rehab & 4B/FM	1,215,000	1,215,000
65	Raymond	7545	NE0046281	1/New WWT	750,000	750,000
61	Marquette	7613	NE0046213	4B/New Lift Station	100,000	100,000
61	Maxwell	7832	NE0039845	1/Seal Lagoon	145,000	145,000
58	G & PC Mormon Isl SRA			4B/New Interceptor Sewers	500,000	500,000
58	Kearney	7865		4A & 4B/Sanitary Sewer Improvements	3,000,000	3,000,000
50	Dodge	7564	NE0042064	2/UV Disinfection & WWT Repairs	904,600	904,600
44	Hickman		NE0046183	2/UV Disinfection	500,000	500,000
50	Ulysses	7600	NE0024368	1/Lagoon Upgrade & Land Application & 3A/Sewer Rehab & 4B/LS	595,000	595,000
44	Wakefield	7222	NE0049018	4B/Lift Station Replacement	302,500	302,500
39	Hartington	7471	NE0049115	7/Nonpoint Source & 1/WWT Panel & 3/B Sewer Rehab	400,000	400,000
TOTAL FUNDING					\$61,544,386	\$61,540,476
LEGEND						
			Category 1	Secondary Treatment		
			Category 2	Advanced Treatment		
			Category 3A	Infiltration/Inflow Correction		

Nebraska State Revolving Fund | 2013

			Category 3B	Sewer Replacement		
			Category 4A	New Collector Sewers		
			Category 4B	New Interceptor Sewers		
			Category 5	Combined Sewer Overflows		
			Category 6	Storm Water		
			Category 7	Nonpoint Source		
			SSO	Sanitary Sewer Overflow Need Identified		

Nebraska State Revolving Fund | 2013

2013 CLEAN WATER STATE REVOLVING FUND – PLANNING LIST⁽¹⁾

PRIORITY POINTS	FACILITY	PROJ #C31	NPDES NUMBER	CATEGORY / DESCRIPTION	TOTAL COST	ESTIMATED SRF LOAN
97	Omaha	7735	NE0133680	3B & 5/Sanitary Sewer Improvements	362,603,000	10,000,000
65	South Bend	7088		4A/New Collection System & LS	780,000	782,000
55	Jansen	7786	NE0045233	1/Lagoon Improvements & 3A/Sewer Rehab	1,500,000	1,500,000
55	Meadow Grove	7428	NE0030741	2/WWT Rehab & 3B/Sewer Replacement	500,000	500,000
55	Shubert	7633	NE0021725	2/New WWT & 3A/Sewer Rehab	620,000	620,000
52	Peru	7650	NE0112232	1/Lagoon Upgrade & 4B/LS & Outfall FM	1,000,000	1,000,000
52	Polk	7621		4B/LS Rehab	75,000	75,000
50	Allen	7838	NE0031241	1/CR Lagoon	1,720,000	1,720,000
50	Linwood	7554		1/Lagoon & 4A/Collection System	400,000	400,000
50	Mead	7854	NE0024309	1/Rehab existing WWTF	2,290,000	2,290,000
48	Doniphan	7439	NE0114952	2/Lagoon Expansion or Water Meters; 3A Manhole Replacement; 4B/LS	1,225,000	1,225,000
47	Ainsworth	7382		3B/Sewer Replacement & 4B/LS	1,809,000	1,809,000
				TOTAL PLANNING	\$374,522,000	\$21,921,000
			LEGEND			
			Category 1	Secondary Treatment		
			Category 2	Advanced Treatment		
			Category 3A	Infiltration/Inflow Correction		
			Category 3B	Sewer Replacement		

(1) Planning List includes projects which are ready to proceed. The totals shown here exceed the amount of funds available.

Nebraska State Revolving Fund | 2013

			Category 4A	New Collector Sewers		
			Category 4B	New Interceptor Sewers		
			Category 5	Combined Sewer Overflows		
			Category 6	Storm Water		
			Category 7	Nonpoint Source		
			SSO	Sanitary Sewer Overflow Need Identified		

Nebraska State Revolving Fund | 2013

2013 CWSRF - GREEN PROJECT RESERVE (GPR) LIST

PRIORITY POINTS	FACILITY	PROJ #C31	NPDES NUMBER	CATEGORY / DESCRIPTION	TOTAL COST	ESTIMATED SRF LOAN
73	Arapahoe	7276	NE0021521	2/Land App, 4B/LS, 3/A Sewer Rehab & 4A/Sewer Ext	1,025,000	1,025,000
70	Gresham	7045	NE0027359	2/Lagoon Expansion or Land App & 4B/LS & 7/NPS	560,000	560,000
55	DuBois	7847	NE0121452	2/Lagoon, Land App., & 3B/Sewer Rehab	1,000,000	1,000,000
50	Bassett		NE0112666	2/UV Disinfection & 3A/ Slip lining	850,000	850,000
				TOTAL GREEN	\$3,435,000	\$3,435,000
			LEGEND			
			Category 1	Secondary Treatment		
			Category 2	Advanced Treatment		
			Category 3A	Infiltration/Inflow Correction		
			Category 3B	Sewer Replacement		
			Category 4A	New Collector Sewers		
			Category 4B	New Interceptor Sewers		
			Category 5	Combined Sewer Overflows		
			Category 6	Storm Water		
			Category 7	Nonpoint Source		
			SSO	Sanitary Sewer Overflow Need Identified		

SECTION II

DRINKING WATER STATE REVOLVING FUND (DWSRF)

INTRODUCTION

The DWSRF was created to provide low cost financing for construction of publicly or privately owned public water systems. For more information on eligibility, please refer to NDEQ's Title 131, Chapter 2, Eligible Use of Funds and Applicability of Federal Requirements.

Section 1452 of the Safe Drinking Water Act (SDWA) and Title 131, Chapter 3, NDEQ, require the state to prepare an annual plan setting forth the manner in which the State intends to use the monies available in the DWSRF. This is Nebraska's SFY 2013 Intended Use Plan (IUP) covering the time period of July 1, 2012 through June 30, 2013. This IUP is an integral part of the cycle of events carried out annually in administering the SRF programs. The IUP serves as a basis for developing grant payment schedules with the U.S. Environmental Protection Agency Region VII Administrator prior to awarding new capitalization grants to the State. In addition, the IUP serves as a basis for assessing the State's performance in administering the SRF programs. This document can be compared to the Annual Report to EPA for a complete picture of what was planned versus what was accomplished over the year. This IUP includes the DWSRF Priority Ranking System and Project Priority Lists provided by the Nebraska Department of Health and Human Services, Division of Public Health (NDHHS-DPH) in Appendix A2 and B2 respectively, the Interest Rate System in Appendix C and Disadvantaged Community loan forgiveness information in Appendix F. Assurances and certifications contained in the Operating Agreement established between the NDEQ, the NDHHS-DPH and the U.S. Environmental Protection Agency, Region VII, are incorporated in this IUP by reference.

HIGHLIGHTS AND WHAT'S NEW FOR SFY 2013

- The plan for SFY2013 is to blend existing and recycled funds with the FFY 2012 capitalization grant to provide loan forgiveness to the majority of projects in accordance with the disadvantaged community program described in Appendix F. The forgiveness amounts will have a cap of 20% for all eligible project costs on projects that address public health needs. Further, up to 35% forgiveness may be provided for projects that remedy an Administrative Order (A.O.) issued by NDHHS-DPH.
- ARRA projects where collaboration with USDA-RD programs is still on-going will still be given preference in SFY 2013.
- The program interest rate 2% as of April 1, 2012, which represents a 0.5% decrease from last year to remain below current market rates.
- NDHHS-DPH has identified 313 projects with a \$577 million need this year compared to 301 projects and a \$427 million need identified in the SFY 2012 IUP. The increase is attributed to a major water treatment rehabilitation project planned for the State's largest public water system.
- The financial evaluation criteria for project evaluations were done using the 2010 Census population results and median household income data from the 2006 through 2010 American Community Survey five year estimates published by the U.S. Census Bureau.
- The program is evaluating the need to switch to an updated loan tracking software as described in the following section under DWSRF Administration Expense (4%) set-aside.

I. DWSRF SOURCES AND USES OF FUNDS

The DWSRF is being created from a series of EPA capitalization grants, a required 20% state match from State general fund appropriations, the program’s Administration Cash Fund and Nebraska Investment Finance Authority (NIFA) public offered bond issues. The FFY 2011 Capitalization Grant was cash matched, and the FFY 2012 Capitalization Grant cash match will be made in two installments after July 1, 2012 and January 1, 2013. The FFY 2013 Capitalization Grant will also be cash matched using Administrative Fee funds in a manner similar to the 2012 grant. Sources and uses of funding in the program years discussed in this IUP are summarized below. There are also some funds remaining in set-asides from prior year grants. (See Section IV.D.)

DWSRF SOURCES AND USES OF FUNDS

April 1, 2012 Estimate

SOURCES OF FUNDS	
Cash and unexpended prior grants	41,699,008
EPA FFY 2012 Capitalization Grant	8,975,000
State 2012 Cash Match	1,795,000
EPA FFY 2013 Capitalization Grant	8,311,000
State 2013 Cash Match	1,662,200
June 15, 2012 Loan Repayments	3,711,550
SFY 2013 Loan Repayments	8,051,857
SFY 2014 Loan Repayments	6,630,937
2-Year Projected Interest on Fund Balance	2,300,000
TOTAL	\$83,136,552
USES OF FUNDS	
Small System Technical Assistance 2012	179,500
Small System Technical Assistance 2013	166,220
Source Water Protection 2012	400,000
Source Water Protection 2013	700,000
Public Water System Program Admin 2012	897,500
Public Water System Program Admin 2013	831,100
Current Loan Obligations	34,509,089
Funding List Loans	40,424,579
SFY 2012 Planning List Loans	5,028,564
TOTAL	\$83,136,552

Nebraska State Revolving Fund | 2013

Section 1452 of the SDWA authorizes states to set-aside funds to implement provisions of the SDWA. Discussion on the planned utilization of these set-asides follows.

The DWSRF Administration Expense (4%) set-aside may be used for DWSRF program administration. These activities may include program costs for both NDEQ and NDHHS-DPH for day-to-day program management activities, and other costs associated with debt issuance, financial management, consulting, and support services necessary to provide a complete program. In addition, technical assistance to public water systems can be funded from this set-aside. Administrative costs will be paid out of the program's Administration Cash Fund for this year. This set-aside will be banked for potential future use from subsequent capitalization grants.

The program is evaluating the need to switch to an updated loan tracking software. Funds from the 4% set-aside may be used to pay for that upgrade.

The Small System Technical Assistance (2%) set-aside may be used to provide technical, financial and managerial assistance to Public Water Systems serving 10,000 or fewer persons. This will be accomplished through contracts with organizations with expertise in dealing with small systems and will be coordinated by the NDHHS-DPH. For this set-aside, the DWSRF plans to allocate the full 2% funding amounts from the FFY 2012 and 2013 grants. Further, it is planned that Nebraska's 2% Team will develop initiatives from guidance issued in EPA's Drinking Water Infrastructure Sustainability Policy, through the DWSRF's SFY 2013 and DHHS-DPH's Capacity Development Stakeholders meetings for implementation in the SFY 2014 program.

Under the Local Assistance & Other State Programs (15%) set-aside, NDEQ and NDHHS-DPH will allocate \$200,000 from FFY 2012 funds for Capacity Development and Source Water Protection program administration. The program proposes to allocate \$200,000 from FFY 2012 funds for planning grant and source water protection activities, described in detail in subsequent sections. Dependent upon the grant conditions, it is planned that \$700,000 from the FFY 2013 funds and from unexpended historical allocations of this set-aside will be used for similar activities.

The State may use up to a total of 10 percent of a capitalization grant for the Public Water Supply Program (PWSP) Administration set-aside, but must provide a one-to-one state match as required by Section 1452(g)(2). NDHHS-DPH uses a combination of the following to meet the match requirement for the 10 percent set-aside:

- A credit from the general funds provided for the match of FFY 1993 PWSP grant;
- A credit from the additional general funds provided by the State for the PWSP grant in FFY 1993 (i.e. overmatch);
- Current year general funds allocated to the PWSP, not used for match to the PWSP grant;
- Cash contributions in the form of income from fees received to perform analyses at the State laboratory for PWSs, for review of plans, and for operator certifications; and,
- Expenditures that may be made by the State for source water protection activities that could be eligible as an in-kind services credit.

These sources for match and the final totals of the general funds and cash contributions will be documented in the Annual Report submission. All sources for match will be in place prior to the use of funds from this set-aside. The PWSP will use \$897,500 from the 10% set-aside from the FFY 2012 grant, and \$831,100 from the 2013 grant.

The DWSRF intends to provide a minimum of \$1,975,000 in loan forgiveness funding from the FFY 2012 grant, and blend it with leftover forgiveness assistance from past grants to provide just over \$4.6M in forgiveness assistance during the SFY. Forgiveness funds will be targeted primarily to the highest ranked eligible projects on the Priority Funding Lists, those that address public health needs or are needed to meet the minimum Green Project Reserve requirements from past or future grants. The

SFY 2013 program will rely on the existing disadvantaged community forgiveness criteria described in Appendix F, except for continuing the policy change to the 20% forgiveness ceiling level will be in effect for allocating the remainder of the FFY 2009 thru FFY 2012 grant forgiveness funding, and now an up to a 35% forgiveness cap for projects that remedy NDHHS-DPH issued Administrative Order (A.O.).

Exceptions to the 20% amount, up to a 50% level, may be allowed where funding of projects are a collaborative effort between the DWSRF and USDA-RD programs, and where ARRA funding from either program is being or has been obligated to the project. This policy is a continuation of policy implemented during the DWSRF-ARRA program in accordance with guidance provided by the EPA. This may also be allowed for DWSRF ARRA sub-recipients, where it has been determined by NDHHS-DPH that the ARRA funded project in part resulted in the need for another project.

Finally, forgiveness funding as part of a sponsorship program may be offered to all DWSRF funded projects that include a new water supply well(s) phase or rely on innovative planning to avoid a water treatment alternative. For any well project funded by the DWSRF, an electrical resistivity log must be obtained to provide any helpful information in locating the well screen. The electrical resistivity logging will be reimbursed with forgiveness funds to a maximum of 50% of the cost, if the community is receiving forgiveness funding for other parts of the project. In addition, if a community is pursuing a treatment alternative with DWSRF funding, they may submit a plan prepared by a professional engineer based upon innovative techniques that could help the community avoid implementing the treatment alternative as a means of returning to compliance. The plan will require approval from DHHS-DPH, but at the discretion of the DHHS-DPH, may be eligible for reimbursement through forgiveness funding up to an overall 50% level, should it be determined the plan is acceptable to DHHS-DPH.

Additional loan forgiveness in an amount not to exceed 65% of the revenue from administrative fees collected in the prior fiscal year may be provided in SFY 2013 from the Administration Cash Fund, if the proposed forgiveness allocations from the Capitalization Grants are not sufficient, or if at the discretion of NDHHS-DPH, a State source of forgiveness funding is required for a project. In such cases, the additional forgiveness will also be counted as part of the required 20% match of the Capitalization Grant. All levels of forgiveness will be reported in the Finding of No Significant Impact Statement or Categorical Exclusion, whichever is issued for a project, before the loan agreement is signed.

II. LONG-TERM AND SHORT-TERM GOAL STATEMENTS FOR THE DWSRF PROGRAM

The overall goal is to assist Public Water Systems (PWSs) in protecting the health and welfare of Nebraskans by helping to assure safe, adequate, and reliable drinking water through the provisions of the Nebraska Safe Drinking Water Act administered by NDHHS-DPH.

A. Long-Term Goals

1. Management intends to administer the DWSRF fund so its revolving nature is assured in perpetuity in order to provide a source of continuing financial assistance to PWSs for future drinking water needs. It is our intent to request EPA capitalization grants and obtain state match in a timely manner, and to allocate match and recycle funds to projects in a timely manner.
2. To survey systems for drinking water infrastructure needs in order for NDHHS-DPH to maintain a database for making program decisions, and to evaluate user charges on a regular basis.
3. To protect the public health by maximizing funding towards high priority projects.

4. To promote cost-effective water projects which consider several alternatives and include a cost-effectiveness analysis comparing the appropriateness of the alternatives.
5. To ensure that facilities are physically separated to the greatest extent possible from water or land areas which contain high levels of materials which are harmful to humans.
6. To maintain a program that will consider the long-term viability of PWSs.
7. To provide loan assistance at the lowest reasonable interest rates.
8. To coordinate with the U.S. Department of Agriculture-Rural Development and the Nebraska Department of Economic Development-Community Development Block Grant programs to provide affordable financing for public drinking water needs.
9. To progress toward incorporating source water protection best management practices into public water supply operations.

B. Short -Term Goals

1. Continue to attract customers to the program with low interest rates.
2. To commit available loan funds to as many of the highest priority projects as possible.
3. Insuring the fund's purchasing power in perpetuity requires balancing the need for fund growth at the rate of inflation experienced in the construction industry versus the desire to provide loans at low interest rates. The fund and loan interest rates and cost of borrowing the state match will be examined annually to evaluate the fund net growth and determine the reasonableness of loan interest rates. Management practices will be reviewed and modified annually to assist in achieving the growth goals.
4. To assist systems which need to upgrade or construct new drinking water projects to attain and/or maintain compliance with the provisions of the Nebraska Safe Drinking Water Act and the regulations adopted there under.
5. To assist systems in meeting required drinking water quality standards. This includes giving priority to systems with compliance deadlines established by the NDHHS-DPH.
6. To work with systems in need of technical, financial and managerial assistance.
7. To address critical public health needs identified by the Public Water Supply Program (PWSP) administered by NDHHS-DPH.
8. To provide at least 15% of the DWSRF capitalization funds for loans to small systems with populations less than 10,000.
9. To continue revisions of source water delineations and complete the transition from source water assessments to protection activities, utilizing the source water protection set-aside for granted projects.

III. METHODS AND CRITERIA FOR DISTRIBUTION OF FUNDS

Nebraska's proposed distribution of available funds was determined by use of the following steps:

- (A) State identified set-aside amounts as authorized by the SDWA;
- (B) NDHHS-DPH identified and ranked projects in accordance with the Priority Ranking System (Appendix A2);
- (C) Funding Lists were prepared by NDHHS-DPH in accordance with established readiness to proceed criteria; and
- (D) NDEQ developed a DWSRF capitalization grant payment schedule to provide resources for making timely binding commitments to the projects selected for DWSRF assistance.

Set-aside Utilization

The State intends to utilize the authorized set-asides as described in the Section I DWSRF Sources and Uses of Funds, page 25 narrative description.

B. Identify Priority Projects

The Priority Ranking System was used to prioritize and establish the funding order for DWSRF projects, in conjunction with Readiness to Proceed Criteria developed and adopted by NDHHS-DPH (Appendix A2). Through the annual DWSRF stakeholder process, the intent of the Readiness to Proceed criteria is to identify those projects most likely to receive funding during the fiscal year based upon the information provided by the PWSs (or their engineers). Those projects are shown on the SFY 2013 DWSRF Project Priority Funding Lists, including the separate Water Efficiency Priority Funding List necessary to meet the FFY 2011 and, if ever necessary, FFY 2013 Green Project Reserve (GPR) grant requirements.

Included for this year is planning list ranking water tank rehabilitation or repaint projects, only needed in case leftover ARRA funds become available post-construction of all previously funded ARRA projects. Forgiveness assistance up to 50% of project costs may be offered based upon the program's established disadvantaged criteria, if leftover ARRA funds become available. Projects on the priority lists were identified by submission of the NDHHS-DPH Drinking Water Needs Survey forms which indicate projects and estimated costs, and the PWS' intention to be placed in the SFY 2013 DWSRF IUP for a financing option. All Water Efficiency Priority Funding List projects are categorically eligible for the GPR, as they are water meter projects for PWSs that do not presently have water meters or replacement water meter projects where the PWSs upgrade to Automatic Reading Systems (AMR) and/or leak detection. The Planning and Land Acquisition Lists were prepared in accordance with the established ranking system.

C. Identify How Funds Will Be Allocated

The DWSRF Project Priority Funding Lists presents those projects anticipated for funding in the SFY 2013 IUP cycle. Allocation of funds among eligible projects was a multiple step process.

Nebraska State Revolving Fund | 2013

1. NDHHS-DPH initiated the annual Public Water Supply State Fiscal Year Drinking Water Needs Survey to identify PWSs expressing interest in the DWSRF program and those who wished to be placed in the SFY 2013 DWSRF IUP.
2. The DWSRF Sources and Uses of Funds identifies levels of funding. The funding allocation was checked to ensure that at least 15% of the funds were allocated to small systems serving fewer than 10,000 persons.
3. Both the Priority Ranking System and Project Priority Funding and Planning Lists developed by NDHHS-DPH were presented for comment at a Public Forum on March 22, 2012.
4. The system and lists were presented for discussion and approval at the Governor's appointed Advisory Council on Public Water Supply on March 29, 2012.
5. The Final Priority Ranking System and Project Priority Funding and Planning lists were submitted to and approved by the Chief Medical Officer, NDHHS-DPH.
6. The IUP was submitted to and approved by the Environmental Quality Council for a final public hearing process.

D. Develop DWSRF Payment Schedule for State Capitalization Grant

In order to prepare a Payment Schedule for receiving Capitalization Grant funds, projections were made of binding commitments (e.g., signed loan contract). The information in the funding lists (source and amount of funding) was used to determine the DWSRF Payment Schedule shown below.

DWSRF CAPITALIZATION GRANT PAYMENT SCHEDULE

Program Funding Cap Grant Year	SFY 2013 1Q	SFY 2013 2Q	SFY 2013 3Q	SFY 2013 4Q	SFY 2014 1Q	SFY 2014 2Q	SFY 2014 3Q
	FFY 2012 4Q	FFY 2013 1Q	FFY 2013 2Q	FFY 2013 3Q	FFY 2013 4Q	FFY 2014 1Q	FFY 2014 2Q
FFY 2012	\$4,000,000		\$4,975,000				
FFY 2013					\$4,561,000		\$3,750,000
Match	\$800,000		\$995,000		\$912,200		\$750,000

Note: Match will be deposited into the Fund before the State receives capitalization grant payment from EPA.

E. Develop Disbursement (Outlay) Schedule for DWSRF Program Projects

EPA uses this schedule along with the schedules from the other states' programs to project their own cash flow needs. The actual binding commitment (a signed loan contract) will include an anticipated outlay schedule. Schedules from all projects are cumulated to project the DWSRF's total cash flow needs. The DWSRF anticipates matching the federal draw downs with state matching payments at greater than a 5/6 vs. 1/6 ratio from state matching DWSRF funds for each outlay as it occurs, to take into account the set-aside use that occurs without state match payment.

F. Bypass Date & Changes to Project Lists

Projects that receive 85 or more priority points are assigned high priority status on the Project Priority Planning List. Funds available in SFY 2013 are not sufficient to fund all of the high and low priority status projects listed on the Project Priority Planning List presented in Appendix B2. The NDHHS-DPH will follow the protocol described below to assure that high priority status projects are given initial bypass priority. SFY 2013 Funding List projects will have funds reserved until the initial Bypass Date of October 1, 2012. Any high priority status project can be funded during the remainder of the SFY, if funds remain. The second Bypass Date is January 1, 2013. Following that date any low priority status project can be funded prior to June 30, 2013, if funds remain. Following each Bypass Date, NDEQ will provide loan assistance for those projects ready to proceed in priority order down the Project Priority Planning List, until all remaining available project funds have been obligated. Amendments to existing loans can be closed at any time under the original loan agreement terms (except interest rate), unless upgrading to the SFY 2013 program criteria provides a better financing alternative.

For the projects on the Water Efficiency and Tank Repaint Planning Lists there will not be a Bypass Date, but a Bypass Process. Once a community is offered funding, at their next board or council meeting, a statement of interest must be made to reserve the DWSRF funding slot. At the subsequent board or council meeting the community must finalize an application for DWSRF funding and if necessary, schedule a Public Hearing for a new project. Should a community miss the listed milestones, the funding will be offered to the next community on the Comprehensive (Bypass) Lists.

The Interagency Water and Wastewater Advisory Committee reviews common pre-applications for water and wastewater infrastructure funding once a month. This committee assesses the suitability of providing grant and loan funds from various funding agencies, such as the United States Department of Agriculture's Rural Development program (USDA-RD) and the Nebraska Department of Economic Development's (NDED) Community Development Block Grant program (CDBG), as well as the DWSRF. The USDA-RD and NDED typically provide funding to those already included on the Priority Funding Lists. In ranked order down the funding lists, those projects ready to proceed will be transferred from the Funding to the Planning Lists prior to the Bypass Dates, if funding commitments are made by these other agencies to funding list projects, or when a funding list project indicates that they do not plan to proceed, or if additional funds become available for allocation to projects.

Projects that are moving forward but will not be able to close a loan prior to the end of the current SFY will be considered to have obligated funds if a public hearing or meeting has been held and/or a Finding of No Significant Impact (FNSI) has been issued or a Categorical Exclusion (CatEx) has been signed and issued by the NDEQ Director. These actions shall be considered to constitute a binding commitment with the community for a DWSRF loan. The binding commitment will expire at the end of SFY 2014. PWSs with binding commitments issued in SFY 2012 will be able to close loans prior to the October 1st or January 1st bypass dates, but only under the terms noted in the SFY 2012 IUP (except interest rate) unless the SFY 2013 funding list or bypass criteria provide better financing alternatives before those dates. The PWS may request an extension of one year for the binding commitment if unforeseen circumstances occur and prevent the PWS from closing the loan.

To meet critical public health needs resulting from a natural or manmade disaster which may or may not activate the State Emergency Operations Plan, the Chief Medical Officer of NDHHS-DPH may request the Director of NDEQ to bypass the order of priority projects listed in the IUP, and to prioritize any remaining available funds for eligible drinking water projects.

Land Acquisition, Source Water Protection Area and Water Meter Projects listed on the SFY 2013 IUP may be funded in accordance with the Source Water Protection Area and Water Meter Projects, Part

VII of Section I, CWSRF. Land Acquisition, Source Water Protection Area and Water Meter projects may be funded after the CWSRF Bypass Date, subject to availability of CWSRF funding. In addition, dechlorination projects listed under the CWSRF ranking list may be funded as DWSRF low-priority projects after the January 1, 2013 bypass date, should funds remain available.

High priority status projects will be carried forward for up to three years in the IUP if the criteria resulting in the system's priority ranking remains in effect. All remaining Low Priority status projects will be carried forward for up to three years in the IUP, if the system has a Preliminary Engineering Report on file with the NDHHS-DPH. Projects that have been carried forward for three years must resubmit the annual Public Water Supply Needs Survey form in order to be re-ranked to maintain their priority status. All PWSs were offered the choice of not to be included on the SFY2013 IUP, if the system selected that option on the needs survey form.

IV. ADDITIONAL INFORMATION REQUIREMENTS

A. Administrative Fees

Nebraska will continue to use the DWSRF Administration Cash Fund to cover administrative program costs this fiscal year, but bank the authority to use the 4% set-aside from the FFY 2012 and FFY 2013 Capitalization Grants in future years, if needed. To meet the long term administrative needs of the program, an annual fee of **up to 1%** is charged against the outstanding principal on loans. These fees are not included in the loan principal. Fees collected in addition to principal and interest that are not deposited as loan repayments are "income received by the grantee" or "program income." For the FY2012 Capitalization Grant, it is estimated that administrative fees collected on Capitalization Grant loans that is considered to be program income will amount to approximately \$311,000.

This fee is figured on a semiannual basis and billed when loan principal and interest payments are due. The fee will be applied to all loans in accordance with Title 131, Chapter 8, and the loan agreement. The fee is deposited into an account separate from the DWSRF accounts and is used for administrative costs. It is planned that revenue from fees will be used in part to provide the Capitalization Grant match for the FFY 2012 and 2013 Capitalization Grants. Further, the Administration Cash Fund may be used for loan forgiveness or planning grants.

B. DWSRF Market Loan Rates

The DWSRF market loan rate determination procedure is described in the SRF program regulations (Title 131), and is based on the cost of borrowing money for the DWSRF and on public finance market rates. The SRF market rate will be set at 2% for the SFY 2013 IUP unless there is a significant change in the bond interest rates available through the public finance market. The Director may adjust the rate of interest in response to changing public finance market conditions. The actual interest rate charged on each loan will be determined under the procedures described in Appendix C.

C. Terms

Repayment of loans will generally be based on a level payment amortization schedule with full amortization of a typical loan in 20 years. Several opportunities for changing the loan terms are provided under provisions in Appendix C.

D. Financial Status of DWSRF

Estimate as of April 1, 2012

Since 1997, the EPA provided the State fourteen federal capitalization grants totaling \$131,341,726 and an ARRA grant for \$19,500,000. The State, in turn, provided \$26,344,467 from cash, general funds and bond proceeds to meet the 20% match requirements. On April 1, 2012, the DWSRF has \$98,992,413 in outstanding loans and \$34,066,628 in loan and forgiveness obligations and \$442,461 in ARRA loan and forgiveness obligations.

Administrative expenses of the DWSRF program are paid out of fees charged on loans. Loan fees are deposited in the DWSRF Administration Cash Fund. The program collected \$906,567 fees in SFY 2011, and incurred \$425,295 in expenses for program administration. The DWSRF Administration Cash Fund balance is \$1,438,395. It is anticipated that the program will call up to four outstanding bonds (2000A, 2004A, 2007A through 2008A) issued previously for program match. The Debt Service Reserve made available from the calling of the bond issues, supplemented with additional cash from the Administration Cash Fund will be used as cash match for the upcoming FFY 2012 and 2013 grants. The match will be deposited into the Fund before the State receives Capitalization Grant payments from the EPA. Administrative Cash Fee collection in SFY 2013 should increase to about \$1,021,438, and program administration expenses could increase to above \$500,000.

Capitalization grants from federal appropriations provided prior to FFY 2008 are entirely expended. The 2%, 10%, and 15% set-asides from future grants will be used as described in Section II, I. DWSRF Sources and Uses of Funds. Set-aside balances from the FFY 2008 Capitalization Grant and later are as shown in the following table.

CAPITALIZATION GRANT	2% SET-ASIDE	10% SET-ASIDE	15% SET-ASIDE	LOANS	BALANCE
2008	0	0	\$8,956	0	\$8,956
2009	0	0	\$412,048	\$419,085	\$831,133
ARRA	0	0	0	\$442,461	\$442,461
2010	\$95,720	0	\$151,034	\$7,592,057	\$7,838,811
2011	\$188,360	\$376,633	\$657,709	\$9,585,896	\$10,808,598

E. Emergency Loan Assistance

Applications for emergency loan assistance in the case of catastrophic failure of the PWS or unforeseen threats of contamination to the source water supply will be considered by the Department in accordance with Title 131, Ch. 3.004.02, (NDEQ, 2011). NDEQ may provide funding for emergency projects at any time, subject to availability of funds and project approval by NDHHS-DPH, and notwithstanding the adopted Funding Lists. It must be documented that the emergency jeopardizes the PWS' ability to provide an adequate supply of safe drinking water on a continuous basis. Approval of the project to resolve the emergency must be obtained from NDHHS-DPH.

F. Amendments to the IUP

Revisions to the IUP determined to be minor revisions or in line with the bypass provisions or the emergency assistance provision will be made by NDEQ in consultation with NDHHS-DPH without notification to the public, and will be reported to EPA in the Annual Report.

G. Audit and Reporting, EPA and Environmental Requirements

Nebraska's DWSRF is committed to transparency and accountability. To that end, program information noted in Intended Use Plans, Annual Reports and other program materials are available upon request, or for the IUP, through NDEQ's website (<http://deq.ne.gov/>). Project milestones and information are reported to EPA through the Project & Benefits Reporting database. Further, an independent audit of the program is conducted annually by the State's Auditor of Public Accounts office. Finally, all projects with estimated costs of \$25,000 or greater that receive Federal Funds are subject to reporting under the Federal Funding Accountability and Transparency Act (FFATA). Beginning with the FFY 2011 Capitalization Grant, FFATA ensures that the public can access information on all recipients through <https://www.usaspending.gov>.

It is the program's intent to assist as many projects from the SFY 2013 Funding Lists (Appendix B2) as possible with the loan and forgiveness funds. Fifteen percent (15%) of total funds available shall also meet the requirements for small system priority as established in the Federal statute and discussed in the NDHHS-DPH's Priority Ranking System (Appendix A2).

Sub-recipient monitoring requirements associated with receipt of more than \$500,000 in Federal funds from all sources during the fiscal year may be assigned to projects where an equivalent amount of the Capitalization Grant is disbursed. For the current IUP cycle the communities of Leigh, Lindsay, McCook, North Loup, Ogallala, Ravenna, and Shelton will be targeted for receipt of these funds.

EPA's Appropriations bill requires the application of Davis-Bacon prevailing wage rates to all projects funded in whole or in part by the DWSRF. Davis-Bacon applies to construction contracts over \$2,000 and their subcontractors (regardless of subcontract amount). To ensure compliance with these requirements, NDEQ will confirm that the correct wage determinations are being included in the bid specifications and/or construction contracts. NDEQ will also provide assistance recipients with the specific EPA Davis-Bacon contract language that is to be included in bid specifications and/or contracts, and forms for the recipient to document compliance with the Davis-Bacon provisions based upon a review of weekly payrolls.

All DWSRF projects with funds directly made available by Capitalization Grants must comply with the Federal "cross-cutting" authorities, which are Federal laws and authorities that apply by their own terms in Federal financial assistance programs. These same projects are also required to undergo a State Environmental Review Process, and are required to comply with the Civil Rights Act of 1964 and related anti-discrimination laws.

H. Disadvantaged Community

Additional assistance for Disadvantaged Communities through loan forgiveness will utilize the Affordability (Disadvantaged) Criteria provided in Appendix F. Additional assistance of loan terms up to 30 years will be available to communities which have a Median Household Income (MHI) less than or equal to 120% of the State MHI, using the 2006-2010 American Community Survey (ACS) data set published by the U.S. Census Bureau.

Forgiveness funds will be targeted to the highest priority eligible projects on the Priority Funding Lists until all designated funds are obligated. The SFY 2013 program will rely on the existing disadvantaged community forgiveness criteria, except that a policy change to a 20% forgiveness ceiling amount will remain in effect for allocating the remainder of the FFY 2010 and FFY 2011 and all of the FFY 2012 funds. An increase to a 35% cap may be allowed for projects that will remedy NDHHS-DPH A.O.s.

Exceptions to the 20% forgiveness amount, up to a 50% level, may be allowed where funding of projects are a collaborative effort between the DWSRF and USDA-RD programs, and where ARRA

funding from either program is being or has been obligated to the project. This policy is a continuation of policy implemented during the DWSRF-ARRA program in accordance with guidance provided by the EPA. This may also be allowed for DWSRF-ARRA sub-recipients, where it has been determined by NDHHS-DPH that the ARRA funded project in part resulted in the need for another project.

V. DWSRF GRANTS

The following sections apply for the set-aside funding authorized under the past Capitalization Grants, except as specifically noted for the planned FFY 2012 set-asides, and should the FFY 2013 Capitalization Grant become available during SFY 2013.

A. PWS Security Grants

NDHHS-DPH PWS Security Grants activity may be funded with \$275,000 from the Drinking Water 15% Set-aside during SFY 2013. The intent of this grant is to provide funds to public water systems (PWS) serving a population of 10,000 or fewer to improve the security of public water supplies. Eligible PWS must:

- A. Be a PWS serving a population of 10,000 or fewer;
- B. Have a Public Water System Emergency Response Plan that has been approved by NDHHS-DPH;
- C. Have attended a workshop regarding potential biological, chemical and terrorism threats that affect PWS;
- D. Provide a 10% match to improve the protection of PWSs.

The maximum amount of the grant is \$5,000. The PWS Security Grant may include, but is not limited to, installing entry/intrusion alarm systems, hardened locks, fencing, lighting, etc. The grants will be funded on a first come first serve basis. NDHHS-DPH may send a letter to all eligible PWSs on or shortly after July 1, 2012, advising the PWSs of the availability of the grants and the application process. The work plan submitted to EPA for the Capitalization Grant for the PWS Security Grant activity may include some costs for program administration.

B. Planning Grants

Planning Grant activity will be funded with \$100,000 from the Drinking Water 15% Set-aside for SFY 2013. Planning Grants may be available upon evidence that the eligible PWS has entered into a contract with a professional engineer to develop a preliminary engineering report (PER). Planning Grants are intended to provide financial assistance to PWSs for PERs for projects seeking funding through the Water Wastewater Advisory Committee (WWAC) common pre-application process. The WWAC Common Pre-application is provided in Appendix F. Planning grants for a PER and other associated eligible costs may be awarded until funds allotted for the fiscal year are obligated. Any award of such a grant to a PWS shall contain a requirement that the PER be submitted to NDHHS-DPH for review and approval. Planning grants shall be awarded to PWSs based upon the following criteria:

- A. The PWS has received an Administrative Order or other enforcement action through the NDHHS-DPH;
- B. The PWS is a single well system due to the loss of a production well(s) to avoid an Administrative Order or other enforcement action through the NDHHS-DPH;
- C. The PWS is a multiple well system and has lost two or more production wells to avoid an Administrative Order or other enforcement action through the NDHHS-DPH.

The system's assigned priority points will be used for ranking within each of the listed categories. Where two or more projects may receive the same total number of priority points, ties shall be broken when adequate funding for the planning grants is not available. The tie breaking criteria within each of the four categories will be based on the PWS's MHI, with the lowest MHI ranked highest. Funds under this program will be provided for PWS and Regional PWS Planning Grants.

To qualify for a Planning Grant, a PWS must meet the following criteria:

- A. The project must be listed on the DWSRF IUP Priority Planning List;
- B. The population served by the PWS must be 10,000 or fewer; and
- C. The PWS must be operated by a political subdivision.

The grant will be up to 90 percent of the PER and other eligible costs, and will require 10 percent matching funds from the PWS; however, such grant is not to exceed a maximum of \$15,000 in federal funds.

Regional Planning Grants will be provided where a Regional PWS, either existing or proposed, will have a project that will address present or prevent future violations of health-based drinking water standards and the regional PWS will not be privately owned. The proposed Regional PWS will have their project on the Priority Planning List or will supply water to a PWS that has a Priority Planning List project to qualify for funding. To be eligible for a Regional Planning Grant, the initial scope of a Regional PWS must be to provide a supply of potable water to a minimum of three community PWSs. Regional Planning Grants will be up to 80 percent of the cost of the PER, or other eligible costs, and will require 20 percent matching funds from the PWS; however, such grant is not to exceed a maximum of \$25,000 in federal funds. If applicable, Regional Planning Grants will be ranked based on the ranking of the PWSs that will be supplied water by the regional system.

The work plan submitted to EPA for the Capitalization Grant for Planning Grant activities may include some costs for program administration.

C. Source Water Protection Grants Program

A Source Water Protection Grants program may be funded at a level of \$100,000 from the Drinking Water 15% Set-aside in SFY 2013. Source Water Protection Grants are available for proactive projects geared toward protecting Nebraska's drinking water supplies and will address drinking water quality, quantity, security and/or education.

Eligible applicants are political subdivisions that operate a PWS serving a population of 10,000 or fewer. The Request for Proposal (RFP) for these grants is issued in the spring of each year. Previous grantees and other eligible applicants are sent notices and the RFP can be viewed online at <http://deq.ne.gov/>

Eligible projects will provide long-term benefits to drinking water quality, quantity, education of the public using the water, and/or security of the water system. Grants cannot be used to purchase land or for the sole purpose of developing a Source Water or Wellhead Protection Plan.

DWSRF RANKED PROJECTS PRIORITY FUNDING LIST

PROJECT RANK	PRIORITY POINTS	PUBLIC WATER SYSTEM	PWS NUMBER	2010 POP.	PROJECT DESCRIPTION	ESTIMATED PROJECT COST	LOAN FORGIVENESS %	FORGIVENESS \$ AMOUNT
1	FNSI	SHELTON, VILLAGE OF	NE3101910	1059	New Well due to Arsenic, Mains & Meters (GPR)	\$870,435	20.00%	\$174,087
2	FNSI	LEIGH, VILLAGE OF	NE3103705	405	Replace Well w/ Casing Failure, Repaint Tank & Replace Mains	\$700,000	20.00%	\$140,000
3	FNSI	RAVENNA, CITY OF	NE3101911	1360	Replace Tower, Well, Mains & Meters (GPR)	\$3,160,000	20.00%	\$632,000
4	FNSI	ST HELENA VILLAGE OF	NE3120175	96	Replace Tank & Meters	\$285,000	16.64%	\$46,592
5	FNSI	MCCOOK, CITY OF	NE3114504	7698	Replace Transmission & Distribution Mains	\$1,221,500	20.00%	\$244,300
6	185	NORTH LOUP, VILLAGE OF	NE3117502	297	Treatment to address Arsenic A.O., Replace Tower & Mains	\$2,020,000	35.00%	\$707,000
7	170	LINDSAY, VILLAGE OF	NE3114104	255	Replace Wells due to Nitrate A.O. w/ Transmission Mains	\$510,000	30.46%	\$155,346
8	165	DAVEY, VILLAGE OF	NE3110911	154	Replace Well due to Nitrates, Repaint Tank, Replace & Loop Mains	\$1,056,030	0.00%	\$0
9	165	DENTON, VILLAGE OF - SFY 2012	NE3110913	190	New Wells or Treatment due to Radium A.O.	\$835,000	23.97%	\$200,150
10	165	HAIGLER, VILLAGE OF	NE3105702	158	POU Treatment to address Arsenic Exemption, Reline Well, Replace Mains & Repaint Tank	\$530,000	14.36%	\$76,108
11	160	BAYARD, CITY OF - SFY 2012	NE3112302	1209	Replace Meters (GPR)	\$200,000	35.00%	\$70,000
12	160	CLATONIA, VILLAGE OF	NE3106707	231	Replace Well(s) due to Gross Alpha, Replace Tower & Mains	\$1,900,000	20.00%	\$380,000
13	160	GREEN ACRES MOBILE HOME COURT - SFY 2012	NE3105306	200	Treatment to address Nitrate A.O.	\$51,000	0.00%	\$0
14	160	SCRIBNER, CITY OF	NE3105302	857	Replace WTP & Wells (in part due to Arsenic) w/ Transmission & Loop Mains	\$3,415,000	20.00%	\$683,000
15	155	WOOD LAKE, VILLAGE OF	NE3103105	63	Repair Water Tower due to Coliform	\$85,000	20.00%	\$17,000
16	150	MEAD, VILLAGE OF	NE3115509	569	New Well(s) or Treatment to address Arsenic, Replace Water Tower, Mains & Meters	\$3,541,800	0.00%	\$0
17	145	BEE, VILLAGE OF	NE3115910	191	Corrosion Control to Permit Blending for Nitrates, Replace Mains/Meters & Repaint Tank	\$309,139	20.00%	\$61,828
18	135	COLERIDGE, VILLAGE OF	NE3102706	473	New Well w/ Transmission Main to supply RWD due to Nitrates	\$425,000	20.00%	\$85,000
19	135	OGALLALA, CITY OF	NE3110102	4737	Replace Well due to Nitrates, Tank Modification, Replace Meters & Replace/Loop Mains	\$2,195,195	20.00%	\$439,039
20	135	SUPERIOR, CITY OF - SFY 2012	NE3112904	1957	New Wellfield due to Nitrates, Rehab Chlorination Building & Replace Mains	\$550,000	20.00%	\$110,000
21	130	BRUNSWICK, VILLAGE OF	NE3100309	138	Replace Well due to Arsenic& Main Improvements	\$261,000	20.00%	\$52,200
Subtotal						\$24,121,099		\$4,273,649

DWSRF 2013 IUP Funding List

PROJECT RANK	PRIORITY POINTS	PUBLIC WATER SYSTEM	PWS NUMBER	2010 POP.	PROJECT DESCRIPTION	ESTIMATED PROJECT COST	LOAN FORGIVENESS %	FORGIVENESS \$ AMOUNT
LOAN ONLY FUNDING LIST - FORGIVENESS ELIGIBILITY TO BE DETERMINED BASED ON PENDING FFY 2013 PROGRAM APPROPRIATION								
22	100	COUNTRY ACRES SUBDIVISION	NE3120354	50	Backup Well	\$85,000	TBD	TBD
23	100	KILGORE, VILLAGE OF - SFY 2012	NE3103104	77	Backup Well & Meters	\$251,200	TBD	TBD
24	100	MULLEN, VILLAGE OF	NE3109101	509	New Tower, Replace & Loop Mains, Rehab Wells	\$2,160,000	TBD	TBD
25	70	DWIGHT, VILLAGE OF	NE3102303	204	Replace Well, Rehab Tower & Replace Meters (GPR)	\$733,125	TBD	TBD
26	70	PONCA, CITY OF	NE3105106	961	Rehab Well, Replace Tower & Mains	\$1,322,000	TBD	TBD
27	60	FALLS CITY, CITY OF	NE3114705	4325	Replace & Upgrade Wells, Rehab WTP, Repaint Tower & Replace Mains	\$1,200,000	TBD	TBD
28	60	PLATTSMOUTH, CITY OF	NE3102501	6502	Rehab & Replace Wells, Replace Mains & Rehab WTP	\$8,657,000	TBD	TBD
Total Estimated Costs						\$38,529,424		\$4,273,649

Notes:

- List subject to change per pending federal fiscal year 2013 program appropriation. All listed projects per SFY 2013 Priority Ranking System.
- SFY 2012 – Project carried over from State Fiscal Year 2012 Intended Use Plan.
- PWS – Public Water System
- RWD – Rural Water District
- A.O. - Administrative Order
- FNSI – Finding of No Significant Impact
- WTP – Water Treatment Plant
- GPR – Green Project Reserve eligible
- CatEx – Categorical Exclusion

**DWSRF RANKED GREEN PROJECT RESERVE
WATER EFFICIENCY - PRIORITY FUNDING LIST**

PROJECT RANK	PRIORITY RANKING	PUBLIC WATER SYSTEM	PWS NUMBER	2010 POP.	PROJECT DESCRIPTION	ESTIMATED PROJECT COST	LOAN FORGIVENESS %	FORGIVENESS AMOUNT
1	FNSI	SHELTON, VILLAGE OF	NE3101910	1059	Install New Water Meters	\$929,565	20.00%	\$185,913
2	CatEx	LOUP CITY, CITY OF	NE3116303	1029	Replace Existing Water Meters	\$206,400	20.00%	\$41,280
3	CatEx	AURORA, CITY OF	NE3108101	4479	Replace Existing Water Meters	\$325,000	20.00%	\$65,000
4	CatEx	HOLDREGE, CITY OF	NE3113705	5495	Replace Existing Water Meters	\$294,190	20.00%	\$58,838
LOAN ONLY FUNDING LIST - FORGIVENESS ELIGIBILITY TO BE DETERMINED BASED ON PENDING FFY 2013 PROGRAM APPROPRIATION						\$1,755,155	SUB TOTALS	\$351,031
5	CatEx	NEMAHA CO. RWD #2	NE3112707	1289	Replace Existing Water Meters	\$140,000	TBD	TBD
Subtotals						\$1,895,155		\$351,031

Notes for the Funding List above and Bypass GPR List below:

- List subject to change per pending Federal Fiscal year 2013 program appropriation.
- Projects are either for systems without water meters, installing new water meters for the first time, or replacing existing water meters with meters that upgrade to automatic reading systems and/or leak detection.
- SFY 2012 – Project carried over from State Fiscal Year 2012 Intended Use Plan.
- PWS – Public Water System
- HP – High Priority
- LP – Low Priority
- FNSI – Finding of No Significant Impact
- TBD – To Be Determined
- CatEx – Categorical Exclusion

DWSRF 2013 IUP Comprehensive Green Project Reserve List - Bypass Systems

**DWSRF COMPREHENSIVE GREEN PROJECT RESERVE LIST
- BYPASS SYSTEMS -
ELIGIBLE, IN ORDER, OF PUBLIC WATER SYSTEMS LISTED ABOVE PASS ON AVAILABLE FUNDS**

PROJECT RANK	PRIORITY RANKING	PUBLIC WATER SYSTEM	PWS NUMBER	2010 POP.	PROJECT DESCRIPTION	ESTIMATED PROJECT COST	LOAN FORGIVENESS %	FORGIVENESS AMOUNT
6	HP	NAPONEE, VILLAGE OF	NE3106103	106	Install New Water Meters	\$120,000	TBD	TBD
7	HP	GRAFTON, VILLAGE OF	NE3015904	126	Install New Water Meters	\$65,800	TBD	TBD
8	HP	ST EDWARD, VILLAGE OF	NE3101105	705	Install New Water Meters	\$299,046	TBD	TBD
9	LP	CLEARWATER, VILLAGE OF	NE3100308	419	Install New Water Meters	\$500,000	TBD	TBD
10	LP	DUNNING, VILLAGE OF	NE3100901	103	Install New Water Meters	\$120,000	TBD	TBD
11	LP	STAPLEHURST, VILLAGE OF	NE3115914	242	Install New Water Meters	\$168,000	TBD	TBD
12	LP	RISING CITY, VILLAGE OF	NE3102308	374	Install New Water Meters	\$200,000	TBD	TBD
13	LP	ORCHARD, VILLAGE OF	NE3100304	379	Install New Water Meters	\$114,000	TBD	TBD
14	LP	KENESAW, VILLAGE OF	NE3100106	880	Install New Water Meters	\$201,000	TBD	TBD
15	HP	LODGEPOLE, VILLAGE OF	NE3103304	318	Replace Existing Water Meters	\$300,000	TBD	TBD
16	HP	ELGIN, CITY OF	NE3100307	661	Replace Existing Water Meters	\$375,000	TBD	TBD
17	HP	UNION, VILLAGE OF	NE3106102	233	Replace Existing Water Meters	\$65,000	TBD	TBD
18	HP	BAYARD, CITY OF - SFY 2012	NE3112302	1209	Replace Existing Water Meters	\$200,000	TBD	TBD
19	HP	WAUSA, VILLAGE OF	NE3110711	634	Replace Existing Water Meters	\$60,000	TBD	TBD
20	HP	GILTNER, VILLAGE OF	NE3108103	352	Replace Existing Water Meters	\$30,000	TBD	TBD
21	HP	WAYNE, CITY OF	NE3118104	5660	Replace Existing Water Meters	\$400,000	TBD	TBD
22	LP	MILLER, VILLAGE OF	NE3101903	136	Replace Existing Water Meters	\$80,000	TBD	TBD
23	LP	ANSLEY, VILLAGE OF	NE3104104	441	Replace Existing Water Meters	\$230,000	TBD	TBD
24	LP	DECATUR, VILLAGE OF	NE3102104	481	Replace Existing Water Meters	\$250,000	TBD	TBD
25	LP	BLOOMINGTON, VILLAGE OF	NE3106106	103	Replace Existing Water Meters	\$50,000	TBD	TBD
26	LP	SARGENT, CITY OF	NE3104101	525	Replace Existing Water Meters	\$250,000	TBD	TBD

DWSRF 2013 IUP Comprehensive Green Project Reserve List - Bypass Systems

PROJECT RANK	PRIORITY RANKING	PUBLIC WATER SYSTEM	PWS NUMBER	2010 POP.	PROJECT DESCRIPTION	ESTIMATED PROJECT COST	LOAN FORGIVENESS %	FORGIVENESS AMOUNT
27	LP	LYONS, CITY OF	NE3102103	851	Replace Existing Water Meters	\$400,000	TBD	TBD
28	LP	DWIGHT, VILLAGE OF	NE3102303	204	Replace Existing Water Meters	\$83,945	TBD	TBD
29	LP	AMHERST, VILLAGE OF	NE3120041	248	Replace Existing Water Meters	\$100,000	TBD	TBD
30	LP	CRAWFORD, CITY OF	NE3104505	997	Replace Existing Water Meters	\$325,000	TBD	TBD
31	LP	CODY, VILLAGE OF	NE3103101	154	Replace Existing Water Meters	\$50,000	TBD	TBD
32	LP	RAGAN, VILLAGE OF	NE3108305	38	Replace Existing Water Meters	\$11,800	TBD	TBD
33	LP	LITCHFIELD, VILLAGE OF	NE3116302	262	Replace Existing Water Meters	\$50,000	TBD	TBD
34	LP	SPENCER, VILLAGE OF	NE3101507	455	Replace Existing Water Meters	\$75,000	TBD	TBD
35	LP	CEDAR BLUFFS, VILLAGE OF	NE3115504	610	Replace Existing Water Meters	\$100,000	TBD	TBD
36	LP	GORDON, CITY OF	NE3116104	1612	Replace Existing Water Meters	\$250,000	TBD	TBD
37	LP	LAUREL, CITY OF - SFY 2012	NE3102705	964	Replace Existing Water Meters	\$140,000	TBD	TBD
38	LP	BOW VALLEY WATER WORKS	NE3120443	116	Replace Existing Water Meters	\$15,000	TBD	TBD
39	LP	EMERSON, VILLAGE OF	NE3104305	840	Replace Existing Water Meters	\$107,273	TBD	TBD
40	LP	INDIANOLA, CITY OF	NE3114506	584	Replace Existing Water Meters	\$64,500	TBD	TBD
41	LP	DESHLER, CITY OF	NE3116902	747	Replace Existing Water Meters	\$80,000	TBD	TBD
42	LP	CURTIS, CITY OF	NE3106302	939	Replace Existing Water Meters	\$100,000	TBD	TBD
43	LP	ARLINGTON, CITY OF	NE3117901	1243	Replace Existing Water Meters	\$130,750	TBD	TBD
44	LP	SOUTH SIOUX CITY, CITY OF	NE3104309	13353	Replace Existing Water Meters	\$1,000,000	TBD	TBD
45	LP	LONG PINE, CITY OF	NE3101701	305	Replace Existing Water Meters	\$18,850	TBD	TBD
46	LP	GENOA, CITY OF	NE3112502	1003	Replace Existing Water Meters	\$60,000	TBD	TBD
47	LP	RICHARDSON CO. RWD #1	NE3114701	805	Replace Existing Water Meters	\$24,000	TBD	TBD
48	LP	LIBERTY, VILLAGE OF	NE3106701	76	Replace Existing Water Meters	\$1,845	TBD	TBD
49	LP	SYRACUSE, CITY OF	NE3113104	1942	Replace Existing Water Meters	\$15,000	TBD	TBD
50	LP	CHADRON, CITY OF	NE3104507	5851	Replace Existing Water Meters	\$10,000	TBD	TBD
Total Estimated Costs						\$9,185,964		

DWSRF 2013 IUP Comprehensive Tank Rehabilitation/Repaint List - Bypass Systems

**DWSRF COMPREHENSIVE TANK REHABILITATION/REPAINT PROJECT LIST
- BYPASS SYSTEMS -
ELIGIBLE, IN ORDER, PENDING AVAILABILITY OF LEFTOVER ARRA FUNDS**

PROJECT RANK	PUBLIC WATER SYSTEM	PWS NUMBER	2010 POP.	PROJECT DESCRIPTION	ESTIMATED PROJECT COST	LOAN FORGIVENESS %	FORGIVENESS AMOUNT
1	WOOD LAKE, VILLAGE OF	NE3103105	63	Repaint or Rehab Storage Tank	\$85,000	TBD	TBD
2	ROYAL, VILLAGE OF	NE3100301	63	Repaint or Rehab Storage Tank	\$80,000	TBD	TBD
3	WILSONVILLE, VILLAGE OF	NE3106501	93	Repaint or Rehab Storage Tank	\$100,000	TBD	TBD
4	OCONTO, VILLAGE OF	NE3104107	151	Repaint or Rehab Storage Tank	\$160,000	TBD	TBD
5	JANSEN, VILLAGE OF	NE3109509	118	Repaint or Rehab Storage Tank	\$100,000	TBD	TBD
6	MERRIMAN, VILLAGE OF	NE3103103	128	Repaint or Rehab Storage Tank	\$100,000	TBD	TBD
7	BLOOMINGTON, VILLAGE OF	NE3106106	103	Repaint or Rehab Storage Tank	\$75,000	TBD	TBD
8	CODY, VILLAGE OF	NE3103101	154	Repaint or Rehab Storage Tank	\$80,000	TBD	TBD
9	DUNNING, VILLAGE OF	NE3100901	103	Repaint or Rehab Storage Tank	\$50,000	TBD	TBD
10	BENEDICT, VILLAGE OF	NE3118703	234	Repaint or Rehab Storage Tank	\$100,000	TBD	TBD
11	DWIGHT, VILLAGE OF	NE3102303	204	Repaint or Rehab Storage Tank	\$87,100	TBD	TBD
12	LIBERTY, VILLAGE OF	NE3106701	76	Repaint or Rehab Storage Tank	\$28,190	TBD	TBD
13	LEIGH, VILLAGE OF	NE3103705	405	Repaint or Rehab Storage Tank	\$125,000	TBD	TBD
14	BARNESTON, VILLAGE OF	NE3120604	116	Repaint or Rehab Storage Tank	\$35,000	TBD	TBD
15	HAIGLER, VILLAGE OF	NE3105702	158	Repaint or Rehab Storage Tank	\$40,000	TBD	TBD
16	GUIDE ROCK, VILLAGE OF	NE3120358	225	Repaint or Rehab Storage Tank	\$52,500	TBD	TBD
17	GARLAND, VILLAGE OF	NE3115901	216	Repaint or Rehab Storage Tank	\$50,000	TBD	TBD
18	CLEARWATER, VILLAGE OF	NE3100308	419	Repaint or Rehab Storage Tank	\$85,000	TBD	TBD
19	PAGE, VILLAGE OF	NE3108903	166	Repaint or Rehab Storage Tank	\$25,000	TBD	TBD
20	FIRTH, VILLAGE OF	NE3110912	590	Repaint or Rehab Storage Tank	\$85,000	TBD	TBD
21	FORDYCE, VILLAGE OF	NE3102701	139	Repaint or Rehab Storage Tank	\$17,000	TBD	TBD

PROJECT RANK	PUBLIC WATER SYSTEM	PWS NUMBER	2010 POP.	PROJECT DESCRIPTION	ESTIMATED PROJECT COST	LOAN FORGIVENESS %	FORGIVENESS AMOUNT
22	MADRID, VILLAGE OF - SFY 2011	NE3113502	231	Repaint or Rehab Storage Tank	\$25,000	TBD	TBD
23	SNYDER, VILLAGE OF	NE3105303	300	Repaint or Rehab Storage Tank	\$30,000	TBD	TBD
24	DAVEY, VILLAGE OF	NE3110911	154	Repaint or Rehab Storage Tank	\$15,000	TBD	TBD
25	CURTIS, CITY OF	NE3106302	939	Repaint or Rehab Storage Tank	\$85,000	TBD	TBD
26	NEMAHA CO. RWD #1	NE3112701	635	Repaint or Rehab Storage Tank	\$45,000	TBD	TBD
27	SPRAGUE, VILLAGE OF	NE3110904	142	Repaint or Rehab Storage Tank	\$10,000	TBD	TBD
28	RIVERTON, VILLAGE OF	NE3106101	89	Repaint or Rehab Storage Tank	\$5,000	TBD	TBD
29	NEWMAN GROVE, CITY OF	NE3111905	721	Repaint or Rehab Storage Tank	\$40,000	TBD	TBD
30	HAMPTON, VILLAGE OF	NE3108102	423	Repaint or Rehab Storage Tank	\$23,000	TBD	TBD
31	RANDOLPH, CITY OF	NE3102709	944	Repaint or Rehab Storage Tank	\$49,000	TBD	TBD
32	EMERSON, VILLAGE OF	NE3104305	840	Repaint or Rehab Storage Tank	\$40,000	TBD	TBD
33	SUMNER, VILLAGE OF	NE3120220	236	Repaint or Rehab Storage Tank	\$10,000	TBD	TBD
34	KENESAW, VILLAGE OF	NE3100106	880	Repaint or Rehab Storage Tank	\$35,000	TBD	TBD
35	LOWER REPUBLICLAN RWD 1	NE3121196	150	Repaint or Rehab Storage Tank	\$3,175	TBD	TBD
36	THEDFORD, VILLAGE OF	NE3117101	188	Repaint or Rehab Storage Tank	\$1,500	TBD	TBD
Total Estimated Costs					\$1,976,465		

Notes:

- Bypass List should DWSRF-ARRA Funding become available
- SFY 2011 – Project carried over from State Fiscal Year 2011 Intended Use Plan.
- PWS – Public Water System
- TBD – To Be Determined

Land Acquisition Source Water Protection Project Priority List

PRIORITY POINTS	PUBLIC WATER SYSTEM	PWS NUMBER	2010 POP.	ESTIMATED COST
200	EDGAR, CITY OF	NE3103505	498	\$60,000
160	OSHKOSH, CITY OF	NE3106901	884	\$200,000
155	AURORA, CITY OF	NE3108101	4479	\$425,000
140	IMPERIAL, CITY OF	NE3102902	2071	\$1,280,000
135	HOLDREGE, CITY OF	NE3113705	5495	\$1,280,000
135	LEXINGTON, CITY OF	NE3104708	10230	\$100,000
135	OGALLALA, CITY OF	NE3110102	4737	\$150,000
135	VALENTINE, CITY OF - SFY 2012	NE3103106	2737	\$40,000
80	RAVENNA, CITY OF	NE3101911	1360	\$50,000
60	FALLS CITY, CITY OF	NE3114705	4325	\$200,000
Total - Land Acquisition and Source Water Protection				\$3,785,000

APPENDIX A1

NEBRASKA'S PROJECT PRIORITY LIST AND PRIORITY RANKING SYSTEM

A. The State is responsible for the determination of priority given to construction of publicly owned treatment works and preparation of a State Project Priority List under Title II, Section 216 of the Federal Clean Water Act.

The Priority Ranking System shall be used to rank the projects on the State Project Priority List. Priority ranking for the projects is based on total points awarded for the following seven categories. The greater total number of points, the higher the ranking. The tie breaker will be used when necessary as described below.

1. Project Benefit.

This category incorporates several factors, including the type of project and the relative level of the impact on the environment. Points for only one benefit shall be awarded. When a project has more than one significant benefit, the benefit with the highest point value shall be used. In addition to the priority points awarded according to the following schedule, projects shall receive five supplemental benefit priority points for regionalization, if the project includes the consolidation of wastewater collection and treatment systems owned and operated by two or more communities.

<u>Benefit</u>	<u>System Code</u>	<u>Priority Points</u>
Elimination of raw or primary waste discharge	A	35
Separation of combined sewers	C	35
Public health benefit by elimination of frequent sewer backups or septic tank system - drinking water well spacing conflicts	CC	35
Municipal wastewater collection and treatment system to replace on-site treatment systems	D	30
Remediation or protection of drinking water supply in zone of influence of municipal well field	E	30
Replacement or upgrade of wastewater treatment system to assure compliance with secondary treatment standards	F	30
Disinfection of wastewater effluent	G	25
Replacement or upgrade of wastewater treatment system to meet water quality based permit limits	H	25
Remediation of ground water at landfill site	I	25
Sludge stabilization	J	20
Addition or repair of wastewater collection system or lift station	K	20
Storm water control	L	15
Other benefits	AA	0

2. Beneficial Use and Classification of Receiving Waters.

This category addresses the receiving water that is impacted or potentially impacted by the existing situation and that would be enhanced or protected by the proposed project. Points for only one beneficial use or one ground water classification shall be awarded. The applicable use or classification with the highest point value shall be utilized. Some projects may impact both surface water and ground water, but only the primary receiving waters shall be considered. Points for wastewater treatment and collection systems to replace existing septic tank systems shall be based on the ground water classification, unless extensive discharges to surface waters are documented. Points for improvements to existing complete retention lagoons shall be based on the assigned use of the stream that is being protected, unless the problem is excessive seepage rather than inadequate capacity. Points for sludge stabilization, sewer and lift station projects should normally be based on the assigned use of the stream that receives or could receive the effluent discharge. Points for a sewer project that eliminates the need for septic tanks should be based on the ground water classification.

<u>Assigned Beneficial Use of Surface Water</u>	<u>System Code</u>	<u>Priority Points</u>
Class A and Class B State Resource Waters	M	25
Public Drinking Water	N	25
Recreation	O	20
Class A - Cold Water Aquatic Life	P	15
Class B - Cold Water Aquatic Life	Q	10
Class A - Warm Water Aquatic Life	R	10
Class B - Warm Water Aquatic Life	S	5
<u>Ground Water Classification</u>	<u>System Code</u>	<u>Priority Points</u>
GA	T	25
GB	U	15

3. Water Quality of Receiving Waters.

The quality of water in the receiving stream or aquifer is another factor in project prioritization. Priority is given to projects potentially impacting bodies of water that have been degraded by pollutants and are impaired for one or more assigned beneficial uses. Neither the specific source of these pollutants causing the impairment nor the specific impact of the potential project is considered in this assessment.

Some projects may impact both surface water and ground water, but only the primary receiving waters shall be considered. The projects that primarily impact surface waters are those projects that received priority points for Assigned Beneficial Use of Surface Water in Category 2 above. The projects that primarily impact ground water are those projects that received priority points for Ground Water Classification in Category 2 above.

An assessment of the quality of water in surface water bodies to support assigned beneficial uses is presented in the current Surface Water Quality Integrated Report. This report includes a list of water bodies that are not supporting assigned beneficial uses due to impacts of one or more pollutants, commonly referred to as the Section 303(d) List. Projects that primarily impact surface waters are awarded priority points if the water body that receives or could receive the wastewater discharge is listed in the report as having one or more beneficial uses impaired by one or more pollutants. Water bodies impaired by natural causes or conditions are not awarded priority points.

Pollution can also impact ground water and make it unfit for some uses. Watersheds were evaluated for ground water quality impairment for the Nebraska Unified Watershed Assessment. This evaluation considered contamination by nitrate and pesticides and administrative orders and notice of violations for public drinking water supplies issued by the Nebraska Health and Human Services - Division of Public Health. Projects that primarily impact ground water are awarded priority points if they are located in watersheds that received points for the ground water quality resource component for the Nebraska Unified Watershed Assessment.

Indication of Water Quality Impairment	System Code	Priority Points
Water Body Assessment Category Listed In Surface Water Quality Integrated Report		
Category 4A or 4B	DD	20
Category 5	EE	20
Nebraska Unified Watershed Assessment, Ground Water Quality Resource Component Weighted Value		
100 Points	FF	20
50 Points	Z	10

4. Enforcement Actions.

This category addresses enforcement actions initiated by the Department of Environmental Quality to address violations of the Environmental Protection Act and other related acts. Points are awarded for a project if the project can reduce or prevent future violations and; therefore, satisfy the enforcement action.

Enforcement Action	System Code	Priority Points
Consent Order	B	25
Administrative Order	BB	25
Referral to Attorney General	GG	25
Notice of Violation	HH	15
Compliance Schedule in NPDES Permit	II	10

5. Readiness to Proceed.

This category addresses the status of project planning, preparation of plans and specifications, and readiness to proceed with project construction.

Project Status	System Code	Priority Points
Plans and Specifications Submitted to NDEQ	V	20
Finding of No Significant Impact or Categorical Exclusion Issued	W	10
Facility Plan Submitted to NDEQ	X	5

6. Population.

This category addresses the existing population served or to be served by the proposed project. The population is also an indication of the relative magnitude of the impact on the environment that is addressed by the proposed project. If the facility serves the entire community, the population shall be taken from the latest official census. If the facility serves only a part of the community, an estimate of the existing population served shall be used. Estimates of the population previously served shall be used for projects relating to facilities no longer in service, such as remediation of closed landfill sites.

Population Served	Priority Points
50,000 or Greater	10
10,000 - 49,999	8
5,000 - 9,999	6
2,500 - 4,999	4
800 - 2,499	2

7. Financial Impacts.

This category addresses the financial impact of the proposed project on the users that will provide the revenue to repay the loan. Priority points are awarded according to the annual cost of the loan per person as a percentage of the Median Household Income (MHI) of the community from the American Community Survey five-year average. A 20-year loan shall be assumed with the interest rate based on the existing SRF market rate and rate system and MHI of the community.

Annual Loan Costs Per Person as a Percentage of Median Household Income	Priority Points
Greater than 0.2 Percent	10
0.05 to 0.2 Percent	6
Less than 0.05 Percent	2

Tie Breaker.

Two or more projects may receive the same total priority points on the IUP project list. The communities need to be kept informed when there is some doubt about the availability of funds. Ties should be broken when it first appears that adequate funding may not be available for the projects with the same total of priority points. The priority of these projects should be reviewed as they proceed to bid opening. Ties shall be broken by consideration of enforcement actions, specific provisions of the permit issued for the facility, and inclusion of the project as an integral part of a designated surface or ground water project established under state or federal law. The following table shall be used to break ties:

Factor	Priority
Enforcement Action	Higher
Compliance Schedule in Discharge Permit	↑
Project is Part of a Designated Water Quality Project	↓
None of the above factors	Lower

If consideration of the above factors does not break the tie, priority shall be based on the annual loan cost per person as a percentage of the median household income. The project with the higher percentage shall have the higher priority.

APPENDIX A2

DRINKING WATER STATE REVOLVING FUND PRIORITY RANKING SYSTEM

1. **Scope and Purpose.** The Drinking Water State Revolving Fund Act §§71-5314 to 71-5327 requires that loans shall be made to eligible public water systems (PWSs) for eligible projects. The purpose of the priority ranking system is to establish a list of eligible projects to be funded in such a manner that priority for the use of the Drinking Water Facilities Loan Fund or the Land Acquisition and Source Water Loan Fund will be given to projects that (A) address the most serious risk to human health; (B) are necessary to ensure compliance with the Title 179, Public Water Systems; and (C) assist systems most in need, on a per person basis according to the affordability criteria.

The priority ranking lists for the SFY 2013 Drinking Water State Revolving Fund Intended Use Plan (IUP) was amended with one change: Inclusion of a separate comprehensive list of Storage Rehabilitation and/or Repaint projects for communities with populations less than 1,000, based on the annual cost of the loan per person as a percentage of the median household income (MHI). This change is made solely for leftover ARRA funding, should that funding become available during the fiscal year. If ARRA funds do not become available, ranking of projects will be in accordance to the system below, which has not changed from the SFY 2012 program.

The priority ranking system shall be reviewed annually by the Director of NDHHS-DPH. The Department shall seek public review and comments and shall hold a public forum prior to adopting the priority ranking system for ranking eligible projects. Ineligible PWSs and ineligible projects will not be evaluated for priority points. All late survey submissions will be ranked with zero priority points.

2. Drinking Water State Revolving Fund (DWSRF) Priority Ranking System.
 - a. Priority Ranking System for the Use of the Drinking Water Facilities Loan Fund. The following DWSRF priority ranking system shall be used to rank the projects on the DWSRF Intended Use Plan (IUP) project lists for the use of the Drinking Water Facilities Loan Fund. Priority ranking for the projects will be based on total points awarded for the following three categories. Points for only one benefit in each category shall be awarded; when a project has more than one significant benefit, the benefit with the highest point value shall be used. The greater the total number of points, the higher the ranking. The ranking will be done and the priority lists will be prepared annually at the time the IUP is prepared.
 - i) Health or Capacity Development Benefit Provided by Project. This category incorporates the type of project and the level of benefit to human health or improvement to the PWS. These projects are for the development, construction or modification of the PWS to ensure compliance with the requirements of the Nebraska Safe Drinking Water Act (NSDWA) and the regulations adopted there under.

<u>Health or Capacity Development Benefit</u>	<u>Priority Points</u>
1. <u>Maximum Contaminant Level (MCL)/Treatment Technique Requirements.</u> Maximum allowable levels are established for those parameters which may be detrimental to public health. Detected contaminant levels in excess of 80% of the MCL within the past 4 years may qualify the project for ranking under this category.	
a. Acute Health Effects – Microbiological, Nitrates, etc.	130
b. Chronic Health Effects – Arsenic, Selenium, Uranium, etc.	115
c. Lead and Copper	100
2. <u>Critical Capacity Development.</u> These projects would be for the development, construction or modifications of the public water system to correct major deficiencies relating to the Design Standards in Title 179 NAC 2-007. Projects include: <ul style="list-style-type: none"> • Backup Wells/Sources for Single Well PWSs • Replacement of significantly aged or deteriorated major infrastructure, including Wells and Storage. The eligibility of a project for assignment of this priority point subcategory will be made at the discretion of the Director. 	85
3. <u>Sustainability Factors.</u> These projects would address upgrade to and/or the replacement of existing major infrastructure, such as: <ul style="list-style-type: none"> • Supply Wells, Ground or Elevated Storage • Major Treatment Plant Renovations • Major Distribution System Replacement projects 	55
4. <u>Secondary Contaminant Level (SMCL).</u> Recommended maximum levels are set for parameters which are not harmful to health but make the water undesirable for use. Project would enhance water quality and include disinfection.	40
5. <u>System Design Deficiencies.</u> These projects would be for the development, construction or modifications of the public water system to or prevent deficiencies relating to the Design Standards in Title 179 NAC 7. Projects would address: <ul style="list-style-type: none"> • Inadequate source capacity • Inadequate distribution pressure/storage 	25
6. <u>Other Factors.</u> These projects would address other water supply system concerns such as: <ul style="list-style-type: none"> • Replacement or rehabilitation of other minor system components that are aged and/or have exceeded design life • Controls/automation to improve operational efficiency • Security measures and/or Standby Power • Chlorine and/or Fluoride Feed Systems 	10

- ii) **Financial Impacts.** This category addresses the financial impact of the proposed project on the users that will provide the revenue to repay the loan. Priority points are awarded according to the annual cost of the loan per person as a percentage of the median household income (MHI). A 20-year loan shall be assumed with the interest rate based on the minimum effective interest rate of the DWSRF Program.

Annual Loan Costs Per Person as a Percentage of Median Household Income	Priority Points
Greater than 0.8 Percent	45
Greater than 0.6 to 0.8 Percent	35
Greater than 0.4 to 0.6 Percent	25
Greater than 0.2 to 0.4 Percent	15
Less than or equal to 0.2 Percent	5

- iii) **Enforcement Action.** This category addresses compliance with Title 179 drinking water standards and/or the enforcement actions taken by the Department requiring the system to address the deficiencies/water quality concerns that contribute to noncompliance.

Enforcement Action	Priority Points
Administrative order issued/other enforcement action taken relating to design/infrastructure deficiencies/water quality concerns addressed by the proposed project.	25

- iv) **Readiness to Proceed.** This category addresses establishing the Priority Funding List per the status of a PWSs project, assessing the readiness to proceed within SFY 2012. The criteria that was utilized in establishing the Priority Funding List are as follows:

- (1) PWS with a Finding of No Significant Impact (FNSI) or Categorical Exclusion (CatEx) issued by the program; with priority over,
- (2) Status of Plans and Specifications (P&Ss) – P&Ss for Ranked Project prepared or under contract for design; with priority over,
- (3) Status of Engineering Report w/ Test Hole – Report for Ranked Project has been prepared and if applicable, a Test Hole has be completed; with priority over,
- (4) Status of Engineering Report – Report for Ranked Project has been prepared, first where additional ranking preference may be given to those projects with demonstrated readiness to proceed.

In the above listed order, preference shall be first given to placing those High Priority PWSs/projects in ranked order on the Priority Funding List. Where such projects in sufficient number do not exist, readiness to proceed criteria 2 through 4 shall be repeated for Low Priority PWSs/projects. Where ties in ranking points occur, the projects are ranked in descending order per the established tiebreaking criteria in Section 4 below. The intent of the Readiness to Proceed criteria is to identify those projects most likely to receive funding in the coming fiscal year based upon the information provided by the PWSs (or their Engineers). A limited comprehensive bypass will also be developed using the above-listed criteria, should additional funds become available during the fiscal year.

Two exceptions are made to the above-listed criteria. First, those projects that have been obligated or offered better funding through another Federal (USDA-Rural Development) or State (NDED-CDBG) infrastructure funding program will not be included on the Priority Funding List. Second, those PWSs that have turned down or passed on better funding offers from the DWSRF for the listed project in past fiscal years. Those systems will still be included on the Priority Planning List, and can request in writing placement on the Priority Funding List at anytime during the public participation process (i.e., the Public Forum through EQC IUP approval), should that PWS disagree with DHHS-DPHs proposed ranking.

Lastly, all High Priority Projects planned for communities with high Median Household Incomes shall be placed on the Funding Program List, should loan only funding assistance project available for the fiscal year.

- b. Priority Ranking System for the Green Project Reserve. The 20% Green Project Reserve requirement is met by the subset of water meter and certain eligible water meter replacement projects shown on the Project Priority Planning List. First listed, all of the water meter projects for communities that do not have water meters or for systems that are partially metered, with meters now proposed for installation at service connections presently not metered. Second, all of the water meter replacement projects, for which the communities are planning on replacing or retrofitting their existing water meters to include an upgrade to an Automatic Meter Reading (AMR) System and/or meters with built in leak detection. The Priority Ranking Criteria used to establish the Water Efficiency Priority Funding List are as follows:

- 1) PWS with a FNSI or CatEx issued by the program; with priority over,
- 2) PWS with New Meter Installations, in order of High Priority Ranking Status (>85 Priority Points) then Low Priority Ranking Status (80 Priority Points or less), in descending order per the tiebreaking criteria in Section 4 below; with priority over.
- 3) PWS with Replacement Meter Installations, in order of High Priority Ranking Status (>85 Priority Points) then Low Priority Ranking Status (80 Priority Points or less), in descending order per the tiebreaking criteria in Section 4 below.

Following construction of these projects, the communities will be required to establish a new water/billing rate structure that will reflect the amount of water used. Technical assistance will be offered for that activity through the Two-Percent Set-Aside's Technical Assistance Contractor. Two exceptions are made to the above-listed criteria. First, those projects that have been obligated or offered better funding through another Federal (USDA-Rural Development) or State (NDED-CDBG) infrastructure funding program will not be included on the Water Efficiency Priority Funding List. Second, those PWSs that have turned down or passed on better funding offers from the DWSRF for the listed project in past fiscal years. Those systems will still be included on the Priority Planning List, and can request in writing placement on the Water Efficiency Priority Funding List at any time during the public participation process (i.e., the Public Forum through EQC IUP approval), should that PWS disagree with DHHS-DPH's proposed ranking.

- b. Priority Ranking System for the Use of the Land Acquisition and Source Water Loan Fund. The following priority ranking system shall be used to rank the projects on the DWSRF IUP project list for the use of the Land Acquisition and Source Water Loan Fund. Priority ranking for the projects will be based on total points awarded for the following three categories. Points for only one benefit in each category shall be awarded; when a project has more than one significant benefit, the benefit with the highest point value shall be used. The greater the total number of points, the higher the ranking.
- i) Health Benefit Provided by Project. This category incorporates the type of project and the level of benefit to human health. These projects are for the acquisition of land or a conservation easement to protect the source water of the system from contamination and to ensure compliance with the NSDWA and Title 179.

<u>Health Benefit</u>	<u>Priority Points</u>
1. <u>Acquisition of Land or a Conservation Easement to Protect the Source Water of the System from Contamination.</u>	
a. Acute Health Effects	
i) Microbiological/Nitrate	40
b. Chronic Health Effects	35
2. <u>Community Water System Implementing Voluntary Incentive Based Source Water Protection Measures.</u>	
a. Acute Health Effects	
i) Microbiological/Nitrate	40
b. Chronic Health Effects	35

- ii) Financial Impacts. This category addresses the financial impact of the proposed project on the users that will provide the revenue to repay the loan. Priority points are awarded according to the annual cost of the loan per person as a percentage of the MHI. A 20-year loan shall be assumed with the interest rate based on the minimum effective interest rate of the DWSRF Program.

<u>Annual Loan Costs Per Person as a Percentage of Median Household Income</u>	<u>Priority Points</u>
Greater than 0.4 Percent	25
0.2 to 0.4 Percent	15
Less than 0.2 Percent	5

- iii) Enforcement Action. This category addresses compliance with Title 179 drinking water standards and/or the enforcement actions taken by the Department requiring the system to address the issues that contribute to noncompliance.

<u>Enforcement Action</u>	<u>Priority Points</u>
Administrative order issued/other enforcement action taken relating to source water protection addressed by the proposed project.	25

- 3. Service Meters. Water service meters will be required as a part of the project, if the water system does not have service connections individually metered. Rare exceptions may be allowed if a system meets the following criteria: (A) service meters will not be beneficial and will create economic impairment; (B) all users are similar in nature and quantity used, and (C) the system has a comprehensive leak detection program and enforceable water conservation plans. These requirements are consistent with the Department’s Title 179 NAC 15, Capacity Development for New Systems and the Department’s Capacity Development Strategy, August 6, 2000, for existing public water systems.
- 4. Tie Breaker. Two or more projects may receive the same total number of priority points on the IUP project list. Ties shall be broken only when (A) two or more projects receive the same total of priority points based on the above three categories, (B) the environmental reviews have been completed, (C) the systems are ready to sign the loan contracts, and/or (D) adequate funding for all these projects is not available. The status of the plans and specifications will be considered first in breaking the tie. Projects with plans and specifications approved by the Department shall have a higher priority than those projects with plans and specifications currently in the Department’s review and approval process. For projects with a similar status of plans and specifications, as approved, the project with the higher annual loan cost per person as a percentage of the MHI shall have the higher priority. This last tiebreaking criterion is critical in establishing the projects to be included on the prioritized Funding Program Lists.
- 5. Small System Priority. Fifteen percent of the total funds available for loan shall be earmarked for systems serving fewer than 10,000 persons. In addition, priority ranking for funding small systems will be given over large systems or systems with MHI’s greater than 120% in order to meet the expected EPA grant requirement of not less than 30% of funds provided in the form of additional subsidization.

6. Affordability (Disadvantaged) Criteria. The purpose of the affordability criteria is to determine which of the projects receiving funds from the DWSRF may also qualify for financial assistance beyond the ordinary benefits available through the DWSRF. Eligible PWS may qualify for additional financial assistance if their population is equal to or less than 10,000 people with a MHI less than 120 (one hundred twenty) percent of the state MHI.

All High Priority PWSs ranked for funding in SFY 2013 with public health needs will be eligible for loan forgiveness at an estimated percentage not to exceed 20% of project costs or the maximum percent listed in the IUP based on the PWSs MHI – see subsequent appendix. PWSs under an Administrative Order through NDHHS-DPH may be eligible for forgiveness up to 35% of project costs, should forgiveness funding remain available. Information on the financial disadvantaged assistance program, the extent of the availability of such disadvantaged funds for this program, and the disadvantaged determination criteria are included in Section I of the IUP.

APPENDIX B1

CWSRF PROJECT PRIORITY LIST – ALPHABETICAL ORDER

2013 IUP *P OR F (Proposed)	2013 IUP Priority Points	FACILITY	PROJ #C31	NPDES #	CWSRF NEEDS	2012 EST COST	Estimated SRF Loan
P	47	Ainsworth	7382		3B/Sewer Replacement & 4B/LS	1,809,000	1,809,000
	66	Albion	7840		4A/Sewer Ext Ind Tract & 3B/Sewer Replacement	800,000	800,000
P	50	Allen	7838	NE0031241	1/CRLagoon	1,720,000	1,720,000
	53	Alliance	7685		3B/Sewer Rehab & 4B/LS Upgrade	200,000	200,000
	78	Alma	7750		1/Sludge & 3B/Sewer Rehab & 4B/LS & 7/NPS	450,000	450,000
F	75	Amherst	7239	NE0112992	2/Lagoon Exp & 4B/Force Main, LS, Water Meters	1,370,000	1,370,000
	51	Anselmo	7686		4B/East LS Replace	150,000	150,000
F	73	Arapahoe	7276	NE0021521	2/Land App, 4B/LS, 3/A Sewer Rehab & 4A/Sewer Ext	1,025,000	1,025,000
	46	Arcadia	7751	NE0041297	3A/Sewer Rehab	100,000	100,000
	69	Arlington	7636	NE0132365	2/WTP Dechlorination	100,000	100,000
	64	Ashland	7616	NE0026107	3B/Sewer Lining & 4B/Interceptors	510,000	510,000
	55	Atlanta	7752		1/Lagoon Sealing & 3B/Sewer Rehab	300,000	300,000
	75	Auburn	7560	NE0027774	3A/Sewer Rehab & 4B/LS & Scada	1,200,000	1,200,000
	71	Auburn	7593	NE0027774	1/Composting Equip & Site	200,000	200,000
	80	Auburn	7753		2/Treated Wastewater Blending For Water Reuse	1,200,000	1,200,000
	55	Aurora	7377	NE0031810	4B/Sewer Extensions & 6/Storm Sewer, 1/Algae Control & Energy Study	4,805,000	4,805,000
	50	Avoca	7869	NE0113131	2/WWTF upgrade	4,805,000	4,805,000
	56	Bancroft	7754	NE0028088	1/WWT Upgrades & 7/Nonpoint Source	250,000	250,000
	95	Barneston	7174	NE0121711	1/Lagoon & 4B/Lift Station	470,000	470,000
	85	Bartley	7278	NE0026077	1/Lagoon & 7/NPS	920,000	920,000
F	55	Bassett	7561	NE0112666	1/WWT Rehab	1,870,000	1,870,000
	50	Bassett	7870	NE0112666	2/UV Disinfection & 3A/ Sliplining	850,000	850,000

2013 IUP *P OR F (Proposed)	2013 IUP Priority Points	FACILITY	PROJ #C31	NPDES #	CWSRF NEEDS	2012 EST COST	Estimated SRF Loan
	44	Battle Creek	7841	NE0041301	3A/Sewer Lining & 4A/New Sewer Main Front Street	250,000	250,000
	52	Bayard	7755	NE0112739	1/Lagoon Rehab & 4B/LS, Trunk Sewer Replace	1,450,000	1,450,000
	80	Beatrice	7666	NE0020915	1/WWT Upgrades	1,900,000	1,900,000
	68	Beatrice	7842	NE0020915	3B/24-Inch Sewer Replace Phase 1	500,000	500,000
	65	Beatrice	7668		7/NPS	800,000	800,000
	45	Bee	7756	NE0123200	1/Lagoon Expansion or Irrigation	400,000	400,000
	27	Bellwood	7480	NE0046094	4B/LS & 3B/Sewer Rehab & 4A/Sewer Extension	70,000	70,000
	45	Benedict	7125	NE0114944	1/Lagoon & 4A/Sewer Extension	430,000	430,000
F	112	Benkelman	7603	NE0112887	2/New WWT & 3A/Sewer Rehab & 7/Nonpoint Source	2,730,000	2,730,000
	27	Bennet	7563	NE0040916	3B/Sewer Replace & 7/Nonpoint Source	250,000	250,000
	36	Bertrand	7665	NE0131954	4B/Lift Station	300,000	300,000
	31	Bladen	7758		3A/Sewer Rehab & 4B/Lift Station & 4A/Sewer Ext	250,000	250,000
	72	Blair	7760	NE0113913	4B/East LS Replace 4B Eastside Trunk Sewer	500,000	500,000
	78	Blair	7759	NE0021482	7/Nonpoint Source	5,000,000	5,000,000
	29	Bloomfield	7465	NE0021733	3A/Manhole & Sewer Rehab	90,000	90,000
	51	Bradshaw	7689	NE0121321	4A/Sewer Extension	100,000	100,000
	65	Brady	7435	NE0031402	1/Lagoon Exp and Liner & 4B/Lift Station & 3A/Collection System Improvements	1,500,000	1,500,000
F	95	Brainard	7519	NE0042366	1/Lagoon & 4B/Lift Station	1,300,000	1,300,000
	74	Bridgeport	7481	NE0112119	1/Lagoon Upgrade & 4B/LS & 3B/Sewer Rehab	200,000	200,000
F	85	Broadwater	7274	NE0021717	1/Lagoon Upgrade & 3B/Sewer Replacement	665,000	665,000
	65	Broadwater	7466		7/Nonpoint Source	260,000	260,000
F	105	Brownville	7843		1/New WWTP, 4B/LS & 3A/Manhole Rehab	1,500,000	1,500,000
F	100	Bruning	7761	NE0045071	1/Lagoon Upgrade	600,000	600,000
	35	Brunswick	7762		3B/Sewer Replacement	500,000	500,000
	45	Burchard	7283	NE0113638	2/Lagoon Upgrade	250,000	250,000
	75	Bushnell	7763	NE0113069	1/Clean Imhoff & 3B/Sewer Rehab, Raise Manholes	200,000	200,000

2013 IUP *P OR F (Proposed)	2013 IUP Priority Points	FACILITY	PROJ #C31	NPDES #	CWSRF NEEDS	2012 EST COST	Estimated SRF Loan
	40	Butte	7765	NE0049221	3B/Sewer Rehab Phase I	500,000	500,000
	47	Cairo	7872	NE0045080	3B/Sewer Replacement	150,000	150,000
	78	Cambridge	7042	NE0024180	4B/Interc, LS, 4A/Collect, 3B/Sewer Replac, 1/WWT Rehab	1,200,000	1,200,000
	63	Cambridge	7619		7/Nonpoint Source	620,000	620,000
	31	Campbell	7084	NE0045098	1/Lagoon Fence & 4B/LS	65,000	65,000
	50	Cardwell Reserve (Lincoln)	7766	NE0137596	4B/Interceptor Sewer	2,000,000	2,000,000
	31	Carroll	7873	NE0023990	3A & 3B/Renovate / repair collection system mains and manholes	100,000	100,000
	36	Cedar Knox Rural Water	7639	NE0113832	2/WTP Dechlorination	100,000	100,000
	62	Cedar Rapids	7482	NE0049158	3A/Sewer Replacement	50,000	50,000
	73	Chadron	7767	NE0029190	2/WW Displacement by Pivot, Grading & Excavation	430,000	430,000
	53	Chadron	7640	NE0132519	3A/Sewer Rehab & 4B/LS	420,000	420,000
	46	Chapman	7691	NE0031747	2/Land App Pumps & 3B/Sewer Replace & 4B/LS Alarms	270,000	270,000
	67	Chappell	7874	NE0029211	1/New CRL and 3A/ I & I correction	1,600,000	1,600,000
	31	Chester	7875		3/B Rehab old sewer mains	175,000	175,000
P	35	Clarks	7692	NE0113549	4B/Lift Station Replacement, 2 Locations	600,000	600,000
	27	Clarkson	7876	NE0021164	4A/Sewer Extension - Linden Street & 7th Street	120,000	120,000
	41	Clatonia	7768	NE0045101	1/Lagoon Mods, Sludge Removal	150,000	150,000
	85	Clearwater	7437	NE0039781	2/Lagoon, Land App & 4B/LS & 3B Sewer Rehab	2,500,000	2,500,000
	65	Cody	7388		1/Sludge Removal & 4B/LS & 3B/Sewer Rehab	400,000	400,000
	31	Coleridge	7844	NE0025429	3B/Sewer Rehab & 7/Nonpoint Source	270,000	270,000
	55	Colon	7286	NE0033499	1/WWT Upgrade	1,300,000	1,300,000
	68	Columbus	7641	NE0111414	4B/LS, Interceptor	150,000	150,000
	50	Comstock	7693		4B/LS & 3B/Sewer Repairs	230,000	230,000
	31	Concord	7845	NE0049191	3B/Sewer Replace	60,000	60,000
	31	Cortland	7192	NE0027782	3B/Sewer Replace & 1/Lagoon Mods	390,000	390,000

2013 IUP *P OR F (Proposed)	2013 IUP Priority Points	FACILITY	PROJ #C31	NPDES #	CWSRF NEEDS	2012 EST COST	Estimated SRF Loan
	76	Cozad	7438	NE0112828	1/WWT Upgrade & 7/NPS	90,000	90,000
F	132	Crawford	7039	NE0039799	2/WWTF	3,100,000	3,100,000
	47	Creighton	7158	NE0021253	1/Sludge processing & 3B/Sewer Rehab	1,400,000	1,400,000
	34	Creighton	7642	NE0130788	2/WTP Dechlorination	100,000	100,000
	86	Crete	7877	NE0034304	WWTP	8,500,000	8,500,000
	27	Crofton	7846	NE0049131	4A/Sewer Ext & 7/NPS. Sharon Street water & sewer line extension	150,000	150,000
	57	Culbertson	7287		7/Nonpoint Source	150,000	150,000
	80	Culbertson	7664	NE0051624	2/Lagoon Upgrade & 3A/Manhole Rehab & 4A/Sewer Ext	1,200,000	1,200,000
	78	Curtis	7389	NE0026492	2/Lagoon & 4B/LS	270,000	270,000
	87	Dakota City	7643	NE0024236	2/Disinfection, WWT Upgrade & 4B/LS	3,500,000	3,500,000
	74	Dakota City	7769	NE0113778	2/WTP Dechlorination	100,000	100,000
	55	Danbury	7605		1/Lagoon & 4A/Collection System	500,000	500,000
	31	Dannebrog	7620	NE0045136	3B/Sewer Rehab	100,000	100,000
	70	David City	7836	NE0021199	2/WWTF Upgrade	2,733,000	2,733,000
	41	Daykin	7878		1/Sludge removal	50,000	50,000
	45	Decatur	7770	NE0049123	2/WWTF & 4B Interceptor	1,500,000	1,500,000
	45	DeWeese	7771		1/Sludge Removal & 3B/Sewer Rehab	100,000	100,000
	51	Diller	7728	NE0129500	3B/Sewer Replace	100,000	100,000
F	50	Dodge	7564	NE0042064	2/UV Disinfection & WWT Repairs	904,600	904,600
P	48	Doniphan	7439	NE0114952	2/Lagoon Expansion or Water Meters; 3A Manhole Replacement; 4B/LS	1,225,000	1,225,000
	63	Douglas Co. Bd. Of Comm.	7737		7/Nonpoint Source (Health Center)	820,000	820,000
	63	Douglas Co. Bd. Of Comm.	7772		7/Nonpoint Source (Office on Aging)	200,000	200,000
	37	Douglas Co. SID #128	7695	NE0113077	1/WWT Rehab & 3B/Sewer Replacement	480,000	480,000
F	55	DuBois	7847	NE0121452	2/Lagoon, Land App., & 3B/Sewer Rehab	1,000,000	1,000,000
	31	Dwight	7773	NE0046175	4A/Sewer Ext & 4B/LS	290,000	290,000

2013 IUP *P OR F (Proposed)	2013 IUP Priority Points	FACILITY	PROJ #C31	NPDES #	CWSRF NEEDS	2012 EST COST	Estimated SRF Loan
	44	Eagle	7592	NE0112062	1/WWTF Clarifier Drives & 3A/Sewer Rehab	395,000	395,000
	31	Eddyville	7774	NE0960041	3B/Sewer Rehab & 4B/LS	100,000	100,000
	31	Edgar	7517		3B/Sewer Replacement & 1/Lagoon Fence	190,000	190,000
	70	Edison	7775	NE0023817	1/Sludge Drying Beds & 3B/Sewer Rehab	150,000	150,000
	31	Elgin	7848	NE0039811	3B/Sewer Replace & 7/NPS	425,000	425,000
	42	Elwood	7697	NE0031755	1/Lagoon Rehab	200,000	200,000
	34	Emerson	7644	NE0111406	2/WTP Dechlorination	100,000	100,000
	85	Emmet	7556	NE0122271	2/Land App	120,000	120,000
	27	Exeter	7518	NE0040941	3/B Sewer Replacement	100,000	100,000
	71	Fairfield	7777	NE0045152	1/Lagoon Rehab & 4B/Pump Replacement	320,000	320,000
	66	Fairmont	7849	NE0042374	3A/Sewer Lining	200,000	200,000
	80	Falls City	7669	NE0021148	3A/Sewer Rehab & 1/WWT Grit System	3,100,000	3,100,000
	55	Farnam	7567	NE0021512	1/Lagoon	500,000	500,000
	51	Farwell	7778		3A/Sewer Rehab	50,000	50,000
	61	Firth	7698	NE0112241	3B/Sewer Line Replace & 2/Lagoon Sludge Removal	600,000	600,000
	69	Fort Calhoun	7417	NE0021113	3B/Sewer Replacement	300,000	300,000
	64	Fremont	7879	NE0031381	1/Odor control; 3A/Sewer replacement or lining	150,000	150,000
	29	Friend	7880	NE0024007	3A/I & I Correction	100,000	100,000
	93	Fullerton	7393	NE0026638	1/Lagoon Dredging & Monitoring Wells	300,000	300,000
	55	Funk	7779	NE0045195	1/Lagoon Expansion	425,000	425,000
F	58	G & PC Mormon Isl SRA	7881		4B/New Interceptor Sewers	500,000	500,000
	51	Garland	7882	NE0023931	3A/Sewer repair / replacement or lining	250,000	250,000
	43	Geneva	7701	NE0031763	2/WWT Upgrade & 3B/Sewer Rehab	1,500,000	1,500,000
	64	Genoa	7486	NE0027341	3B/Sewer Replacement	300,000	300,000
	33	Gibbon	7535	NE0029297	3B/Sewer Improvements & 4A/Sewer Extension & 4B/LS & NPS	750,000	750,000
	41	Giltner	7440	NE0045209	1/Lagoon Rehab & 3B/Sewer Rehab	150,000	150,000

2013 IUP *P OR F (Proposed)	2013 IUP Priority Points	FACILITY	PROJ #C31	NPDES #	CWSRF NEEDS	2012 EST COST	Estimated SRF Loan
	37	Glenvil	7780	NE0045209	1/Sludge removal & 3A/Video inspection & sewers	85,000	85,000
	52	Gordon	7135	NE0039837	1/WWT Upgrade & 3B/Sewer Replace & 4B/LS	5,790,000	4,900,000
	33	Gordon	7608		7/Nonpoint Source	750,000	750,000
F	86	Gosper Co. SID #1 (Johnson Lake)	7883		2A/Lagoon Upgrade	675,000	675,000
	80	Gothenburg	7781	NE0047376	2/WWT Upgrade, Land App & 3B/Sewer Replace	2,600,000	2,600,000
F	74	Grand Island	7867	NE0043702	4B/Regional Interceptor to I-80	3,500,000	3,500,000
	45	Greeley	7884	NE0049212	2/WWTF	754,000	754,000
F	70	Gresham	7045	NE0027359	2/Lagoon Expansion or Land App & 4B/LS & 7/NPS	560,000	560,000
	35	Gretna	7569		4B/Lift Station Upgrade & Interceptor	2,700,000	2,700,000
	61	Guide Rock	7742	NE0021601	3B/Sewer Rehab	100,000	100,000
	61	Haigler	7885		7/Nonpoint Source	100,000	100,000
	41	Hallam	7396	NE0028282	1/Lagoon Rehab	200,000	200,000
	45	Hardy	7782	NE0045225	1/Lagoon Upgrades	150,000	150,000
F	39	Hartington	7471	NE0049115	7/Nonpoint Source & 1/WWT Panel & 3/B Sewer Rehab	400,000	400,000
	45	Hay Springs	7441	NEG960001	3B/Sewer Replacement & 1/Lagoon Upgrade & 7/NPS	1,080,000	1,080,000
	70	Hazard	7850		3B/Sewer Rehab	60,000	60,000
F	88	Hebron	7886	NE0024252	1/Mech screening improvements at the main lift station	540,000	540,000
	43	Hemingford	7221	NE0020893	1/Lagoon Upgrade & 3B/Sewer Replace & NPS	288,500	288,500
	27	Henderson	7442		4B/Sewer Extension	250,000	250,000
	42	Hershey	7342		4B/Sewer Extension	280,000	276,000
F	44	Hickman	7887	NE0046183	2/UV Disinfection	500,000	500,000
	43	Hickman	7398	NE0046183	3B/Sewer Rehab & 4B/Trunk Sewers	1,700,000	1,700,000
	28	Hickman	7674	NE0046183	7/Nonpoint Source	2,900,000	2,900,000
	76	Hildreth	7851		3B/Sewer Rehab & 1/Seal Lagoon	150,000	150,000
	62	Holbrook	7783	NE0023833	4B/LS Upgrades	46,000	46,000
	33	Holdrege	7704	NE0021202	4A/Sanitary Sewer ext & 4B/Lift station improvements	450,000	450,000
	41	Holstein	7784	NE0026484	1/Lagoon Lining	150,000	150,000

2013 IUP *P OR F (Proposed)	2013 IUP Priority Points	FACILITY	PROJ #C31	NPDES #	CWSRF NEEDS	2012 EST COST	Estimated SRF Loan
	52	Homer	7785	NE0025453	1/Lagoon Riprap	60,000	60,000
	50	Hoskins	7372	NE0029289	1/Lagoon Upgrade & 4B/LS Upgrade & 3B/Sewer Rehab	830,000	830,000
	45	Hubbard	7558	NE0041319	1/Lagoon Expansion	600,000	600,000
	82	Humboldt	7092	NE0049085	1/WWT Upgrade & 4B/Interceptor, LS	1,200,000	1,200,000
	41	Humphrey	7443	NE0049085	2/Lagoon Expansion, Land App & 3B/Sewer Rehab	835,000	835,000
	78	Imperial	7399	NE0021491	2/Lagoon Exp & Land App, 3B/Sewer Rehab, 4A/Sewer Ext	1,000,000	1,000,000
	64	Imperial	7726	NE0021491	4B/Interceptor SE development	250,000	250,000
	63	Imperial	7400	NE0021491	7/Nonpoint Source	800,000	800,000
	76	Ithaca	7570	NE0131750	1/Lagoon Riprap & 3A/Manhole Rehab	150,000	150,000
	61	Ithaca	7571	NE0131750	7/Nonpoint Source	150,000	150,000
P	55	Jansen	7786	NE0045233	1/Lagoon Improvements & 3A/Sewer Rehab	1,500,000	1,500,000
	86	Juniata	7401	NE0028100	2/Land App & 4B/LS & 3B/Sewer Repl & 4A/Sewer Ext	535,000	535,000
F	58	Kearney	7865		4A, 4B/Sanitary Sewer Improvements	3,000,000	3,000,000
	64	Kearney	7346		4A, 4B/Sanitary Sewer Improvements	30,000,000	10,000,000
	47	Kenesaw	7445	NE0021555	1/Land App, Meters & 3B/Sewer Replacement	1,500,000	1,500,000
	65	Kilgore	7371		1/Lagoon&4A/Collect	400,000	400,000
	48	Kimball	7446	NE0021644	1/Effluent Pipe, Fence & 4B/Interceptors	1,600,000	1,600,000
	67	Lake Maloney	7660		4A/New Collection System & 4B/Lift Station/Force Main	10,000,000	10,000,000
	60	Lakewood Subdiv.	7796	NE0113590	4B/Connect to City of Kearney & 3B/Sewer Rehab	500,000	500,000
F	90	Lancaster Co. SID #5 (Cheney)	7404	NE0129551	2/Lagoon Expansion, Land Application	350,000	350,000
	67	Laurel	7829	NE0023922	2/WWT Upgrades	1,500,000	1,500,000
	51	Leigh	7706	NE0112101	3A/Sewer Rehab	150,000	150,000
F	75	Lewiston	7572	NE0026051	1/Lagoon Upgrade	572,286	572,286
F	104	Lexington	7676	NE0042668	1/WWTP; SCADD upgrade; Pump station No. 1 upgrade	5,275,000	5,275,000
F	87	Lincoln	7866	NE0036820	1/Theresa Street Treatment Plant Improvements	8,000,000	8,000,000
	77	Lincoln	7733	NE0036820	3B, 3A, 4B/Sanitary Sewer Improvements	5,600,000	5,600,000

2013 IUP *P OR F (Proposed)	2013 IUP Priority Points	FACILITY	PROJ #C31	NPDES #	CWSRF NEEDS	2012 EST COST	Estimated SRF Loan
	87	Lincoln	7637		1/WWT Improvements	5,050,000	5,050,000
	67	Lincoln	7888	NE0133671	6/Watershed Management	770,000	770,000
	75	Lindsay	7839		3A/Manhole Rehab, Sewer Rehab/Replace & 4B/LS	790,000	790,000
P	50	Linwood	7554		1/Lagoon & 4A/Collection System	400,000	400,000
	76	Litchfield	7707	NE0039870	1/Sludge Removal & 3B/Sewer Rehab	80,000	80,000
	50	Long Pine	7214	NE0113344	3A/San Sewer Rehab, SSO, & Lagoon Upgrade	200,000	200,000
	65	Loomis	7677	NE0045241	1/Lagoon Expansion w/Land Application	900,000	900,000
	60	Lorton	7294		4A/Collector & 1/Lagoon	440,000	440,000
	69	Louisville	7889	NE0024228	2/VFD installation sewer repair	28,500	28,500
	87	Loup City	7611	NE0045250	2/New Lagoon or I/I/Dewater & 3A/Sewer Rehab	4,200,000	4,200,000
	68	Lower Big Blue NRD	7709		7/Lower Turkey Watershed	2,600,000	2,600,000
	48	Lower Big Blue NRD	7708		7/Big Indian Watershed	500,000	500,000
	80	Lyman	7237	NE0112208	1/Lagoon Exp & 4B/LS Replacement	400,000	400,000
	80	Lynch	7852	NE0049204	1/WWT upgrade	250,000	250,000
	78	Lyons	7710	NE0049182	2/Lagoon, Land App & 3B/Sewer/Manhole Rehab	205,000	205,000
	44	Madison	7853	NE0049174	3A/Sewer Replace & 7/NPS	325,000	325,000
F	110	Madrid	7574	NE0040037	1/WWT Upgrade & 4A/Sewer Extension	950,000	950,000
	46	Malcolm	7797	NE0024261	1/WWT Grit System & 3B/Sewer Replace & 7/NPS	220,000	220,000
	45	Malmo	7206	NE0121924	1/Lagoon Rehab & New Cell	200,000	200,000
	45	Manley	7890	NE0042340	3A/Repair broken sewer lines; dredge existing lagoons	300,000	300,000
F	61	Marquette	7613	NE0046213	4B/New Lift Station	100,000	100,000
	80	Mason City	7711	-	1/Lagoon, New Cell & 3B/Sewer Rehab & 4B/LS	900,000	900,000
F	61	Maxwell	7832	NE0039845	1/Seal Lagoon	80,000	80,000
F	78	McCook	7739	NE0021504	1/WTP Sludge Lagoons	790,000	790,000
	78	McCook	7495	NE0021504	2/WWT Upgrade	625,000	625,000
	72	McCook	7738	NE0021504	4B/Interceptors, LS/FM	2,460,000	2,460,000
	78	McCook	7740	NE0021504	1/Water Meter Replacement	875,000	875,000
F	81	McCool Junction	7525	NE0121932	2/Lagoon Upgrade, Land App & 3B/Sewer Rehab	315,000	315,000

2013 IUP *P OR F (Proposed)	2013 IUP Priority Points	FACILITY	PROJ #C31	NPDES #	CWSRF NEEDS	2012 EST COST	Estimated SRF Loan
	45	McLean	7891		1/Lagoon Rehab & 3A/Sanitary Sewer Rehab	100,000	100,000
P	50	Mead	7854	NE0024309	1/Rehab existing WWTF	2,290,000	2,290,000
P	55	Meadow Grove	7428	NE0030741	2/WWT Rehab & 3B/Sewer Replacement	500,000	500,000
	45	Melbeta	7855		3B/Sewer Replace	75,000	75,000
	64	Milford	7121	NE0024333	3B/Sewer Replacement	200,000	200,000
	45	Miller	7798	NE0044997	2/Lagoon Fence, Land App & 3B/Sewer Rehab	150,000	150,000
	41	Milligan	7296	NE0039853	1/Lagoon Expansion, Force Main	200,000	200,000
	26	Milligan	7799	NE0039853	7/Nonpoint Source	105,000	105,000
	78	Minatare	7800	NE0043290	1/New Lagoon Aerator	530,000	530,000
	31	Minden	7408	NE0025411	4B/LS & 2/WWT Improvements	300,000	300,000
	26	Minden	7712	NE0025411	7/Nonpoint Source	500,000	500,000
	82	Mitchell	7249	NE0026123	1/Lagoon Expansion & Water Meters	3,250,000	3,250,000
	68	Morrill	7496		4A/Sewer Ext	350,000	350,000
	67	Morrill	7350		7/Nonpoint Source	1,000,000	1,000,000
	55	Morse Bluff	7540		4A/New Collection System & Lagoon	400,000	400,000
	82	MUD-Florence	7645	NE0000914	2/WTP Dechlorination	500,000	500,000
	82	MUD-Platte River	7646	NE0000906	2/WTP Dechlorination	500,000	500,000
	76	Mullen	7892	NE0133329	1/Lagoon improvements	125,000	125,000
	70	Mullen	7614	NE0133329	3B/Sewer Replacement & 4B/LS	1,300,000	1,300,000
	47	Murray	7713	NE0032107	3A/Sewer Rehab	200,000	200,000
	80	Naponee	7856	NE0133523	1/Lagoon Clean/Seal	150,000	150,000
	68	Nebraska City	7801	NE0021245	7/Nonpoint Source	200,000	200,000
	31	Neligh	7893	NE0037010	4A & 4B/New Sewers & Lift Stations	650,000	650,000
	95	Nemaha	7130	NE0121304	1/Wetland Rehab & 2/Chlor & 3B/S Replace& 4B/LS	150,000	150,000
	24	Nemaha NRD	7631		7/Duck & Buck Watershed	2,500,000	2,500,000
	47	Newman Grove	7802	NE0030996	1/Upgrade Sewer Bldg & 3B/Sewer Rehab	65,000	65,000
	50	Newport	7803	NE0114910	1/Sludge Removal	60,000	60,000
	65	Niobrara	7297	NE0030716	1/Lagoon Upgrade & 4A/Sewer Extension	1,500,000	1,500,000

2013 IUP *P OR F (Proposed)	2013 IUP Priority Points	FACILITY	PROJ #C31	NPDES #	CWSRF NEEDS	2012 EST COST	Estimated SRF Loan
	80	Norfolk	7541	NE0033421	1/WWT Equip Replace & 4B/SW & Ta Ha Zouka Interceptors	3,350,000	3,500,000
	45	North Loup	7615	NE0029173	2/New Lagoon & 3B/Sewer Replace & 3A/Sewer Lining	780,000	780,000
	70	North Platte	7681	NE0032891	3B/Sewer Rehab	7,000,000	7,000,000
	50	Oakdale	7578	NE0049069	3B/Sewer Replace & 4B/LS Gen & 4B/Eff LS/Force Main	350,000	350,000
	35	Oconto	7682		3B/Sewer Replace	500,000	500,000
	80	Odell	7324	NE0040975	1/Lagoon	350,000	350,000
	46	Ogallala	7500	NE0040045	3B/Sewer Replacement	1,400,000	1,400,000
	45	Ogallala	7412	NE0040045	7/Nonpoint Source	1,500,000	1,500,000
P	97	Omaha	7735	NE0133680	3B & 5/Sanitary Sewer Improvements	362,603,000	10,000,000
	92	Omaha	7734	NE0112810	1/WWT Improvements	44,788,000	10,000,000
	80	O'Neill	7352	NE0049051	2/WWT Upgrade & 3B/Sewer Replacement	2,060,000	2,060,000
	61	O'Neill	7580		7/Nonpoint Source	420,000	420,000
	64	Ord	7456	NE0024392	3B/Sewer Extension	500,000	500,000
	41	Orleans	7542	NE0045268	1/Lagoon Rehab	200,000	200,000
	74	Oshkosh	7805	NE0021181	1/Lagoon Sludge Removal	75,000	75,000
	41	Osmond	7205	NE0040029	3B/Sewer Rehab	250,000	250,000
	66	Oxford	7543		4B/LS Rehab & 3B/Sewer Replacement	185,000	185,000
	61	Oxford	7716		7/Nonpoint Source	200,000	200,000
	76	Palisade	7299	NE0026115	1/Lagoon; 3A & 3B/Sewer & 4B/LS Replacement/Upgrade; SSO	290,000	290,000
	27	Palmyra	7300		3B/Sewer Replacement	100,000	100,000
	31	Panama	7857	NE0046256	3A/Sewer Rehab	225,000	225,000
	67	Papio-Mo River NRD	7806		7/Zorinsky Wetland	2,000,000	2,000,000
	63	Papio-Mo River NRD	7729		7/Glacier Creek Prairie Wetlands	1,800,000	1,800,000
	63	Papio-Mo River NRD	7730		7/Heron Haven Aquatic Restoration	1,600,000	1,600,000
	28	Papio-Mo River NRD	7632		7/Pigeon-Jones Watershed	6,500,000	6,500,000
	56	Paxton	7807	NE0041289	2/Lagoon, Land App & 3B/Sewer Rehab & 4/A Sewer Ext	495,000	495,000

2013 IUP *P OR F (Proposed)	2013 IUP Priority Points	FACILITY	PROJ #C31	NPDES #	CWSRF NEEDS	2012 EST COST	Estimated SRF Loan
	48	Pender	7582	NE0040908	3B/Sewer Rehab	400,000	400,000
	39	Pender	7717	NE0040908	7/Nonpoint Source	200,000	200,000
P	52	Peru	7650	NE0112232	1/Lagoon Upgrade & 4B/LS & Outfall FM	1,000,000	1,000,000
	91	Petersburg	7808	NE0029157	2/UV Disinfection; WWTP Upgrade; 3B/Sewer Replacement	140,000	140,000
	65	Phillips	7504	NE0124311	1/Lagoon expansion & 4A/Sewer main extension	740,000	740,000
	66	Pilger	7858	NE0027294	3B/Sewer Rehab	100,000	100,000
	28	Plainview	7905	NE0021741	7/NPS project	400,000	400,000
F	120	Plattsmouth	7834	NE0021121	5/CSO-Phase 2	2,640,000	2,636,090
	87	Plattsmouth	7894	NE0021121	1/New WWTF	8,150,000	8,150,000
	71	Plattsmouth	7652	NE0021121	4B/Schilling/Schmidt 24" Interceptor	1,050,000	1,050,000
	71	Plattsmouth	7583	NE0021121	4B/Southwest Sanitary Sewer	1,400,000	1,400,000
	45	Pleasant Dale	7505	NE0045284	1/Lagoon Rehab & 3B/Sewer Rehab & 7/NPS	520,000	520,000
	47	Pleasanton	7415		3B/Sewer Replacement	100,000	100,000
	80	Plymouth	7809	NE0040894	1/Lagoon Rehab & 3B/Sewer Rehab	900,000	900,000
P	52	Polk	7621		4B/LS Rehab	75,000	75,000
	51	Polk	7895		3A/Install water meters. Remove sludge; CCTV sewers and clean	190,000	190,000
	44	Ponca	7355	NE0021687	3A/Sewer Replace	200,000	200,000
	56	Prague	7653	NE0111325	2/WTP Dechlorination	100,000	100,000
	69	Ravenna	7622	NE0021547	3B/Sewer Rehab	200,000	200,000
F	65	Raymond	7545	NE0046281	1/New WWT	750,000	750,000
	80	Republican City	7810	NE0021636	1/Lagoon Rehab & 3B/Sewer Rehab	360,000	360,000
	31	Riverdale	7718		3B/Sewer Replace	200,000	200,000
	60	Rockville	7811	NE0114847	1/Rip-rap on lagoon slopes; Remove sludge; Lift station rehab; Back-up power generator and electrical	320,000	320,000
	45	Roseland	7546	NE0045306	1/Lagoon Expansion	400,000	400,000
	29	Rushville	7472		3A/Sewer Rehab I/I	90,000	90,000
	24	Rushville	7473		7/Nonpoint Source	125,000	125,000

2013 IUP *P OR F (Proposed)	2013 IUP Priority Points	FACILITY	PROJ #C31	NPDES #	CWSRF NEEDS	2012 EST COST	Estimated SRF Loan
	90	Salem	7356		4A/Collector & 1/Lagoon	1,700,000	1,700,000
	48	Schuyler	7860	NE0042358	1/Additional lagoon cell for land app & 3/Manhole rehab/sewer lining; New pivot	1,600,000	1,600,000
	76	Scotia	7812	NE0023973	2/Lagoon Upgrade	225,000	225,000
	70	Scottsbluff	7316	NE0036315	3A/Collection System Improvements	2,500,000	2,500,000
	65	Scottsbluff	7555	NE0036315	6/Storm Water Management	718,000	718,000
	82	Scribner	7624	NE0023787	2/WWT Upgrade, 3A/Sewer Rehab & 4A/Sewer Ext WTP	1,100,000	1,100,000
	63	Seward	7727	NE0023876	1/WWT Upgrade Priority Projects-Phase 1	2,032,000	2,032,000
	47	Seward	7625	NE0023876	1/WWT Upgrade & 4A/Lift Station Replace-Phase 2	3,900,000	3,900,000
	33	Seward	7906	NE0023876	3B/Pump replacement & Collection system rehab	1,180,000	1,180,000
	49	Shelton	7585		3B/Sewer Rehab	70,000	70,000
	31	Shickley	7896		Camera san sewer lines; repair outfall lines at WWTF	150,000	150,000
P	55	Shubert	7633	NE0021725	2/New WWT & 3A/Sewer Rehab	620,000	620,000
P	65	South Bend	7088		4A/New Collection System & LS	780,000	782,000
F	107	South Sioux City	7835		2/New WWTF	13,000,000	13,000,000
	80	South Sioux City	7656	NE0110736	2/WTP Dechlorination	250,000	250,000
	73	South Sioux City	7814		4B/LS & 3A/Manhole Rehab	375,000	375,000
	50	Spencer	7363	NE0049042	2/WWT Improvements & 3B/Sewer Replacement	500,000	500,000
	31	Sprague	7897		Lift station repairs; NPS - water treatment; back up systems	95,000	95,000
	66	St. Edward	7898	NE0027332	4B/LS repair, 2/Water meters, 7/Stormwater upgarade	350,000	350,000
	88	St. Paul	7655	NE0027324	1/Aeration Renov & Backwash Sanitary Discharge Basin	700,000	700,000
	68	Stanton	7816	NE0029343	3A/Sewer Rehab	1,000,000	1,000,000
	36	Stapleton	7126	NE0047287	3B/Lift Station & 3A/Collection	216,500	216,500
	66	Sterling	7588	NE0040967	3B/Sewer Replacement	400,000	400,000
F	68	Stromsburg	7683	NE0024325	2/Lagoon Aeration & 3B/Sewer Rehab & 4B/FM	1,215,000	1,215,000
	71	Stuart	7899	NE0023949	1/Sludge holding tank at WWTP & 3B/Collec sys repair	705,000	705,000
	41	Sumner	7817	NE0045322	1/Sludge Removal & 3A/Sewer Rehab	80,000	80,000

2013 IUP *P OR F (Proposed)	2013 IUP Priority Points	FACILITY	PROJ #C31	NPDES #	CWSRF NEEDS	2012 EST COST	Estimated SRF Loan
F	102	Superior	7818	NE0023809	1/Repair WWTP & 3A/Sewer Slipline & 7/NPS	1,800,000	1,800,000
	58	Sutherland	7365	NE0114855	1/Lagoon Expansion & Aeration	625,000	625,000
	63	Syracuse	7900	NE0040282	2/UV disinfection and sewer repair	1,219,000	1,219,000
	45	Table Rock	7511	NE0023868	2/New WWTP	4,000,000	4,000,000
	79	Tecumseh	7819	NE0030911	3A/Sewer Rehab & effluent meter	240,000	244,000
	39	Tekamah	7820	NE0123072	3A/Sewer Rehab	160,000	160,000
	64	Terrytown	7719		4B/LS's	150,000	150,000
	91	Theford	7901		1/Lagoon repair	165,000	165,000
F	82	Tilden	7376	NE0027910	1/WWT Upgrade & 3A/Sewer Replacement	2,550,000	2,550,000
	42	Trenton	7862		4B/LS Upgrade	60,000	60,000
	27	Trumbull	7821		3B/Manhole & Sewer Rehab	50,000	50,000
F	50	Ulysses	7600	NE0024368	1/Lagoon Upgrade & Land Application & 3A/Sewer Rehab & 4B/LS	595,000	595,000
	26	Ulysses	7720	NE0024368	7/Nonpoint Source	100,000	100,000
	76	Upland	7822	NE0027952	1/Sludge Removal	60,000	60,000
	76	Valentine	7628	NE0051489	2/WWT Upgrades	75,000	75,000
	70	Valentine	7902		4B/New Interceptor (retire 2 LSs)	2,500,000	2,500,000
	66	Valentine	7459	NE0051489	4A/Sewer Extension	270,000	270,000
	68	Valley	7823		3A/Sewer Rehab	800,000	800,000
	31	Valparaiso	7721	NE0112976	3A/Sewer Lining	210,000	210,000
	76	Verdon	7722	NE0027928	1/Lagoon Dredging	100,000	100,000
	46	Wahoo	7589	NE0021679	2/WWT Upgrades, 3B/Sewer Rehab, 4B/Interceptor Sewers	1,500,000	1,500,000
F	44	Wakefield	7222	NE0049018	4B/Lift Station Replacement	302,500	302,500
	58	Wakefield	7824	NE0049018	2/WWT Upgrade	500,000	500,000
	39	Wakefield	7422	NE0049018	7/Nonpoint Source	250,000	250,000
	41	Waterbury	7514	NE0122220	3A/Sewer Rehab & 1/Lagoon Repairs & 4B/LS Pumps	100,000	100,000
	68	Waterloo	7863	NE0043311	3A/Sewer Relining	614,000	614,000

2013 IUP *P OR F (Proposed)	2013 IUP Priority Points	FACILITY	PROJ #C31	NPDES #	CWSRF NEEDS	2012 EST COST	Estimated SRF Loan
	66	Wauneta	7423	NE0023841	3B Sewer Replace & 4B/LS (sub), SCADA Improve	325,000	325,000
	26	Waverly	7825	NE0024406	7/Nonpoint Source	1,000,000	1,000,000
	43	Wayne	7903		1/Effluent Wash Fine Screen	150,000	150,000
	33	Wayne	7032	NE0033111	3B/Manhole Repair & 4B/Interceptor	1,000,000	1,000,000
	28	Wayne	7521	NE0033111	7/Nonpoint Source	950,000	950,000
	35	Western	7864	NE0042501	3A/Sewer Rehab	250,000	250,000
	78	Wilber	7826	NE0045373	1/WWT Headworks Facility & 3B/Sewer Rehab	980,000	980,000
	41	Wilcox	7304	NE0045381	1/Lagoon Expansion	425,000	425,000
	57	Winnebago	7904		4B/Portable generator	75,000	75,000
	45	Winside	7827	NE0043320	2/WWTF & 3B/Sewer Rehab	1,000,000	1,000,000
	85	Winslow	7425	NE0026069	1/Lagoon Exp & 3A/Sewer Rehab & 4B/LS	600,000	600,000
F	74	Wisner	7426	NE0023957	3A/Sewer Rehab (Inflow Minimization)	300,000	300,000
	63	Wood River	7590	NE0021661	1/Aerat RBC, 3B/Sewer Rehab & 4A/Sewer Ext & 7/NPS	420,000	420,000
	64	Wymore	7724	NE0021130	3B/Sewer Repair/Replace	250,000	250,000
	60	Wynot	7591	NE0127663	1/Lagoon Expansion	500,000	500,000
	73	York	7091	NE0040932	2/UV Disinfection, WWT Upgrade	800,000	800,000
	44	York	7370	NE0040932	7/Nonpoint Source	300,000	300,000
	63	Yutan	7828	NE0024376	1/WWT Rehab, Land App, 3B/Sewer Replace, & 4B/LS	650,000	650,000
					(Estimated) Total Projected Projects	\$771,598,886	\$363,465,976

Legend

1	Secondary Treatment
2	Advanced Treatment
3A	Infiltration/Inflow Correction
3B	Sewer Replacement
4A	New Collector Sewers
4B	New Interceptor Sewers
5	Combined Sewer Overflows
6	Storm Water
7	Nonpoint Source
SSO	Sanitary Sewer Overflow Need Identified

APPENDIX B1-a
CWSRF List of Nebraska Communities and SIDs

All Nebraska communities and Sanitary Improvement Districts (SID) in this Appendix may have aging infrastructure or other wastewater issues that are not listed on the current Funding or Planning lists, but may still need investigation, maintenance, and/or replacement. Being included in this IUP and on this list does not mean the community or SID will need, seek out, or receive funding from the CWSRF, but it does recognize the community's or SID's possible future needs which may be undocumented at this time. These communities and SIDs have been given zero (0) points, while still recognizing there is likely a potential need in the thousands of dollars in each community.

TOWN	2010 POP*	2006-2010 Est. MHI**	TOWN	2010 POP*	2006-2010 Est. MHI**	TOWN	2010 POP*	2006-2010 Est. MHI**
Abie	69	\$38,393	Aurora	4,479	\$52,188	Benkelman	953	\$33,068
Adams	573	\$46,111	Avoca	242	\$38,750	Bennet	719	\$60,417
Ainsworth	1,728	\$24,250	Axtell	726	\$47,961	Bennington	1,458	\$66,250
Albion	1,650	\$38,343	Ayr	94	\$47,083	Bertrand	750	\$41,667
Alda	642	\$41,563	Bancroft	495	\$35,114	Berwyn	83	\$58,750
Alexandria	177	\$34,167	Barada	24	\$29,375	Big Springs	400	\$34,688
Allen	377	\$41,184	Barneston	116	\$26,719	Bladen	237	\$43,333
Alliance	8,491	\$42,473	Bartlett	117	\$42,639	Blair	7,990	\$56,049
Alma	1,133	\$41,484	Bartley	283	\$39,659	Bloomfield	1,028	\$30,250
Alvo	132	\$35,417	Bassett	619	\$31,875	Bloomington	103	\$34,219
Amherst	248	\$47,500	Battle Creek	1,207	\$49,931	Blue Hill	936	\$41,500
Anoka	6		Bayard	1,209	\$35,417	Blue Springs	331	\$31,250
Anselmo	145	\$39,500	Bazile Mills	29	\$72,917	Boelus	189	\$26,442
Ansley	441	\$43,438	Beatrice	12,459	\$37,500	Boys Town	745	\$63,125
Arapahoe	1,026	\$36,641	Beaver City	609	\$22,813	Bradshaw	273	\$47,368
Arcadia	311	\$40,882	Beaver Crossing	403	\$40,833	Brady	428	\$49,318
Arlington	1,243	\$54,667	Bee	191	\$47,000	Brainard	330	\$49,688
Arnold	597	\$43,438	Beemer	678	\$30,761	Brewster	17	\$19,688
Arthur	117	\$43,500	Belden	115	\$53,750	Bridgeport	1,545	\$36,188
Ashland	2,453	\$45,463	Belgrade	126	\$40,972	Bristow	65	\$40,750
Ashton	194	\$29,653	Bellevue	50,137	\$56,761	Broadwater	128	\$26,944
Atkinson	1,245	\$37,286	Bellwood	435	\$44,167	Brock	112	\$24,688
Atlanta	131	\$54,125	Belvidere	48	\$47,750	Broken Bow	3,559	\$39,464
Auburn	3,460	\$40,550	Benedict	234	\$40,357	Brownville	132	\$35,833

Appendix B1a

TOWN	2010 POP*	2006-2010 Est. MHI**	TOWN	2010 POP*	2006-2010 Est. MHI**	TOWN	2010 POP*	2006-2010 Est. MHI**
Brule	326	\$33,958	Clearwater	419	\$31,667	David City	2,906	\$38,081
Bruning	279	\$29,583	Clinton	41	\$63,750	Dawson	146	\$46,875
Bruno	99	\$35,000	Cody	154	\$45,833	Daykin	166	\$36,875
Brunswick	138	\$36,667	Coleridge	473	\$33,269	Decatur	481	\$34,844
Burchard	82	\$48,333	Colon	110	\$47,500	Denton	190	\$49,750
Burr	57	\$47,188	Columbus	22,111	\$47,175	Deshler	747	\$45,859
Burton	10	\$22,083	Comstock	93	\$13,500	DeWeese	67	\$17,083
Burwell	1,210	\$33,125	Concord	166	\$43,000	DeWitt	513	\$51,786
Bushnell	124	\$35,278	Cook	321	\$46,207	Diller	260	\$31,406
Butte	326	\$27,063	Cordova	137	\$32,917	Dix	255	\$35,250
Byron	83	\$19,750	Cornlea	36	\$73,036	Dixon	87	\$27,750
Cairo	785	\$54,350	Cortland	482	\$60,417	Dodge	612	\$36,810
Callaway	539	\$46,750	Cotesfield	46	\$29,167	Doniphan	829	\$55,625
Cambridge	1,063	\$43,472	Cowles	30	\$63,750	Dorchester	586	\$39,821
Campbell	347	\$20,250	Cozad	3,977	\$38,922	Douglas	173	\$36,429
Carleton	91	\$29,792	Crab Orchard	38	\$35,625	DuBois	147	\$38,750
Carroll	229	\$44,107	Craig	199	\$30,625	Dunbar	187	\$46,111
Cedar Bluffs	610	\$40,694	Crawford	997	\$35,938	Duncan	351	\$47,500
Cedar Creek	390	\$54,028	Creighton	1,154	\$31,927	Dunning	103	\$53,162
Cedar Rapids	382	\$35,714	Creston	203	\$41,875	Dwight	204	\$61,500
Center	94	\$19,107	Crete	6,960	\$39,576	Eagle	1,024	\$57,500
Central City	2,934	\$38,705	Crofton	726	\$37,917	Eddyville	97	\$53,281
Ceresco	889	\$61,983	Crookston	69	\$41,563	Edgar	498	\$23,750
Chadron	5,851	\$29,522	Culbertson	595	\$43,438	Edison	133	\$21,875
Chambers	268	\$33,438	Curtis	939	\$37,882	Elba	215	\$35,208
Chapman	287	\$41,833	Cushing	32	\$50,000	Elgin	661	\$36,923
Chappell	929	\$38,250	Dakota City	1,919	\$53,854	Elk Creek	98	\$40,238
Chester	232	\$42,292	Dalton	315	\$46,458	Elm Creek	901	\$44,327
Clarks	369	\$35,625	Danbury	101	\$24,000	Elmwood	634	\$46,071
Clarkson	658	\$52,596	Dannebrog	303	\$41,875	Elsie	106	\$29,583
Clatonia	231	\$45,833	Davenport	294	\$35,250	Elwood	707	\$45,714
Clay Center	760	\$43,553	Davey	154	\$63,250	Elyria	51	\$27,500

TOWN	2010 POP*	2006-2010 Est. MHI**	TOWN	2010 POP*	2006-2010 Est. MHI**	TOWN	2010 POP*	2006-2010 Est. MHI**
Emerson	840	\$42,578	Giltner	352	\$55,000	Hebron	1,579	\$34,000
Emmet	48	\$32,500	Glensvil	310	\$48,125	Hemingford	803	\$42,589
Endicott	132	\$51,250	Goehner	154	\$49,375	Henderson	991	\$40,060
Ericson	92	\$27,188	Gordon	1,612	\$35,417	Hendley	24	\$26,705
Eustis	401	\$46,750	Gothenburg	3,574	\$41,625	Henry	106	\$31,500
Ewing	387	\$30,250	Grafton	126	\$40,208	Herman	268	\$45,833
Exeter	591	\$45,500	Grand Island	48,520	\$43,495	Hershey	665	\$63,929
Fairbury	3,942	\$37,750	Grant	1,165	\$45,893	Hickman	1,657	\$62,330
Fairfield	387	\$34,107	Greeley	466	\$44,583	Hildreth	378	\$45,655
Fairmont	560	\$38,690	Greenwood	568	\$50,375	Holbrook	207	\$44,286
Falls City	4,325	\$30,018	Gresham	223	\$19,968	Holdrege	5,495	\$42,033
Farnam	171	\$27,083	Gretna	4,441	\$67,375	Holstein	214	\$35,833
Farwell	122	\$39,531	Gross	2		Homer	549	\$41,071
Filley	132	\$37,500	Guide Rock	225	\$27,500	Hooper	830	\$41,852
Firth	590	\$49,875	Gurley	214	\$43,917	Hordville	144	\$35,938
Fordyce	139	\$40,417	Hadar	293	\$55,179	Hoskins	285	\$47,500
Fort Calhoun	908	\$54,013	Haigler	158	\$53,542	Howells	561	\$37,438
Foster	51	\$72,604	Hallam	213	\$65,682	Hubbard	236	\$43,125
Franklin	1,000	\$33,533	Halsey	76	\$41,250	Hubbell	68	\$32,813
Fremont	26,397	\$42,917	Hamlet	57	\$44,250	Humboldt	877	\$38,000
Friend	1,027	\$39,886	Hampton	423	\$50,500	Humphrey	760	\$50,172
Fullerton	1,307	\$31,860	Harbine	49	\$45,250	Huntley	44	\$32,500
Funk	194	\$53,750	Hardy	159	\$30,625	Hyannis	182	\$38,125
Gandy	32	\$29,063	Harrison	251	\$23,125	Imperial	2,071	\$42,070
Garland	216	\$47,500	Hartington	1,554	\$39,583	Indianola	584	\$62,500
Garrison	54	\$23,750	Harvard	1,013	\$41,307	Inglewood	325	\$38,393
Geneva	2,217	\$37,679	Hastings	24,907	\$41,997	Inman	129	\$29,063
Genoa	1,003	\$44,333	Hay Springs	570	\$25,809	Ithaca	148	\$55,000
Gering	8,500	\$44,175	Hayes Center	214	\$47,500	Jackson	223	\$45,000
Gibbon	1,833	\$47,593	Hazard	70	\$27,188	Jansen	118	\$41,667
Gilead	39	\$29,500	Heartwell	71	\$30,625	Johnson	328	\$44,861

Appendix B1a

TOWN	2010 POP*	2006-2010 Est. MHI**	TOWN	2010 POP*	2006-2010 Est. MHI**	TOWN	2010 POP*	2006-2010 Est. MHI**
Johnstown	64	\$43,750	Lynch	245	\$26,731	Monroe	284	\$47,969
Julian	59	\$83,036	Lyons	851	\$31,667	Moorefield	32	\$56,250
Juniata	755	\$43,472	Madison	2,438	\$44,485	Morrill	921	\$34,545
Kearney	30,787	\$43,920	Madrid	231	\$33,333	Morse Bluff	135	\$32,188
Kenesaw	880	\$53,529	Magnet	57	\$28,214	Mullen	509	\$28,750
Kennard	361	\$55,515	Malcolm	382	\$75,000	Murdock	236	\$56,364
Kilgore	77	\$70,313	Malmo	120	\$47,273	Murray	463	\$61,382
Kimball	2,496	\$43,421	Manley	178	\$54,375	Naper	84	\$30,893
La Vista	15,758	\$57,697	Marquette	229	\$41,563	Naponee	106	\$38,750
Lamar	23	\$75,625	Martinsburg	94	\$37,750	Nebraska City	7,289	\$43,069
Laurel	964	\$36,417	Maskell	76	\$46,250	Nehawka	204	\$44,821
Lawrence	304	\$31,607	Mason City	171	\$29,688	Neligh	1,599	\$32,946
Lebanon	80	\$32,813	Maxwell	312	\$51,458	Nelson	488	\$35,341
Leigh	405	\$41,607	Maywood	261	\$49,375	Nemaha	149	\$29,583
Leshara	112	\$38,438	McCook	7,698	\$38,974	Nenzel	20	
Lewellen	224	\$24,500	McCool Junction	409	\$52,083	Newcastle	325	\$33,750
Lewiston	68	\$58,750	McGrew	105	\$61,000	Newman Grove	721	\$37,321
Lexington	10,230	\$40,216	McLean	36	\$39,375	Newport	97	\$18,333
Liberty	76	\$29,167	Mead	569	\$66,250	Nickerson	369	\$28,750
Lincoln	258,379	\$48,846	Meadow Grove	301	\$43,750	Niobrara	370	\$40,347
Lindsay	255	\$47,188	Melbeta	112	\$15,625	Nora	21	\$25,625
Linwood	88	\$37,273	Memphis	114	\$46,250	Norfolk	24,210	\$40,415
Litchfield	262	\$42,784	Merna	363	\$43,625	Norman	43	\$41,875
Lodgepole	318	\$37,321	Merriman	128	\$24,375	North Bend	1,177	\$41,786
Long Pine	305	\$22,386	Milford	2,090	\$36,250	North Loup	297	\$19,821
Loomis	382	\$39,432	Miller	136	\$36,875	North Platte	24,733	\$40,507
Lorton	41	\$29,038	Milligan	285	\$35,000	Oak	66	\$38,542
Louisville	1,106	\$49,323	Minatare	816	\$36,333	Oakdale	322	\$31,389
Loup City	1,029	\$42,768	Minden	2,923	\$47,194	Oakland	1,244	\$45,345
Lushton	30	\$50,313	Mitchell	1,702	\$37,216	Obert	23	\$55,000
Lyman	341	\$28,929	Monowi	1		Oconto	151	\$31,667

Appendix B1a

TOWN	2010 POP*	2006-2010 Est. MHI**	TOWN	2010 POP*	2006-2010 Est. MHI**	TOWN	2010 POP*	2006-2010 Est. MHI**
Octavia	127	\$34,375	Pilger	352	\$38,500	Roseland	235	\$49,750
Odell	307	\$37,250	Plainview	1,246	\$35,875	Royal	63	\$54,286
Ogallala	4,737	\$42,786	Platte Center	336	\$45,625	Rulo	172	\$35,625
Ohioa	115	\$28,542	Plattsmouth	6,502	\$50,678	Rushville	890	\$29,036
Omaha	408,958	\$46,230	Pleasant Dale	205	\$62,708	Ruskin	123	\$34,583
O'Neill	3,705	\$38,310	Pleasanton	341	\$58,350	St. Edward	705	\$32,308
Ong	63	\$21,250	Plymouth	409	\$47,321	St. Helena	96	\$61,250
Orchard	379	\$26,953	Polk	322	\$37,500	St. Paul	2,290	\$43,125
Ord	2,112	\$38,060	Ponca	961	\$41,776	Salem	112	\$36,250
Orleans	386	\$37,500	Potter	337	\$50,750	Santee	346	\$19,211
Osceola	880	\$45,417	Prague	303	\$36,875	Sargent	525	\$31,000
Oshkosh	884	\$30,758	Preston	28	\$56,563	Saronville	47	\$41,875
Osmond	783	\$43,098	Primrose	61	\$32,917	Schuyler	6,211	\$47,123
Otoe	171	\$38,125	Prosser	66	\$74,063	Scotia	318	\$31,250
Overton	594	\$35,694	Ragan	38	\$28,750	Scottsbluff	15,039	\$34,631
Oxford	779	\$33,194	Ralston	5,943	\$49,685	Scribner	857	\$31,450
Page	166	\$27,500	Randolph	944	\$44,265	Seneca	33	\$18,750
Palisade	351	\$45,000	Ravenna	1,360	\$37,833	Seward	6,964	\$55,901
Palmer	472	\$29,219	Raymond	167	\$63,333	Shelby	714	\$45,813
Palmyra	545	\$53,750	Red Cloud	1,020	\$33,077	Shelton	1,059	\$50,417
Panama	256	\$67,500	Republican City	150	\$32,250	Shickley	341	\$44,821
Papillion	18,894	\$72,851	Reynolds	69	\$25,625	Sholes	21	\$185,625
Pawnee City	878	\$33,942	Richland	73	\$27,500	Shubert	150	\$41,750
Paxton	523	\$55,288	Rising City	374	\$44,722	Sidney	6,757	\$47,969
Pender	1,002	\$50,938	Riverdale	182	\$51,250	Silver Creek	362	\$41,875
Peru	865	\$31,406	Riverton	89	\$21,458	Smithfield	54	\$26,250
Petersburg	333	\$31,964	Roca	220	\$60,250	Snyder	300	\$36,458
Phillips	287	\$43,929	Rockville	106	\$27,000	South Bend	99	\$52,143
Pickrell	199	\$48,333	Rogers	95	\$36,250	South Sioux City	13,353	\$40,457
Pierce	1,767	\$49,833	Rosalie	160	\$35,278	Spalding	487	\$44,141

TOWN	2010 POP*	2006-2010 Est. MHI**	TOWN	2010 POP*	2006-2010 Est. MHI**	TOWN	2010 POP*	2006-2010 Est. MHI**
Spencer	455	\$33,864	Tekamah	1,736	\$39,224	Waterloo	848	\$55,089
Sprague	142	\$42,000	Terrytown	1,198	\$25,991	Wauneta	577	\$33,015
Springfield	1,529	\$50,913	Thayer	62	\$48,750	Wausa	634	\$34,896
Springview	242	\$31,667	Theford	188	\$45,625	Waverly	3,277	\$66,494
Stamford	183	\$40,750	Thurston	132	\$54,583	Wayne	5,660	\$51,027
Stanton	1,577	\$37,443	Tilden	953	\$35,833	Weeping Water	1,050	\$51,848
Staplehurst	242	\$44,808	Tobias	106	\$40,469	Wellfleet	78	\$47,500
Stapleton	305	\$36,667	Trenton	560	\$25,865	West Point	3,364	\$40,815
Steele City	61	\$25,625	Trumbull	205	\$47,083	Western	235	\$36,667
Steinauer	75	\$34,500	Uehling	230	\$46,250	Weston	324	\$39,205
Stella	152	\$34,821	Ulysses	171	\$32,143	Whitney	77	\$30,750
Sterling	476	\$33,125	Unadilla	311	\$42,386	Wilber	1,855	\$52,000
Stockham	44	\$65,000	Union	233	\$33,846	Wilcox	358	\$45,625
Stockville	25	\$34,531	Upland	143	\$36,406	Wilsonville	93	\$36,250
Strang	29	\$39,375	Utica	861	\$46,618	Winnebago	774	\$28,036
Stratton	343	\$34,250	Valentine	2,737	\$47,639	Winnetoon	68	\$47,708
Stromsburg	1,171	\$47,875	Valley	1,875	\$39,141	Winside	427	\$45,694
Stuart	590	\$45,625	Valparaiso	570	\$43,684	Winslow	103	\$58,125
Sumner	236	\$31,719	Venango	164	\$35,125	Wisner	1,170	\$36,797
Superior	1,957	\$28,405	Verdel	30	\$21,875	Wolbach	283	\$38,750
Surprise	43	\$35,417	Verdigre	575	\$29,688	Wood Lake	63	\$16,000
Sutherland	1,286	\$54,375	Verdon	172	\$42,059	Wood River	1,325	\$42,500
Sutton	1,502	\$46,791	Virginia	60	\$24,306	Wymore	1,457	\$33,611
Swanton	94	\$38,929	Waco	236	\$34,375	Wynot	166	\$28,250
Syracuse	1,942	\$41,549	Wahoo	4,508	\$53,867	York	7,766	\$44,344
Table Rock	269	\$37,344	Wakefield	1,451	\$32,026	Yutan	1,174	\$56,827
Talmage	233	\$34,821	Wallace	366	\$43,125			
Tarnov	46	\$42,188	Walthill	780	\$27,188			
Taylor	190	\$31,429	Washington	150	\$72,500			
Tecumseh	1,677	\$34,410	Waterbury	73	\$48,750			

SIDs
Butler Co. SID #1, Clear Lake Residential Association (Columbus)
Cass Co. SID #2, Cass Greenwood Interchange (Omaha)
Cass Co. SID #5, Buccaneer Bay (Plattsmouth)
Dodge Co. SID #3, Lake Ventura (Fremont)
Douglas Co. SID #128, Twilight Hills (Omaha)
Douglas Co. SID #177, Riverside Lake (Omaha)
Gosper Co. SID #1 (Johnson Lake)
Lancaster Co. SID #5 (Cheney)
Polk Co. SID #1 (Duncan Lakes)
Sarpy Co. SID #101, Hanson's Lake (Bellevue)
Sarpy Co. SID #97, Hawaiian Village (Papillion)
Saunders Co. SID #8, Woodcliff Lake (Omaha)
*2010 Decennial Census
**2006-2010 American Community Survey (ACS) five-year estimates, published by U.S. Census Bureau

APPENDIX B2

DWSRF PROJECT PRIORITY PLANNING LIST – ALPHABETICAL ORDER

RTP CODE	PRIOR-ITY POINTS	PUBLIC WATER SYSTEM	PWS NUMBER	2010 POP.	PROJECT DESCRIPTION	ESTIMATED PROJECT COST
TDF	100	ABIE, VILLAGE OF-SFY 2011	NE3102305	69	Interconnect w/Lower Platte North NRD - Bruno RWD & New Meters	\$ 500,000
NO	60	ADAMS CO DIST 90	NE3150004	490	Replace Tank & add VFD	\$ 15,000
NO	15	ADAMS, VILLAGE OF	NE3106712	573	Replace Pumps & Mains	\$ 34,500
PER NO	30	AINSWORTH, CITY OF	NE3101702	1728	Replace & Loop Mains, Replace Meters (GPR) & Rehab Tanks	\$ 1,200,000
LOAN	145	ALBION, CITY OF	NE3101102	1650	Backup Well due to Selenium A.O. & Replace Meters (GPR)	\$ 510,000
NO	25	ALEXANDRIA, VILLAGE OF	NE3116910	177	Replace Mains	\$ 300,000
NO	15	ALMA, CITY OF	NE3108307	1133	Replace Mains	\$ 600,000
NO	25	AMHERST, VILLAGE OF	NE3120041	248	Replace Meters (GPR) & Mains, Controls & Fencing	\$ 375,000
USDA	175	ANSELMO, VILLAGE OF - SFY 2011	NE3104103	145	Replace Wells to address Arsenic A.O.	\$ 570,000
PER NO	15	ANSLEY, VILLAGE OF	NE3104104	441	Replace Meters (GPR) & Mains	\$ 460,000
TDF	25	ARCADIA, VILLAGE OF	NE3117503	311	Replace Mains & New Meters	\$ 557,000
NO	30	ARLINGTON, CITY OF	NE3117901	1243	New Well & Replace Meters (GPR)	\$ 280,750
TDF	130	ATLANTA, VILLAGE OF	NE3113706	131	Backup Well w/Transmission Main & New Meters	\$ 875,000
PER NO	50	AUBURN, CITY OF	NE3112703	3460	Expand Wellfield for RWD, Rehab Tanks & Loop Mains	\$ 9,500,000
NO	155	AURORA, CITY OF	NE3108101	4479	New Tower, Pump Station & Well due to Nitrates, Rehab Wells w/ VFDs, Loop Mains or Potential WTP	\$ 14,330,000
CatEX	135	AURORA, CITY OF	NE3108101	4479	Upgrade Meters (GPR)	\$ 325,000.00

RTP CODE	PRIOR-ITY POINTS	PUBLIC WATER SYSTEM	PWS NUMBER	2010 POP.	PROJECT DESCRIPTION	ESTIMATED PROJECT COST
NO	135	AURORA, CITY OF	NE3108101	4479	Provide Supply to Phillips due to Nitrates & Uranium	\$ 4,000,000.00
NO	15	BARNESTON, VILLAGE OF	NE3120604	116	Rehab Tower	\$ 35,000
NO	15	BASSETT, CITY OF	NE3114902	619	Replace Mains	\$ 240,000
TDF	135	BATTLE CREEK, CITY OF	NE3111915	1207	Replace Well(s) due to Nitrates	\$ 912,000
RTP PER NO	160	BAYARD, CITY OF - SFY 2012	NE3112302	1209	Replace Meters (GPR)	\$ 200,000
USDA	200	BAYARD, CITY OF - SFY 2012	NE3112302	1209	Treatment to address Nitrate A.O., New Tower, Replace Wells & Mains	\$ 6,383,000
LOAN	15	BEATRICE, CITY OF - SFY 2012	NE3106705	12459	Repaint Towers	\$ 700,000
USDA	100	BEATRICE WEST PUBLIC WEST PROJECT	NE3120998	550	New Rural Water System	\$ 3,202,000
TDF	120	BEAVER CROSSING, VILLAGE OF - SFY 2011	NE3115911	403	Replace Well w/ Casing Failure, New Tower & Meters and Replace & Loop Mains	\$ 1,868,500
RTP PER NO	145	BEE, VILLAGE OF	NE3115910	191	Corrosion Control to Permit Blending for Nitrates, Replace Mains/Meters & Repaint Tank	\$ 309,139
USDA	0	BELDEN, VILLAGE OF	NE3102707	115	Replace Meters & Main Improvements	\$ 108,000
PER NO	0	BELLWOOD, VILLAGE OF	NE3102306	435	Replace Well & Treatment to address Arsenic A.O., Repaint Tower & Replace Mains	\$ 1,637,600
NO	15	BELVIDERE, VILLAGE OF	NE3116909	48	New Wellhouse, Replace & Upgrade Mains	\$ 5,000
NO	165	BENEDICT, VILLAGE OF	NE3118703	234	New Well due to Nitrates, Tower Repaint & Replace Mains	\$ 1,110,000
USDA	165	BENKELMAN, CITY OF	NE3105701	953	Treatment to address Uranium A.O.,	\$ 2,595,000

RTP CODE	PRIORITY POINTS	PUBLIC WATER SYSTEM	PWS NUMBER	2010 POP.	PROJECT DESCRIPTION	ESTIMATED PROJECT COST
		- SFY 2012			Arsenic & Gross Alpha	
PER NO	45	BENNET, VILLAGE OF	NE3110910	719	Treatment for Iron/Mg	\$ 650,000
TDF	70	BERTRAND, VILLAGE OF	NE3113707	750	Replace Tower & New Meters	\$ 1,100,000
PER NO	30	BIC JOINT WATER AGENCY	NE3121227	1930	Fourth Well for Additional Capacity & Chlorine Feed System	\$ 519,000
TDF	100	BLADEN, VILLAGE OF	NE3118303	237	Replace Tower & Mains, New Meters	\$ 1,800,000
NO	15	BLOOMFIELD, CITY OF	NE3110708	1028	Replace Mains & Meters	\$ 30,000
PER NO	35	BLOOMINGTON, VILLAGE OF	NE3106106	103	Rehab Tank, Replace Mains & Meters (GPR)	\$ 225,000
NO	15	BOW VALLEY WATER WORKS	NE3120443	116	Replace Meters (GPR)	\$ 15,000
NO	80	BRADSHAW, VILLAGE OF	NE3118704	273	Replace Tower & Loop Mains	\$ 855,000
TDF	15	BRADY, VILLAGE OF	NE3111102	428	New Meters, Rehab Wellhouse & Main Improvements	\$ 393,000
NO	120	BRAINARD, VILLAGE OF	NE3102304	330	Replace Well (or Treatment) due to Selenium	\$ 250,000
LOAN	145	BRIDGEPORT, CITY OF	NE3112303	1545	Replace & Loop Mains in part to hook-up a PWS due to Nitrates	\$ 3,000,000
NO	15	BROCK, VILLAGE OF	NE3112702	112	Replace Mains	\$ 15,000
PER NO	135	BRUNING, VILLAGE OF - SFY 2011	NE3116905	279	Replace Well due to Nitrates	\$ 18,100
YES	130	BRUNSWICK, VILLAGE OF	NE3100309	138	Replace Well due to Arsenic & Main Improvements	\$ 261,000
PER NO	100	BUSHNELL, VILLAGE OF	NE3110504	124	Replace Tower & Mains	\$ 2,350,000
NO	90	BUTTE, VILLAGE OF - SFY 2011	NE3101503	326	Backup Well	\$ 150,000
TDF	120	BYRON, VILLAGE OF	NE3116907	83	Backup Well & Meters	\$ 180,000

RTP CODE	PRIOR-ITY POINTS	PUBLIC WATER SYSTEM	PWS NUMBER	2010 POP.	PROJECT DESCRIPTION	ESTIMATED PROJECT COST
LOAN	45	CAIRO, VILLAGE OF - SFY 2012	NE3107906	785	Replace Well due to Iron/Mg w/ Transmission Main & Repaint Tower	\$ 625,500
NO	15	CAMBRIDGE, CITY OF	NE3106504	1063	Main Improvements	\$ 438,000
YES	0	CAMP MOSES MERRILL	NE3121208	100	Replace Tank, Loop & Improve Mains	\$ 30,000
TDF	175	CAMPBELL, VILLAGE OF	NE3106107	347	New Well due to Nitrates w/ Transmission Main & Meters	\$ 1,169,100
NO	110	CARROLL, VILLAGE OF	NE3118102	229	Backup Well, Replace Tower & Mains	\$ 875,000
TDF	130	CARLETON, VILLAGE OF - SFY 2012	NE3116904	91	Backup Well w/ Transmission Main & New Meters	\$ 475,000
NO	30	CEDAR BLUFFS, VILLAGE OF	NE3115504	610	Loop Mains & Replace Meters (GPR)	\$ 200,000
NO	15	CEDAR RAPIDS, VILLAGE OF	NE3101101	382	Replace Mains & Upgrade Meters	\$ 275,000
LOAN	145	CEDAR-KNOX RWD - SFY 2010	NE3120303	3056	WTP Modifications to address TTHM A.O. (Includes Villages of Crofton, Fordyce, Obert & St. Helena)	\$ 80,000
TDF	15	CENTER, VILLAGE OF - SFY 2011	NE3110707	94	New Meters	\$ 40,000
NO	30	CHADRON, CITY OF	NE3104507	5851	Rehab Well & Repaint Tank, Replace Meters (GPR), Replace & Loop Mains	\$ 600,000
USDA	60	CHAMBERS, VILLAGE OF	NE3108901	268	New Meters, Rehab Well, Replace & Loop Mains	\$ 825,000
TDF	135	CHESTER, VILLAGE OF - SFY 2012	NE3116906	232	Replace Well due to Nitrates, Transmission Main & New Meters	\$ 172,500
LOAN	165	CLARKS, VILLAGE OF - SFY 2012	NE3112101	369	Treatment to address Uranium A.O.	\$ 1,100,000
NO	60	CLARKSON, CITY OF	NE3103703	658	Replace Well & Mains	\$ 685,000

RTP CODE	PRIOR-ITY POINTS	PUBLIC WATER SYSTEM	PWS NUMBER	2010 POP.	PROJECT DESCRIPTION	ESTIMATED PROJECT COST
TH PER NO	160	CLATONIA, VILLAGE OF	NE3106707	231	Replace Well(s) due to Gross Alpha, Replace Tower & Mains	\$ 1,900,000
NO	25	CLEARWATER, VILLAGE OF	NE3100308	419	Rehab Tower, New Meters (GPR) & Backup Power	\$ 655,000
NO	70	CLEARVIEW UTILITIES CORP.	NE3120029	115	Interconnect w/ Kearney	\$ 250,000
NO	15	CODY, VILLAGE OF	NE3103101	154	Rehab Tower & Replace Meters (GPR)	\$ 130,000
TH PER NO	135	COLERIDGE, VILLAGE OF	NE3102706	473	New Well w/ Transmission Main to supply RWD due to Nitrates	\$ 425,000
NO	35	COMSTOCK, VILLAGE OF	NE3104110	93	Rehab Well & Replace Meters	\$ 100,000
YES	30	CONERSTONE BEREAN CHURCH	NE3121186	470	Interconnect with Kearney	\$ 31,500
LOAN	70	CORTLAND, VILLAGE OF	NE3106706	482	Replace Well w/ Transmission Main, Replace Tower & Loop Mains, New Meters (GPR)	\$ 1,435,000
RTP YES	100	COUNTRY ACRES SUBDIVISION	NE3120354	50	Backup Well	\$ 85,000
PER NO	30	COZAD, CITY OF	NE3104701	3977	Trunk Main & Replace Mains	\$ 650,000
NO	25	CRAWFORD, CITY OF	NE3104505	997	Replace Mains & Meters (GPR)	\$ 1,225,000
LOAN	135	CREIGHTON, CITY OF	NE3110705	1154	Rehab RO Plant due to Nitrates, Repaint Tower & Distribution System Improvements	\$ 812,000
NO	175	CRESTON, VILLAGE OF - SFY 2012	NE3114114	203	New Well due to Nitrates, Tower & Meters	\$ 1,230,000
NO	15	CROFTON, CITY OF	NE3110704	726	Replace Mains	\$ 250,000
NO	15	CULBERTSON, VILLAGE OF	NE3108702	595	Mains	\$ 34,000
YES	30	CURTIS, CITY OF	NE3106302	939	Loop Mains, Repaint Tank & Replace Meters (GPR)	\$ 335,000
NO	30	DAKOTA CITY, CITY OF	NE3104301	1919	Rehab WTP & New Well	\$ 2,380,000
NO	15	DALTON, VILLAGE OF	NE3103305	315	Replace Mains & Rehab Wells	\$ 180,000

RTP CODE	PRIOR-ITY POINTS	PUBLIC WATER SYSTEM	PWS NUMBER	2010 POP.	PROJECT DESCRIPTION	ESTIMATED PROJECT COST
NO	80	DANNEBROG, VILLAGE OF	NE3109303	303	New Well, Replace Tower, Rehab Wells w/ VFDs & Replace Mains	\$ 1,100,000
MHI PER NO	165	DAVEY, VILLAGE OF	NE3110911	154	Replace Well due to Nitrates, Repaint Tank, Replace & Loop Mains	\$ 1,056,030
NO	80	DAYKIN, VILLAGE OF	NE3109506	166	Replace Wells	\$ 500,000
NO	15	DECATUR, VILLAGE OF	NE3102104	481	Replace Meters (GPR)	\$ 250,000
PER YES	165	DENTON, VILLAGE OF - SFY 2012	NE3110913	190	New Wells or Treatment due to Radium A.O.	\$ 835,000
YES	15	DESHLER, CITY OF	NE3116902	747	Replace Meters (GPR)	\$ 10,000
NO	35	DEWEESE, VILLAGE OF	NE3120030	67	Replace Mains	\$ 75,000
NO	135	DODGE, VILLAGE OF - SFY 2012	NE3105307	612	New Well(s) or Treatment to address Nitrates, Replace Mains	\$ 250,000
TDF	15	DONIPHAN, VILLAGE OF	NE3107905	829	Repaint Tower & New Meters	\$ 557,400
LOAN	140	DORCHESTER, VILLAGE OF	NE3115103	586	New Well due to Uranium, Replace Tower & New Meters	\$ 1,814,893
NO	15	DOUGLAS, VILLAGE OF	NE3113112	173	Replace Meters	\$ 7,000
NO	30	DUBOIS, VILLAGE OF	NE3113301	147	Chlorination System	\$ 31,000
YES	35	DUNNING, VILLAGE OF	NE3100901	103	New Meters (GPR), Rehab Well, Repaint Tank & Replace Mains	\$ 360,000
YES	70	DWIGHT, VILLAGE OF	NE3102303	204	Replace Well, Rehab Tower & Replace Meters (GPR)	\$ 733,125
TDF	200	EDGAR, CITY OF	NE3103505	498	New Well or Treatment to address Nitrate A.O., Replace Mains & New Meters (GPR)	\$ 1,450,000
NO	15	EDISON, VILLAGE OF	NE3106503	133	Replace Mains	\$ 65,000
TDF	15	ELWOOD, VILLAGE OF	NE3107308	707	New Meters, Replace Wellhouse & Mains	\$ 865,000
PER NO	140	ELGIN, CITY OF	NE3100307	661	New Well in part due to Arsenic, Replace Tower, Mains & Replace Meters (GPR)	\$ 2,030,000

RTP CODE	PRIOR-ITY POINTS	PUBLIC WATER SYSTEM	PWS NUMBER	2010 POP.	PROJECT DESCRIPTION	ESTIMATED PROJECT COST
NO	15	EMERSON, VILLAGE OF	NE3104305	840	Repaint Tank & Replace Meters (GPR)	\$ 147,273
PER YES	60	FALLS CITY, CITY OF	NE3114705	4325	Replace & Upgrade Wells, Rehab WTP, Repaint Tower & Replace Mains	\$ 1,200,000
NO	15	FARWELL, VILLAGE OF	NE3103902	122	Rehab Wells & Replace Mains	\$ 125,000
PER NO	15	FIRTH, VILLAGE OF	NE3110912	590	Replace Mains & Repaint Tower	\$ 310,000
PER NO	15	FORDYCE, VILLAGE OF	NE3102701	139	Repaint Tower	\$ 17,000
YES	15	FRANKLIN, CITY OF	NE3106104	1000	Upgrade Controls	\$ 50,000
YES	30	FREMONT, CITY OF	NE3105312	26397	Replace & Loop Mains, NW Reservoir, Booster Station & Mains, in part to supply RWD	\$ 4,987,000
NO	15	FRIEND, CITY OF	NE3115102	1027	Replace Mains	\$ 150,000
NO	15	FULLERTON, CITY OF	NE3112503	1307	Replace Mains	\$ 1,100,000
TDF	15	FUNK, VILLAGE OF	NE3113701	194	New Meters	\$ 250,000
PER NO	130	GARLAND, VILLAGE OF	NE3115901	216	Treatment for Iron, Replace 1920's Distribution System & Rehab Tank	\$ 2,250,000
NO	15	GENOA, CITY OF	NE3112502	1003	Replace Meters (GPR)	\$ 60,000
NO	120	GIBBON, CITY OF - SFY 2012	NE3101907	1833	New Well w/ Transmission Main due to Arsenic, Fluoridation, Replace & Loop Mains	\$ 960,000
NO	120	GILTNER, VILLAGE OF	NE3108103	352	Replace Well due to Arsenic, Mains & Meters (GPR)	\$ 520,000
TDF	145	GLENVIL, VILLAGE OF	NE3108103	310	New Well due to Nitrates & New Meters	\$ 600,000
NO	15	GORDON, CITY OF	NE3116104	1612	Replace Mains & Meters (GPR)	\$ 750,000
TDF	140	GOTHENBURG, CITY OF	NE3104702	3574	New Wellfield due to Arsenic, Replace & Loop Mains, Rehab Well & New Meters	\$ 11,000,000
NO	155	GRAFTON, VILLAGE OF	NE3015904	126	Replace Well due to Nitrates & New Meters (GPR)	\$ 350,000

RTP CODE	PRIOR-ITY POINTS	PUBLIC WATER SYSTEM	PWS NUMBER	2010 POP.	PROJECT DESCRIPTION	ESTIMATED PROJECT COST
TDF	120	GRAND ISLAND, CITY OF	NE3107902	48250	Treatment for Uranium (inc. Platte Generating Station) and Main Replacements & Extensions to Private Well areas due to VOCs	\$ 27,550,000
YES	160	GREEN ACRES MOBILE HOME COURT - SFY 2012	NE3105306	200	Treatment to address Nitrate A.O.	\$ 51,000
NO	15	GRESHAM, VILLAGE OF	NE3118702	223	Replace Mains	\$ 50,000
NO	15	GUIDE ROCK, VILLAGE OF	NE3120358	225	Repaint Tower	\$ 52,500
RTP PER NO	165	HAIGLER, VILLAGE OF	NE3105702	158	POU Treatment to address Arsenic Exemption, Reline Well, Replace Mains & Repaint Tank	\$ 530,000
NO	15	HALLAM, VILLAGE OF	NE3110922	213	Rehab Well & Replace Mains	\$ 115,000
NO	15	HAMPTON, VILLAGE OF	NE3108102	423	Repaint Tower, Rehab Well, Replace Meters & Backup Power	\$ 82,500
PER NO	25	HARDY, VILLAGE OF	NE3112902	159	Replace Mains	\$ 198,000
PER NO	145	HARRISON, VILLAGE OF - SFY 2012	NE3116501	251	Replace Well due to Nitrates, Repaint Standpipe, Replace Mains & Meters	\$ 242,742
NO	135	HARTINGTON, CITY OF - SFY 2012	NE3102702	1554	Replace Well due to Nitrates, Repaint Tank, Replace Mains & Meters	\$ 750,000
LOAN	80	HAY SPRINGS, CITY OF	NE3116102	570	Replace Well & Mains	\$ 877,000
PER NO	90	HAYES CENTER, VILLAGE OF	NE3108502	214	Replace Tank due to Low Pressures, Mains & Meters	\$ 985,000
NR	135	HEBRON, CITY OF - SFY 2011	NE3116901	1579	New Well due to Nitrates & Replace Mains	\$ 475,000
TDF	70	HEMINGFORD, VILLAGE OF	NE3101303	803	Replace Well & Loop Mains	\$ 1,092,500

RTP CODE	PRIOR-ITY POINTS	PUBLIC WATER SYSTEM	PWS NUMBER	2010 POP.	PROJECT DESCRIPTION	ESTIMATED PROJECT COST
USDA	160	HENRY, VILLAGE OF - SFY 2012	NE3115706	106	Regional Wellfield to address Copper A.O., Replace Tank & New Meters	\$ 395,000
LOAN	15	HICKMAN, CITY OF	NE3110917	1657	Backup Power, SCADA Upgrade, Rehab Tower, Replace Mains & Meters (GPR)	\$ 650,500
TDF	170	HILDRETH, VILLAGE OF	NE3106105	378	Replace Well to address Nitrate A.O. & Mains	\$ 600,000
CatEX	15	HOLDREGE, CITY OF	NE3113705	5495	Replace Meters (GPR)	\$ 294,910
PER NO	135	HOLDREGE, CITY OF	NE3113705	5495	New Wellfield due to Nitrates, Loop & Replace Mains	\$ 2,500,000
LOAN	30	HOLSTEIN, VILLAGE OF	NE3100103	214	Loop Mains	\$ 150,000
PER NO	30	HOMER, VILLAGE OF	NE3104304	549	New Well	\$ 600,000
NO	0	HOOPER, VILLAGE OF	NE3105310	830	Replace & Loop Mains	\$ 231,500
NO	70	HOSKINS, VILLAGE OF	NE3118101	285	Replace Well, Replace & Loop Mains	\$ 600,000
TDF	15	HUBBARD, VILLAGE OF	NE3104303	236	New Meters	\$ 90,000
LOAN	180	HUMBOLDT, CITY OF - SFY 2012	NE3114702	877	New Wellfield w/ Transmission to address Nitrate A.O.	\$ 2,570,500
LOAN	155	HUMPHREY, CITY OF	NE3114103	760	New Well to address Selenium A.O. & Arsenic, Replace Water Tower & Mains	\$ 1,500,000
PER NO	140	IMPERIAL, CITY OF	NE3102902	2071	New Wellfield due to Arsenic & Mains	\$ 5,340,000
NO	15	INDIANOLA, CITY OF	NE3114506	584	Upgrade Meters (GPR)	\$ 64,500
NO	15	JANSEN, VILLAGE OF	NE3109509	118	Rehab Tower	\$ 100,000
TDF	60	JUNIATA, VILLAGE OF	NE3100107	755	Replace Well & New Meters	\$ 890,000
NO	0	KEARNEY, CITY OF	NE3101906	30787	Replace & Loop Mains, add VFDs to 4 Wells	\$ 20,305,000
NO	15	KENESAW, VILLAGE OF	NE3100106	880	New Meters (GPR) & Repaint Tower	\$ 201,000
MHI NO	100	KILGORE, VILLAGE OF - SFY 2012	NE3103104	77	Backup Well & Meters	\$ 251,200

RTP CODE	PRIOR-ITY POINTS	PUBLIC WATER SYSTEM	PWS NUMBER	2010 POP.	PROJECT DESCRIPTION	ESTIMATED PROJECT COST
PER NO	30	KIMBALL, CITY OF	NE3110501	2496	New Well, Tank & Mains to Boost Capacity	\$ 2,370,000
NO	60	KIMBALL PARK AND REC	NE3121317	2496	Replace Well	\$ 20,000
YES	30	LAKELAND ESTATES WATER COMPANY	NE3105514	1491	Interconnect with Eagle View & Replace Meters	\$ 78,689
LOAN	15	LAUREL, CITY OF - SFY 2012	NE3102705	964	Rehab Tower & Replace Meters (GPR)	\$ 250,000
FNSI	100	LEIGH, VILLAGE OF	NE3103705	405	Replace Well w/ Casing Failure, Repaint Tank & Replace Mains	\$ 700,000
NO	135	LEXINGTON, CITY OF	NE3104708	10230	New Well due to Nitrates, Arsenic, Gross Alpha & Uranium & Mains	\$ 1,400,000
NO	15	LIBERTY, VILLAGE OF	NE3106701	76	Repaint Tank, Replace Mains & Meters (GPR)	\$ 34,035
LOAN	60	LINCOLN, CITY OF - SFY 2012	NE3110926	258379	Replace/Rehab Wells, Repaint Reservoirs, Replace Mains & Meters	\$ 26,800,000
TH PER NO	170	LINDSAY, VILLAGE OF	NE3114104	255	Replace Wells due to Nitrate A.O. w/ Transmission Mains	\$ 510,000
NO	15	LITCHFIELD, VILLAGE OF	NE3116302	262	Upgrade Meters (GPR)	\$ 50,000
NO	150	LODGEPOLE, VILLAGE OF	NE3103304	318	New Well w/ Treatment due to Arsenic, Loop Mains & Replace Meters (GPR)	\$ 1,200,000
NO	15	LONG PINE, CITY OF	NE3101701	305	Replace Meters (GPR)	\$ 22,833
TDF	145	LOOMIS, VILLAGE OF	NE3113702	382	Replace Well due to Nitrates & Replace Mains	\$ 485,000
CatEX	15	LOUP CITY, CITY OF	NE3116303	1029	Replace Meters (GPR), Mains & add VFDs	\$ 295,900
TDF	160	LOWER PLATTE NORTH RWD - BRUNO - SFY 2011	NE3121171	122	Interconnect Richland & Bellwood w/ Columbus due to Uranium	\$ 1,300,000
NO	175	LOWER PLATTE NORTH RWD - COLON - SFY 2010	NE3121234	174	New Tower or Booster Station w/ Mains for New RWD due to Nitrates	\$ 1,700,000

RTP CODE	PRIOR-ITY POINTS	PUBLIC WATER SYSTEM	PWS NUMBER	2010 POP.	PROJECT DESCRIPTION	ESTIMATED PROJECT COST
YES	15	LOWER REPUBLICAN RWD 1	NE3121196	150	Rehab Tower	\$ 3,175
USDA	185	LYMAN, VILLAGE OF - SFY 2012	NE3115710	341	Regional Wellfield to address Uranium A.O., Arsenic Exemption & Rehab Tower	\$ 1,265,000
NO	40	LYONS, CITY OF	NE3102103	851	New Well, Rehab WTP, Replace Mains & Meters (GPR)	\$ 1,080,000
NR	135	MADRID, VILLAGE OF - SFY 2011	NE3113502	231	Replace Well due to Nitrates & Repaint Tank	\$ 175,000
USDA	100	MAGNET, VILLAGE OF - SFY 2012	NE3102703	57	Interconnect w/ Wal-Col RWD	\$ 274,054
NO	50	MALCOLM, VILLAGE OF	NE3110923	382	Rehab Well, New Tank & Replace/Loop Mains	\$ 2,540,000
NO	15	MALLARD BEACH-JOHNSON LAKE	NE3107312	134	Replace Mains	\$ 30,000
NO	15	MALMO, VILLAGE OF	NE3115510	120	Rehab Well	\$ 10,000
PER NO	80	MARTINSBURG, VILLAGE OF	NE3105108	94	Replace Standpipe	\$ 286,400
NO	25	MAYWOOD, VILLAGE OF	NE3106303	261	Replace Mains	\$ 500,000
FNSI	60	MCCOOK, CITY OF	NE3114504	7698	Replace Transmission & Distribution Mains	\$ 1,221,500
PER NO	60	MCCOOK, CITY OF	NE3114504	7698	WTP Waste Discharge Modification, Replace Meters and Loop & Replace Mains	\$ 3,171,500
NO	15	MCCOOL JUNCTION, VILLAGE OF	NE3120195	409	Replace Mains	\$ 60,000
USDA	85	MCLEAN, VILLAGE OF - SFY 2011	NE3113901	36	Interconnect w/ Wal-Col RWD, Replace Mains & New Meters	\$ 465,000
MHI PER NO	150	MEAD, VILLAGE OF	NE3115509	569	New Well(s) or Treatment to address Arsenic, Replace Water Tower, Mains & Meters	\$ 3,541,800
TDF	80	MERNA, VILLAGE OF - SFY 2012	NE3104108	363	Replace Tanks w/ Tower, New Mains & Meters	\$ 1,302,600

RTP CODE	PRIOR-ITY POINTS	PUBLIC WATER SYSTEM	PWS NUMBER	2010 POP.	PROJECT DESCRIPTION	ESTIMATED PROJECT COST
NO	130	MERRIMAN, VILLAGE OF	NE3103103	128	Backup Well, Repaint Tower, Replace Mains & Replace Meters	\$ 650,000
YES	60	METROPOLITAN UTILITIES DISTRICT	NE3105507	600354	Partial Rehab of WTP, Loop & Replace Mains, Repaint Tanks, Replace Meters, WTP Discharge Improvements per NPDES Permits	\$ 183,810,000
NO	25	MILLER, VILLAGE OF	NE3101903	136	Replace Meters (GPR) & Mains	\$ 180,000
USDA	165	MINATARE, CITY OF - SFY 2012	NE3115702	816	Interconnect w/ Scottsbluff to address Uranium A.O., Replace Tower & Mains, New Meters	\$ 2,230,000
NO	30	MINDEN, CITY OF	NE3109904	2923	Replace & Loop Mains	\$ 2,500,000
NO	0	MITCHELL, CITY OF	NE3115703	1702	Replace Well, Tower & Mains	\$ 3,257,500
USDA	185	MORRILL, VILLAGE OF - SFY 2012	NE3115708	921	Regional Wellfield to address Uranium A.O. & Arsenic Exemption, New Tower & Replace Mains	\$ 4,068,000
NO	120	MORSE BLUFF, VILLAGE OF	NE3115507	135	Backup Well & Replace Mains	\$ 500,000
PER YES	100	MULLEN, VILLAGE OF	NE3109101	509	New Tower, Replace & Loop Mains, Rehab Wells	\$ 2,160,000
PER NO	15	MURRAY, VILLAGE OF	NE3102514	463	Replace Mains	\$ 192,062
NO	160	NAPONEE, VILLAGE OF	NE3106103	106	New Well due to Arsenic, Replace Mains, Rehab Tower & New Meters (GPR)	\$ 1,545,000
YES	30	NEBRASKA CITY, CITY OF	NE3113106	7289	Booster Station, Replace & Relocate Mains	\$ 1,386,000
NO	0	NEMAHA CO. RWD #1	NE3112701	635	Repaint Towers, Backup Power & Replace Meters	\$ 105,500
CatEX	15	NEMAHA CO. RWD #2	NE3112707	1289	Replace Meters (GPR)	\$ 140,000
NO	30	NEMAHA CO. RWD #2	NE3112707	1289	Loop Mains	\$ 255,000
NO	15	NEWMAN GROVE, CITY OF	NE3111905	721	Rehab Storage Reservoir	\$ 40,000

RTP CODE	PRIOR-ITY POINTS	PUBLIC WATER SYSTEM	PWS NUMBER	2010 POP.	PROJECT DESCRIPTION	ESTIMATED PROJECT COST
PER NO	70	NIORARA, VILLAGE OF	NE3110709	370	West Knox RWD Wellfield Expansion Project	\$ 547,235
PER NO	30	NORFOLK, CITY OF	NE3111910	24210	Transmission Main & Rehab Tanks	\$ 4,055,000
RTP PER NO	185	NORTH LOUP, VILLAGE OF	NE3117502	297	Treatment to address Arsenic A.O., Replace Tower & Mains	\$ 2,020,000
NO	120	NORTH PLATTE, CITY OF - SFY 2010	NE3111106	24733	New Wellfield due to Uranium w/ Transmission Main	\$ 15,000,000
NO	90	OAKDALE, VILLAGE OF - SFY 2012	NE3100302	322	Backup Well, Replace Mains & Meters	\$ 225,000
NO	130	OCONTO, VILLAGE OF	NE3104107	151	Backup Well w/ Transmission, Replace Meters, Loop Mains & Repaint Tower	\$ 1,030,000
PER YES	135	OGALLALA, CITY OF	NE3110102	4737	Replace Well due to Nitrates, Tank Modification, Replace Meters & Replace/Loop Mains	\$ 2,195,195
TDF	100	OHIOWA, VILLAGE OF	NE3105908	115	Replace Well, Replace/Loop Mains & Replace Meters	\$ 1,000,000
NO	15	ORCHARD, VILLAGE OF	NE3100304	379	New Meters (GPR)	\$ 114,000
NO	15	ORLEANS, VILLAGE OF	NE3108306	386	Backup Power	\$ 50,000
LOAN	145	OSCEOLA, CITY OF	NE3114302	880	Replace Well to address Arsenic Exemption, Rehab Well & Replace Mains	\$ 1,176,500
PER NO	160	OSHKOSH, CITY OF	NE3106901	884	New Wellfield due to Arsenic & Uranium, Replace Tower, Mains & Meters	\$ 4,350,000
TDF	145	OSMOND, CITY OF	NE3113903	783	New Well(s) due to Nitrates, Replace Mains & Tower, New Meters	\$ 1,325,000
NO	30	OTOE, VILLAGE OF	NE3113108	171	Chlorination Building	\$ 5,000
NO	15	OVERTON, VILLAGE OF	NE3014710	594	Replace Mains	\$ 80,000
NO	145	OXFORD, VILLAGE OF	NE3106502	779	New Well due to Nitrates, Replace & Loop Mains, Replace Meters	\$ 1,000,000
PER YES	15	PAGE, VILLAGE OF	NE3108903	166	Rehab Tower	\$ 25,000

RTP CODE	PRIOR-ITY POINTS	PUBLIC WATER SYSTEM	PWS NUMBER	2010 POP.	PROJECT DESCRIPTION	ESTIMATED PROJECT COST
NO	30	PALISADE, VILLAGE OF	NE3120023	351	Loop Mains & Rehab Well	\$ 70,000
NO	15	PANAMA, VILLAGE OF	NE3110908	256	Repaint Tower & Replace Meters	\$ 90,000
NO	100	PARK MOBILE HOME COURT - SFY 2010	NE3111914	214	Backup Wells & Storage, or Interconnect w/ Norfolk	\$ 296,000
NO	15	PAXTON, VILLAGE OF	NE3110101	523	VFD's & Replace Mains	\$ 70,000
PER NO	60	PAWNEE CITY, CITY OF	NE3113305	878	Replace Well	\$ 485,418
PER YES	40	PERU, VILLAGE OF	NE3112705	865	New Well, Upgrade/Rehab WTP/Controls & Replace Mains	\$ 1,069,000
NO	30	PETERSBURG, VILLAGE OF	NE3101104	333	Loop Mains	\$ 30,000
PER NO	175	PHILLIPS, VILLAGE OF	NE3108106	287	New Well due to Nitrates & Uranium, Replace Mains & Backup Power	\$ 1,825,000
LOAN	90	PICKRELL, VILLAGE OF - SFY 2011	NE3106711	199	Backup Well & Repaint Tower	\$ 228,377
NO	15	PILGER, VILLAGE OF	NE3316701	352	Replace Filter Media, add VFDs & Backup Power/SCADA	\$ 200,000
NO	135	PLAINVIEW, CITY OF	NE3113902	1246	Replacement Well due to Nitrates	\$ 405,000
LOAN	155	PLATTE CENTER, VILLAGE OF - SFY 2010	NE3114101	336	Replacement Well due to Nitrates, Trunk Main, New Tower, Replace & Loop Mains	\$ 939,028
PER YES	60	PLATTSMOUTH, CITY OF	NE3102501	6502	Rehab & Replace Wells, Replace Mains & Rehab WTP	\$ 8,657,000
NO	80	PLEASANTON, VILLAGE OF	NE3101909	341	Replace Well & Mains	\$ 1,250,000
NO	80	PLYMOUTH, VILLAGE OF - SFY 2012	NE3109503	409	Replace Tower, Replace & Loop Mains	\$ 1,300,000
NO	155	POLK, VILLAGE OF	NE3114301	322	Replace Well due to Nitrates & Arsenic, Replace & Loop Mains, Replace Meters	\$ 810,000
PER YES	70	PONCA, CITY OF	NE3105106	961	Rehab Well, Replace Tower & Mains	\$ 1,322,000

RTP CODE	PRIOR-ITY POINTS	PUBLIC WATER SYSTEM	PWS NUMBER	2010 POP.	PROJECT DESCRIPTION	ESTIMATED PROJECT COST
TDF	15	POTTER, VILLAGE OF	NE3103302	337	New Meters	\$ 373,300
PER NO	15	RAGAN, VILLAGE OF	NE3108305	38	Upgrade Meters (GPR)	\$ 20,000
PER NO	15	RANDOLPH, CITY OF	NE3102709	944	Repaint Tower	\$ 49,000
FNSI	80	RAVENNA, CITY OF	NE3101911	1360	Replace Tower, Well, Mains & Meters (GPR)	\$ 3,160,000
NO	25	RED CLOUD, CITY OF	NE3118301	1020	Replace Mains & Repaint Tower	\$ 1,400,000
PER NO	15	REPUBLICAN CITY, VILLAGE OF	NE3108304	150	Replace Wellhouse	\$ 60,000
NO	15	RICHARDSON CO. RWD #1	NE3114701	805	Replace Meters (GPR)	\$ 24,000
NO	40	RISING CITY, VILLAGE OF	NE3102308	374	Loop & Replace Mains, New Meters (GPR)	\$ 700,000
NO	110	RIVERDALE, VILLAGE OF	NE3120710	182	Backup Well & Replace Mains	\$ 635,000
TDF	185	RIVERTON, VILLAGE OF	NE3106101	89	Replace Wells due to Arsenic, New Meters, Replace & Loop Mains, Rehab Tank (Coliform A.O.)	\$ 1,000,000
NO	15	ROCKVILLE, VILLAGE OF	NE3120818	106	Rehab Water Meters & Backup Power	\$ 50,000
LOAN	135	ROGERS, VILLAGE OF - SFY 2011	NE3103702	95	Repair Tower due to potential Coliform A.O.	\$ 80,000
PER NR	165	ROSALIE, VILLAGE OF - SFY 2011	NE3117307	160	New Well due to Nitrates, Repaint Tank & Replace Mains	\$ 661,300
NO	0	ROYAL, VILLAGE OF	NE3100301	63	Rehab Tower & Replace Mains	\$ 82,500
NO	30	RULO, VILLAGE OF	NE3114706	172	Booster Station	\$ 1,000
NO	15	SARGENT, CITY OF	NE3104101	525	Rehab Wells, Repaint Tank, Loop Mains & Replace Meters (GPR)	\$ 225,000
PER NO	15	SARPY CO SID 97 - HAWAIIAN VILLAGE	NE3115308	458	Rehab Well	\$ 25,000
NO	90	SAUNDERS CO SID 6 - RIVERVIEW	NE3105315	107	Backup Well	\$ 160,000

RTP CODE	PRIOR-ITY POINTS	PUBLIC WATER SYSTEM	PWS NUMBER	2010 POP.	PROJECT DESCRIPTION	ESTIMATED PROJECT COST
NO	30	SCHUYLER, CITY OF	NE3103701	6211	New Well & Replace Mains	\$ 825,000
RTP PER NO	160	SCRIBNER, CITY OF	NE3105302	857	Replace WTP & Wells (in part due to Arsenic) w/ Transmission & Loop Mains	\$ 3,415,000
PER NO	15	1733 ESTATES ASSOCIATES	NE3120018	55	Backup Power & Decommission Tanks	\$ 18,000
YES	30	SEWARD, CITY OF	NE3115905	6964	Transmission, Replace & Loop Mains, Repaint Tower	\$ 2,485,393
LOAN	155	SHELBY, VILLAGE OF	NE3114304	714	Treatment to address Arsenic Exemption, Replace Tower & Loop Mains	\$ 1,540,000
FNSI	130	SHELTON, VILLAGE OF	NE3101910	1059	New Well due to Arsenic, Mains & Meters (GPR)	\$ 1,800,000
NO	135	SHERIDAN CO DIST #30 - MIRAGE FLATS - SFY 2010	NE3150634	39	Replace RO System due to Nitrates	\$ 3,500
NO	25	SMITHFIELD, VILLAGE OF	NE3107313	54	Backup Power	\$ 50,000
NO	15	SNYDER, VILLAGE OF	NE3105303	300	Rehab Tower and Replace Hydrants	\$ 60,000
PER NO	60	SOUTH SIOUX CITY, CITY OF	NE3104309	13353	Replace WTP & New Collector Well due to Iron & Mg, New & Repaint Towers, Replace Mains & Meters (GPR)	\$ 14,697,500
PER NR	130	SPALDING, VILLAGE OF - SFY 2012	NE3107702	487	Replace Well due to Arsenic, Replace Mains & Meters	\$ 875,630
NO	15	SPENCER, VILLAGE OF	NE3101507	455	Replace Meters (GPR)	\$ 75,000
NO	135	SPRAGUE, VILLAGE OF	NE3110904	142	Replace Well due to Nitrates, Replace Mains, Rehab Tank, Upgrade Electrical and New Meters	\$ 121,200
NO	135	SPRINGFIELD, CITY OF	NE3115301	1529	Replace Well(s) due to Nitrates, Rehab Well & Replace Meters	\$ 565,000
PER NO	90	ST EDWARD, VILLAGE OF	NE3101105	705	Replace Tank & Mains, New Meters (GPR)	\$ 2,442,446

RTP CODE	PRIOR-ITY POINTS	PUBLIC WATER SYSTEM	PWS NUMBER	2010 POP.	PROJECT DESCRIPTION	ESTIMATED PROJECT COST
FNSI	70	ST HELENA VILLAGE OF	NE3120175	96	Replace Tank & Meters	\$ 285,000
NO	15	STANTON CO SID 1 - WOODLAND PARK	NE3120155	1981	Repaint Tank	\$ 60,000
NO	70	STAPLEHURST, VILLAGE OF	NE3115914	242	Replace Tower, Upgrade Well & New Meters	\$ 414,000
PER NO	200	STEELE CITY, VILLAGE OF	NE3109502	61	Replace Well or Treatment due to Nitrate A.O.	\$ 365,000
NO	45	STOCKVILLE, VILLAGE OF	NE3106305	25	Replace Mains	\$ 100,000
LOAN	155	STROMSBURG, CITY OF	NE3114303	1171	Treatment to address Arsenic Exemption & Copper Advisory, Loop & Replace Mains	\$ 2,972,000
NO	15	STUART, VILLAGE OF	NE3108906	590	Replace Mains & Meters	\$ 152,000
NO	15	SUMNER, VILLAGE OF	NE3120220	236	Rehab Tank	\$ 10,000
RTP PER NO	135	SUPERIOR, CITY OF - SFY 2012	NE3112904	1957	New Wellfield due to Nitrates, Rehab Chlorination Building & Replace Mains	\$ 550,000
NO	15	SUTHERLAND, VILLAGE OF	NE3111111	1286	Replace Mains & Tank Rehab	\$ 80,000
PER YES	15	SYRACUSE, CITY OF	NE3113104	1942	Repaint Tower, Test Well Program & Replace Meters (GPR)	\$ 315,000
NO	15	TABLE ROCK, VILLAGE OF	NE3113308	269	Rehab Well, Repaint Tank, Replace Mains & Meters	\$ 55,000
PER NO	100	TALMAGE, VILLAGE OF	NE3113102	233	Replace WTP, Wells, Tower & New Meters (GPR)	\$ 3,300,000
NO	15	TECUMSEH, CITY OF	NE3109705	1677	Rehab/Abandon Wells & Replace Mains	\$ 484,000
NO	135	TEKAMAH, CITY OF	NE3102102	1736	Replace Well due to Nitrates & Replace Mains	\$ 720,000
LOAN	90	TERRYTOWN, CITY OF - SFY 2012	NE3115701	1198	Replace Tower, Loop Mains & New Meters (GPR)	\$ 3,120,000
NO	60	THEDFORD, VILLAGE OF	NE3117101	188	Replace Well & Rehab Tower	\$ 151,500

RTP CODE	PRIOR-ITY POINTS	PUBLIC WATER SYSTEM	PWS NUMBER	2010 POP.	PROJECT DESCRIPTION	ESTIMATED PROJECT COST
NO	70	TRENTON, VILLAGE OF	NE3108503	560	Replace Standpipe, Pumps, Mains & Meters	\$ 460,000
NO	15	TRUMBULL, VILLAGE OF	NE3100108	205	Replace Meters	\$ 65,000
NO	15	UEHLING, VILLAGE OF	NE3105304	230	Replace Mains	\$ 60,000
NO	15	UNION, VILLAGE OF	NE3106102	233	Replace Meters (GPR)	\$ 65,000
NO	190	UNL AGRICULTURE R AND D CENTER	NE3120563	83	Treatment or Replace Well w/ Transmission Main due to Nitrate A.O., Repaint Tank & Meters	\$ 540,000
NO	90	UPLAND, VILLAGE OF	NE3106102	143	Replace Well, Mains & Meters	\$ 500,000
NO	135	VALENTINE, CITY OF - SFY 2012	NE3103106	2737	New Well(s) due to Nitrates w/ Transmission Main, Replace & Loop Mains	\$ 800,000
NO	15	VALPARAISO, VILLAGE OF	NE3115511	570	Rehab Well & Replace Mains	\$ 175,000
YES	15	WACO, VILLAGE OF	NE3118705	236	Replace Mains	\$ 135,000
NO	15	WADE WELL ASSOCIATION	NE3120662	33	Replace Mains	\$ 28,000
NO	30	WAHOO, CITY OF	NE3115512	4508	New Tower, Replace & Loop Mains	\$ 2,325,000
PER NO	0	WAKEFIELD, CITY OF	NE3105107	1451	Replace Tower & High Service Pumps, Replace & Loop Mains	\$ 1,930,000
NO	15	WALTHILL, VILLAGE OF	NE3117301	780	Replace Mains	\$ 5,000
YES	15	WATERBURY, VILLAGE OF	NE3130031	73	Build Wellhouse	\$ 14,000
NO	0	WATERLOO, VILLAGE OF	NE3105107	848	Replace Mains	\$ 50,000
LOAN	120	WAUNETA, VILLAGE OF	NE3102901	577	Replace & Loop Mains, Upgrade Wells due to Arsenic	\$ 466,000
PER NO	185	WAUNETA, VILLAGE OF	NE3102901	577	New Well(s) or Treatment to address Arsenic Exemption	\$ 3,608,500
LOAN	15	WAUSA, VILLAGE OF	NE3110711	634	Upgrade Meters (GPR)	\$ 347,000

RTP CODE	PRIOR-ITY POINTS	PUBLIC WATER SYSTEM	PWS NUMBER	2010 POP.	PROJECT DESCRIPTION	ESTIMATED PROJECT COST
NO	15	WAYNE, CITY OF	NE3118104	5660	Replace Meters (GPR), Replace & Loop Mains	\$ 2,515,000
PER NO	135	WEeping WATER, CITY OF - SFY 2012	NE3102506	1050	New Wellfield or Treatment due to Nitrates, Replace Mains	\$ 1,585,000
LOAN	120	WEST KNOX RWD	NE3120348	1587	New Well w/Transmission Main, Planning & Design Costs to Supply Center (Selenium) & Niobrara	\$ 1,101,567
PER NO	130	WEST KNOX RWD - SFY 2012	NE3120348	1587	New Wellfield w/Transmission Main, Storage, Pump Station Improvements & Meters to Supply Center (Selenium) & Niobrara	\$ 2,426,433
NO	60	WILBER, VILLAGE OF	NE3115105	1855	Replace Tower & Replace Mains	\$ 2,350,000
PER NO	15	WILCOX, VILLAGE OF	NE3109901	358	Replace Mains	\$ 20,000
NO	70	WILSONVILLE, VILLAGE OF	NE3106501	93	New Well & Repaint Tank	\$ 460,000
NO	15	WISNER, VILLAGE OF	NE3103903	1170	Rehab Tower & Replace Mains	\$ 200,000
NO	0	WINSIDE, VILLAGE OF	NE3118105	427	Replace Mains & WTP Backwash Dechlorination	\$ 160,000
TDF	80	WOLBACH, VILLAGE OF	NE3107704	283	New Storage Tank, Replace Mains & Meters	\$ 765,000
RTP PER NO	155	WOOD LAKE, VILLAGE OF	NE3103105	63	Repair Water Tower due to Coliform	\$ 85,000
TDF	30	WOOD RIVER, CITY OF	NE3107901	1325	New Well(s) or Wellfield & Replace Mains	\$ 1,092,000
USDA	25	WYNOT, VILLAGE OF	NE3102708	166	Reline Wells	\$ 155,000
Total						\$ 577,155,332

NOTES: All listed projects per State Fiscal Year 2013 Priority Ranking System

RWD – Rural Water District

GPR – Green Project Reserve

PWS – Public Water System

A.O. – Administrative Order

PER – Preliminary Engineering Report

WTP – Water Treatment Plant

VFD – Variable Frequency Drive

SFY2010, 2011, or 2012 – Project carried over from State Fiscal Year 2010, 2011, or 2012 Intended Use Plan

RTP = Readiness to Proceed; Codes – Eligible for Funding List:

- FNSI – Finding of No Significant Impact – Binding Commitment for Funding Made with DWSRF
- CatEX – Categorical Exclusion – Binding Commitment for Funding Made with DWSRF
- MHI NO & MHI PER NO – High Priority project with high median household income (i.e. not eligible for forgiveness assistance)
- YES – Plans & Specifications prepared or under design
- RTP PER NO, RTP PER YES, & RTP YES – Adequate readiness to proceed information submitted to Department
- TH PER NO & TH PER YES – Test Hole completed for well project

RTP = Readiness to Proceed; Codes – Not Eligible for Funding List:

- PER YES – Engineering Report Prepared, Plans & Specifications prepared or under design, but lower priority project
- PER NO/NR – Engineering Report Prepared, but Community not Ready to Proceed with project
- LOAN – Community signed loan agreement with DWSRF, project not complete
- NO/NR – Project not set to proceed in SFY 2012
- TDF – Community turned down equal or better funding offer by DWSRF
- USDA – Community obligated or offered better funding through the U.S. Department of Agriculture

APPENDIX C

CWSRF & DWSRF INTEREST RATE SYSTEM

The Interest Rate System is developed in accordance with “Title 131 Rules and Regulations for the Wastewater Treatment Facilities and Drinking Water Construction Assistance Programs.” This system is reviewed and approved by the Environmental Quality Council (EQC) as a part of the public participation process followed each year for the Intended Use Plan.

The Interest Rate System provides for three specific interest rates. Separate rates are the SRF market rate for 20-year loans (provided for publicly owned facilities and private not-for-profit community DW only), SRF market rate for 30-year loans to disadvantaged communities (DW only), and the SRF market rate for 10-year loans to private borrowers (DW only). In addition to the three specific rates, the Department will negotiate a rate for CWSRF loans to publicly owned facilities where the project is for expansion of the system to primarily serve the needs of industrial or commercial development. On loans made from the proceeds of leveraged bonds, the Department will set interest rates reflective of the rates charged on the leveraged bonds. The Department of Environmental Quality will set the SRF market rates, using the cost of borrowing money for the CWSRF and DWSRF, recent local tax-exempt municipal issues, and costs for private borrowers as guidance.

The SRF market rate for a 20-year loan, discounted by the annual fee rate of 1%, is set at 2.0%. The SRF market rate for a DWSRF disadvantaged community 30-year loan is set at 2.3%. The SRF market rate for a 10-year loan to a private borrower is set at 5.5%. For qualifying Green Project Reserve (GPR) projects, the market interest rate is set at 1.75%. The Department may review the bond market at the end of each quarter and adjust the SRF market rates of interest if deemed necessary. Loans for projects addressing wastewater system or public water supply system needs will be made at the SRF market rate of interest; unless they qualify for the minimum rate, prorated rate, or another rate under the Alternate Rate Procedures. For DWSRF loans, terms up to 30 years in length are available to disadvantaged communities. For the purpose of this appendix, DW disadvantaged communities are communities which have a Median Household Income (MHI) less than or equal to 120% of the State MHI.

Median Household Income Determination

For the CWSRF and DWSRF, Median Household Income (MHI) will be determined from the most recent American Community survey (ACS) five-year estimates published by the U.S. Census Bureau. The State MHI as reported in the 2006 – 2010ACS five-year estimates is **\$49,342**.

The MHI for Sanitary and Improvement District (SID) projects will be based on the smallest county subdivision with a reported MHI; such as a precinct or census tract, that encompasses the project service area. The MHI for Natural Resource Districts (NRDs) or Rural Water System projects will be based on the averages of the MHI values reported for the counties included, all or in part, in the district or system.

If there is a reason to believe that the census data is not an accurate representation of the median household income within the area to be served, the reasons will be documented and the loan applicant may furnish additional information regarding such median household income. Such information will consist of reliable data from local, regional, state or federal sources or from a survey conducted by a reliable impartial source.

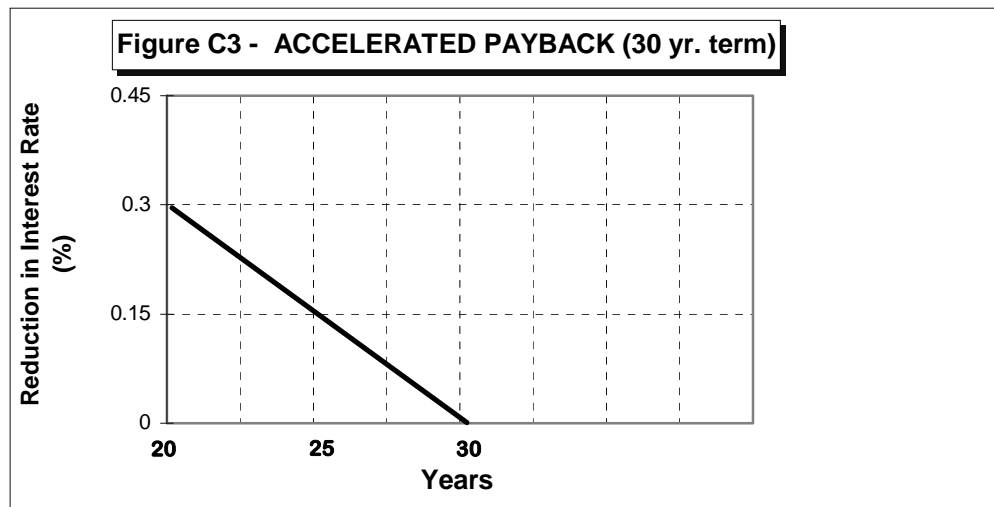
Interest Rate on loans during construction

The interest rate during construction on all loan funds disbursed during construction (i.e. for monies expended prior to the date of Initiation of Operation) will be up to 2.0 percent. This rate will be increased to the appropriate applicable rate for the loan on or before the date of Initiation of Operation, dependent on terms of the project specific loan contract or loan agreement.

Disadvantaged Community (DW Only)

To encourage 30 year loan recipients to repay loans sooner, an interest rate reduction of 0.03 percent per year for terms less than 30 years, but greater than 20 years, is offered in addition to any other interest rate that may be applicable; except that the final rate may not be reduced below the minimum 2.0 percent per annum rate. (For determining the level of Forgiveness, debt service will be figured on a term of not less than 20 years.) To find the applicable interest rate for terms falling between the loan term years, interpolate between the points. Figure C-3 is a graphical representation of the interest rate reduction for loan terms between 20 and 30 years.

<u>Long Term Years</u>	<u>Interest Rate Reduction Percent</u>
30	Market or other
28	less 0.06
24	less 0.18
20	less 0.3



Private Borrowers (DW Only)

Private borrowers (except for not-for-profit community systems) will not qualify for any alternate rates or any rates available to communities as a result of a disadvantaged community determination. There are no discounts available for accelerated pay back or debt service based rates and no provisions for extended terms.

APPENDIX D

SEWER USE FEES FOR COMMUNITIES WITH CWSRF LOANS

SEPTEMBER 2008

This table is based on a survey completed by 125 communities in September 2008. These communities have or had CWSRF loans and the monthly fees shown are for residential sewer users based on flat sewer rates or rates based on water use. Water use based sewer fees were based on an assumed use of 5,000 gallons per month. Except as noted, sewer rates have been adopted by the community.

NOTES ON TABLE:

*These communities had not, as of September 2008, adopted adequate sewer rates; the user fee shown is an estimate of the rates that will be needed to provide sufficient revenue for system operation and maintenance and debt repayment.

#These communities utilize or plan to utilize special assessments, property taxes, or sales taxes to supplement sewer use fees and provide adequate revenue. Only the sewer use fees are shown.

COMMUNITY	MONTHLY RESIDENTIAL USER FEE	COMMUNITY	MONTHLY RESIDENTIAL USER FEE
Adams	\$28.03	Chambers	\$20.00
Ainsworth	\$24.00	Chapman	\$19.75
Alda	\$17.00	Clay Center	\$11.37
Alvo	\$33.00	Coleridge	\$16.75
Arlington *	\$38.00	Concord *	\$36.68
Arnold	\$11.75	Cook	\$25.25
Aurora	\$15.80	Cozad	\$29.00
Avoca	\$40.50	Crab Orchard	\$20.00
Axtell	\$15.00	Dannebrog	\$10.00
Ayr	\$12.50	David City	\$16.65
Bancroft *	\$36.66	Deshler	\$27.50
Bassett	\$22.50	DeWitt	\$18.00
Beatrice	\$13.90	Diller	\$19.50
Bellevue	\$10.89	Dwight *	\$22.50
Bellwood	\$21.00	Eagle	\$38.31
Bertrand	\$21.25	Elm Creek	\$14.50
Big Springs #	\$27.50	Ewing	\$14.50
Bloomfield	\$10.50	Exeter	\$9.50
Brock *	\$21.74	Fairbury	\$18.99
Brule	\$20.00	Falls City	\$21.56
Cairo	\$25.50	Farwell	\$17.00
Cass Co. SID No. 5	\$31.95	Firth	\$6.00
Cedar Co. SID No. 1	\$20.00	Fremont	\$16.07
Cedar Rapids	\$20.00	Garland	\$30.00
Central City	\$21.48	Gering	\$13.68
Gibbon	\$18.00	Pickrell	\$25.00
Gosper Co. SID No. 1 #	\$13.50	Plainview	\$21.50

COMMUNITY	MONTHLY RESIDENTIAL USER FEE	COMMUNITY	MONTHLY RESIDENTIAL USER FEE
Gothenburg	\$28.75	Pleasanton	\$13.50
Gretna	\$13.10	Polk	\$8.45
Hartington	\$10.00	Rising City	\$23.00
Hay Springs	\$15.00	Riverton	\$29.00
Hebron	\$14.79	Rushville	\$20.00
Herman	\$13.25	Ruskin	\$16.00
Hickman	\$28.75	Schuyler	\$22.33
Holbrook	\$13.50	Scottsbluff	\$18.96
Holdrege	\$13.30	Shelton	\$34.00
Howells	\$17.00	Silver Creek	\$15.00
Indianola *	\$26.85	South Sioux City *	\$31.78
Jackson	\$10.00	St. Helena	\$19.00
Kearney	\$12.19	St. Paul	\$12.00
Kenesaw	\$16.82	Stamford	\$20.00
Kennard *	\$32.00	Stanton	\$25.40
Kimball	\$13.50	Sterling	\$10.00
Lincoln	\$11.84	Stromsburg	\$29.80
Lindsay	\$10.00	Superior	\$23.08
Loomis	\$10.50	Sutherland	\$7.50
Lynch	\$15.00	Sutton	\$26.00
Lyons *	\$17.00	Tecumseh	\$14.28
Madison	\$25.50	Tekamah	\$11.00
Maywood	\$20.00	Valley #	\$38.23
McCook	\$20.34	Verdigre *	\$34.00
McCool Junction	\$15.00	Waco	\$11.50
McGrew	\$19.50	Wahoo	\$31.40
Meadow Grove	\$24.50	West Point	\$19.53
Memphis	\$22.50	Wilber	\$16.75
Murray #	\$54.18	Wisner	\$25.00
Neligh	\$31.25	Wymore*	\$21.60
Newman Grove	\$22.50		
Nickerson	\$10.00	# OF COMMUNITIES	125
Norfolk	\$12.80		
North Bend	\$18.50	MINIMUM FEE	\$6.00
North Platte	\$11.55	MAXIMUM FEE	\$54.18
Oakdale	\$14.25	MEDIAN FEE	\$19.53
Ogallala	\$24.25	25th PERCENTILE	\$13.68
Omaha	\$12.59	75th PERCENTILE	\$25.40
Oxford	\$26.25	AVERAGE FEE	\$20.40
Palmer	\$26.00		
Paxton	\$36.25		

APPENDIX E
CWSRF SMALL TOWN MATCHING GRANT ALLOCATION
DETERMINATION PROCEDURES

Communities that are in the IUP with a population of 10,000 or fewer will be evaluated for eligibility for receipt of a small town matching grant. This is in accordance with §81-15,153(9) Nebraska Revised Statutes 1943 and LB164. For the FFY 2013IUP, the Small Town Matching Grant program may be capitalized at \$850,000, and the Department will limit the maximum amount of a small town grant to \$250,000. All grant allocation payments are dependent on availability of appropriated funds.

The CWSRF Median Household Income (MHI) will be determined from the most recent American Community Survey (ACS) five-year estimates published by the U.S. Census Bureau (<http://www.census.gov/acs/www/>). The State MHI reported in the 2006 – 2010 ACS five-year estimates is \$ 49,342. Population is based on the 2010 United States decennial census.

To ensure that grants will be awarded to communities with severe financial hardship, only those communities with a MHI below the 2006 - 2010 State MHI will be considered, and only then if:(a) The estimated debt service payment exceeds \$15 per household per month based on an assumed CWSRF loan for the total project cost, less the potential small town grant and other grants; or local funding for the project will not add to debt service; and (b) The estimated domestic user's share of the loan payment would be reduced at least \$2 per month per household with the small town grant. The calculations will be based on a 20-year loan term. A partial small town grant (i.e. less than the potential grant amount based on MHI and project cost) to the nearest \$1,000, may be awarded if a reduced grant can meet the above criteria.

The **2006 – 2010** MHI for Sanitary and Improvement District (SID) projects will be based on the smallest county subdivision with a reported MHI, such as a precinct or census tract, that encompasses the project service area. The MHI for Natural Resources Districts (NRDs) or Rural Water System projects will be based on the averages of the MHI values reported for the counties included, all or in part, in the district or system.

Small town grants are prioritized based on; 1) project benefit as described in Appendix A1; 2) estimated debt service per capita as a percentage of MHI; and 3) the estimated reduction in debt service that could be provided by the matching grant for which they are eligible. The communities were evaluated for each criterion, and the three criteria were combined into one ranking using a Composite Programming method.

Small town grants are reserved for the highest priority state grant ranked projects on the Funding List in priority order to the extent funds are available, until the bypass date. If the funding list does not have qualifying projects then the highest ranked qualifying project from the planning list that is ready to proceed may be moved to the funding list, dependent on availability of additional loan funds.

In determining the maximum percent for the small town matching grants to communities with populations of 10,000 or fewer, the Department will use a procedure similar to the procedure developed for determining the prorated interest rate based on a community's Median Household Income as an indication of financial hardship.

For each community falling between 80 and 100 percent of the 2006 – 2010 State MHI, the matching grant level will be set between 50% and 0% by interpolation. Communities with a MHI of 80% or less of the State MHI will qualify for 50% matching grants.

The ratio of the difference between the community's MHI and 80% of the State MHI to the difference between 80% of the State MHI and 100% of the State MHI is applied to 50%, with the result subtracted from 50%, resulting in the maximum percent for the State matching grant.

Figure E1

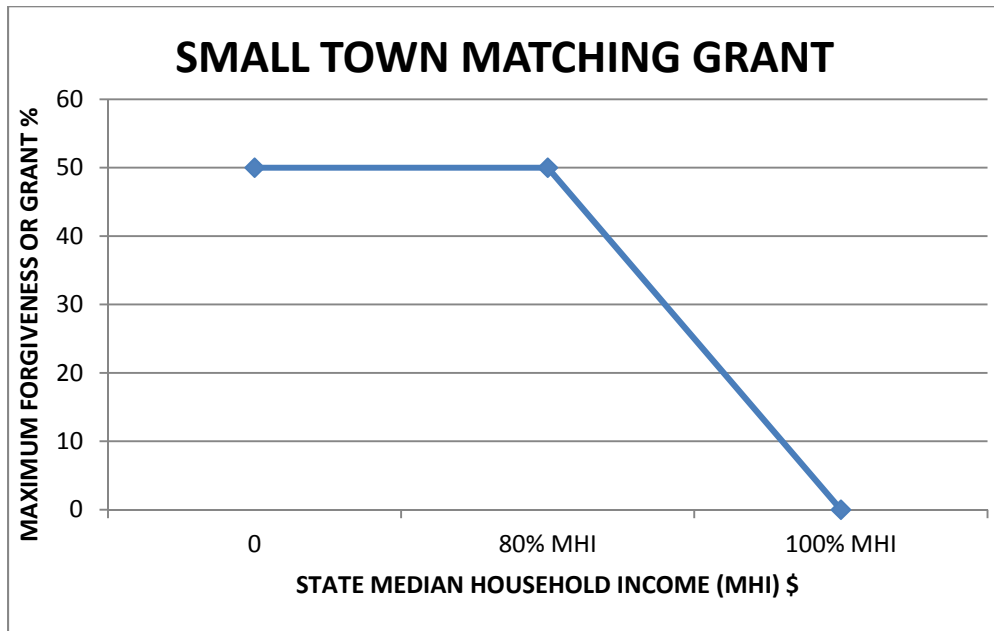
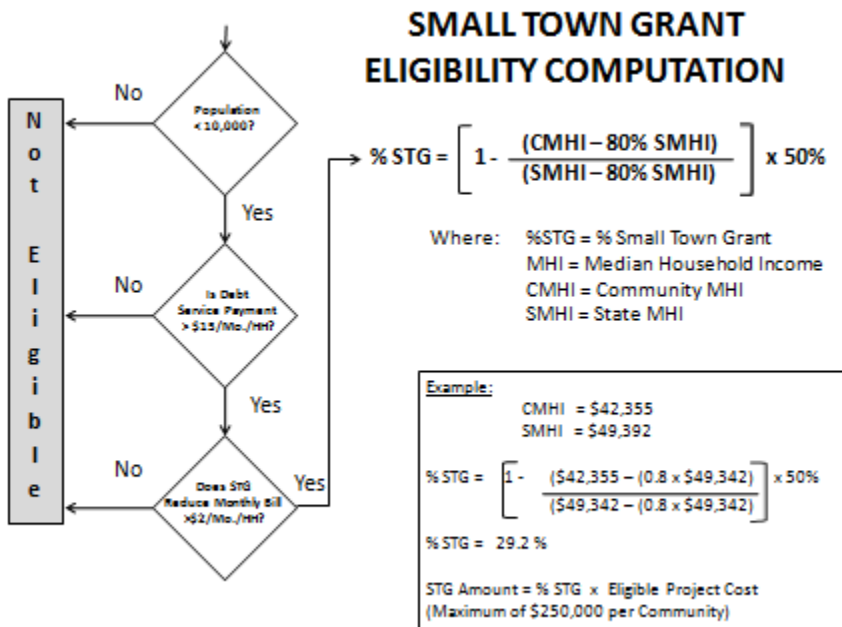


Figure E2

FIGURE E2 - SMALL TOWN ELIGIBILITY COMPUTATION



APPENDIX F

CWSRF and DWSRF FORGIVENESS ALLOCATION DETERMINATION PROCEDURES

Public water supply systems that are in the DWSRF IUP and receive a SRF loan will be evaluated for eligibility for receipt of Forgiveness. This is in accordance with §71-5321(3) Nebraska Revised Statutes and NDHHS-DPH's affordability criteria. All forgiveness awards are dependent on availability of funds. Additional subsidization provided by the FFY 2012 CWSRF and DWSRF Capitalization Grants will also be distributed to eligible loan recipients through this process.

The CWSRF and DWSRF Median Household Income (MHI) will be determined from the most recent American Community Survey (ACS) five-year estimates published by the U.S. Census Bureau (<http://www.census.gov/acs/www/>). The State MHI as reported in the 2006 – 2010 ACS five-year estimates is \$49,342. Population is based on the 2010 United States decennial census.

For each CWSRF loan recipient falling between 80 and 100 percent of the State MHI for the service area, the maximum Forgiveness level will be set between 50% and 0% by interpolation. Loan recipients with a MHI of 80% or less of the State MHI for the service area will qualify for 50% maximum Forgiveness.

For each DWSRF loan recipient falling between 80 and 120 percent of the State MHI for the service area, the maximum Forgiveness level will be set between 50% and 0% by interpolation. Loan recipients with a MHI of 80% or less of the State MHI for the service area will qualify for 50% maximum Forgiveness.

The respective MHI for Sanitary and Improvement District (SID) projects will be based on the smallest county subdivision with a reported MHI, such as a precinct or census tract, that encompasses the project service area. The MHI for Natural Resources Districts (NRDs) or Rural Water System projects will be based on the averages of the MHI values reported for the counties included, all or in part, in the district or system.

For the CWSRF, the ratio of the difference between the loan recipient's MHI and 80% of the State MHI to the difference between 80% of the State MHI and 100% of the State MHI is applied to 50%, with the result subtracted from 50%, resulting in the maximum percent for the Forgiveness. A graphical representation of the Forgiveness allocation determination procedure is shown in Figure F1.

For the DWSRF, the ratio of the difference between the loan recipient's MHI and 80% of the State MHI to the difference between 80% of the State MHI and 120% of the State MHI is applied to 50%, with the result subtracted from 50%, resulting in the maximum percent for the Forgiveness. A graphical representation of the Forgiveness allocation determination procedure is shown in Figure F2.

The CWSRF may provide additional subsidization in the form of loan forgiveness to qualifying disadvantaged communities that meet the affordability criteria presented above, and have populations equal to or fewer than 10,000 people, up to a ceiling of \$100,000 per project, dependent on availability of funding from federal capitalization grants and the total amount of funds the Department decides to allocate for forgiveness. At the time of the loan closing, all current Intended Use Plan conditions are in effect and past IUP conditions are not available to the loan recipient.

A 20% loan/principal forgiveness ceiling will be applied to PWSs through the DWSRF for SFY2013 for communities shown on the Priority Funding Lists of projects, where projects presently listed as Loan Only will not be offered forgiveness assistance until the FFY2013 funding appropriation is known. Further, up to 35% forgiveness assistance may be offered to PWSs whose projects will remedy an Administrative Order issued by NDHHS-DPH, and up to 50% may be offered to eligible tank rehabilitation and/or repaint projects, if leftover ARRA funds become available. These will be the maximum forgiveness

benefit available to qualifying disadvantaged communities that meet the affordability criteria presented above and have populations equal to or less than 10,000 people, with three exceptions described below. Further, private borrowers will not qualify for loan forgiveness.

1. There is an exception to the 20% forgiveness ceiling, where up to a level of 50% forgiveness may be allowed where funding of projects are a collaborative effort between the DWSRF and USDA-RD programs, and where ARRA funding from either program is being or has been obligated to the project. This policy is a continuation of that implemented during the DWSRF-ARRA program in accordance with guidance provided by the EPA.
2. Further, a 50% forgiveness ceiling with a \$250,000 cap may be available to a PWS, at the discretion of the NDEQ and the Director of the NDHHS-DPH, under all of the following conditions:
 - The PWS has closed a loan with the SRF within the past 5 years;
 - That loan was for a project needed to resolve either an Enforcement Action or an Administrative Order (A.O.) issued to the PWS by the NDHHS-DPH; and,
 - That project did not resolve the specified Enforcement Action or A.O., or resulted in a separate Enforcement Action or A.O., through no fault by the PWS.

Under these circumstances, the PWS may receive up to \$250,000 in forgiveness at a 50% allocation, at the discretion of the NDEQ and the Director of the NDHHS-DPH, as part of a loan amendment or a second loan to comply with the PWS' Enforcement Action or A.O. with the NDHHS-DPH. The amount of the forgiveness must not exceed the amount of the loan obtained through the DWSRF for the initial project. Further, either the eligible amount of the Forgiveness will be offset by, or the PWS shall repay the Forgiveness amount to the SRF, to the extent another grant, insurance settlement, or any other non-loan funds are received by the PWS for the same need.

3. Finally, forgiveness funding as a part of a sponsorship program may be offered to all DWSRF funded projects that include a new water supply well(s) phase, or rely on innovative planning to avoid an after treatment alternative. If forgiveness funding is being provided to a community to address a public health need, electric logging of supply well boreholes prior to screen and casing placement, will be required on that DWSRF-funded project. The electric logging will be reimbursed with increased forgiveness funding, capped at an overall 50% level. In addition, if a community is pursuing a treatment alternative with DWSRF funding, they may submit a plan prepared by a professional engineer based upon innovative techniques that could help the community avoid implementing the treatment alternative as a means of returning to compliance. The plan will require approval from the DHHS-DPH, but at the discretion of the DHHS-DPH may be eligible for reimbursement through forgiveness funding up to an overall 50% level, should it be determined the plan is acceptable to DHHS-DPH.

Figure F1 - CWSRF Forgiveness

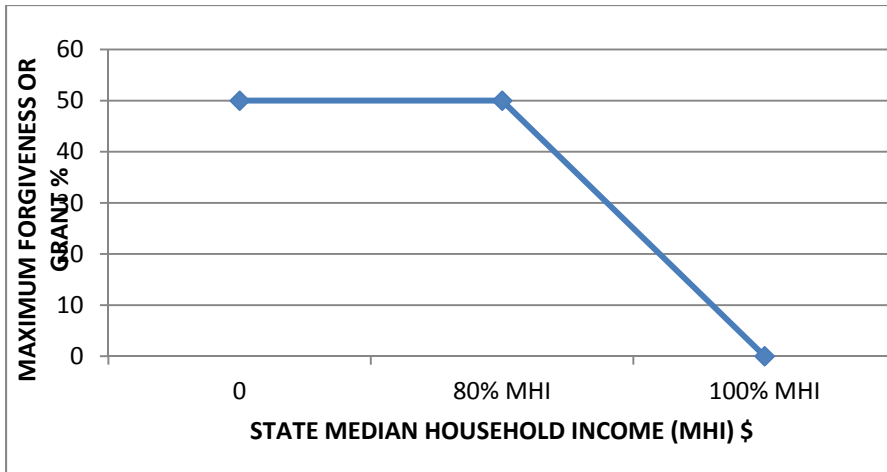
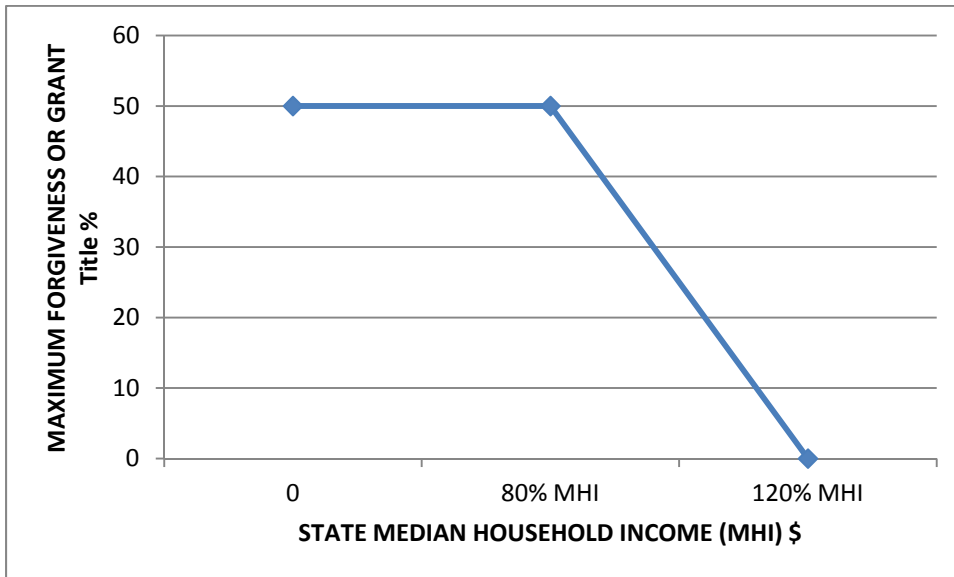


Figure F2 - DWSRF Forgiveness



APPENDIX G

WATER WASTEWATER ADVISORY COMMITTEE

WATER WASTEWATER COMMON PRE-APPLICATION PROCESS

INTRODUCTION: Applicants anticipating the use of federal and/or state administered funds to finance water or sanitary sewer improvements through the WWAC process must complete and submit five (5) originals or copies of the pre-application, consisting of the attached two page form and a facility plan (FP) or preliminary engineering report (PER) (see attached guide), to one of the Water Wastewater Advisory Committee (WWAC) agencies. The WWAC agencies include:

Donna Garden
Department of Environmental Quality
1200 "N" Street, Suite 400
P.O. Box 98922
Lincoln, NE68509-8922

Merci Suarez
Department of Economic Development
301 Centennial Mall South
P.O. Box 94666
Lincoln, NE68509-4666

Steve McNulty
Department of Health & Human Services
Division of Public Health
301 Centennial Mall South
P.O. Box 95026
Lincoln, NE68509-5026

Denise M. BrosiusMeeks
USDA Rural Development
Room 152, Federal Building
100 Centennial Mall North
Lincoln, NE68508

PROCEDURE: Each pre-application will be reviewed by the WWAC as follows:

1. The five (5) originals (or copies) of the pre-application and FP/PER are submitted to one of the WWAC agencies.
2. Upon receipt, the agency distributes copies to the other WWAC members. Incomplete pre-applications will be returned.
3. The WWAC will review the pre-application within 60 days after the submission. Meetings will be held on the third Tuesday of each month in the City of Lincoln.
4. The WWAC may request the applicant attend a meeting (or the applicant may request a meeting) with the WWAC to discuss the project scope, including technical aspects and alternatives considered. Project funding sources and associated application requirements can be discussed along with the various routine program or unique project requirements. This meeting can be held face to face, by video conference, or by teleconference and should include appropriate program staff, a community representative and the project engineer.
5. Following its consideration, the WWAC will reply to the applicant by letter. For a suitable preapplication, the WWAC will recommend the pre-application be accepted and outline the logical funding sources to whom a full application should be submitted. The WWAC may, in the same or separate letter, list pertinent comments regarding technical, operational, or financial aspects of the project(s). Substantive comments by the WWAC must be resolved before an application can be recommended for acceptance. Each agency on the WWAC will receive a copy of any WWAC correspondence.
6. Each funding agency will follow its own full application process. Applicants seeking funding for the same project from multiple agencies must submit a full application to the particular agencies.

7. Applications will normally not be funded until the following actions have been taken:
 - If the project includes the development of a well field the water quality and production capabilities of this site will have been confirmed through the development of a test hole.
 - The applicant will need to be able to provide assurance that they can secure the necessary land for the project. This assurance would include deeds, purchase agreements, leases, or a resolution by the Board of Trustees on their intent to proceed with condemnation.
8. If a full application varies significantly from the pre-application, or if the facts involving a project have changed such that the feasibility of the proposed solution warrants further investigation, any individual WWAC agency may request the full WWAC to review the project again.

State of Nebraska

U.S. Department of Agriculture

**WATER/WASTEWATER PRE-APPLICATION
FOR STATE AND/OR FEDERAL ASSISTANCE**

Legal Applicant (City, County, SID):	
Federal Tax Identification Number:	DUNS Number if known:
PWS # for Water Pre-applications:	NPDES # for Wastewater Pre-applications:
Representative/Title:	
Address:	
City/Zip Code:	
Telephone/Fax:	Email:
County:	
Pre-application Preparer:	
Address:	
City/Zip Code:	
Telephone/Fax:	Email:
Engineering Firm:	
Engineering Consultant:	
Address:	
City/Zip Code:	
Telephone/Fax:	Email:

Project Description:

(Please attach any preliminary engineering reports or facilities plans which have been completed to date)

<p>User Information:</p> <table style="width: 100%; border-collapse: collapse;"> <tr> <td style="width: 50%;"></td> <td style="width: 25%; text-align: center;">Water</td> <td style="width: 25%; text-align: center;">Wastewater</td> </tr> <tr> <td>Number of residential users:</td> <td style="text-align: center;">_____</td> <td style="text-align: center;">_____</td> </tr> <tr> <td colspan="3">Non-Residential</td> </tr> <tr> <td>Number of 3/4" meters:</td> <td style="text-align: center;">_____</td> <td style="text-align: center;">_____</td> </tr> <tr> <td>Number of 1" meters:</td> <td style="text-align: center;">_____</td> <td style="text-align: center;">_____</td> </tr> <tr> <td>Number of 1 1/2" meters:</td> <td style="text-align: center;">_____</td> <td style="text-align: center;">_____</td> </tr> <tr> <td>Number of 2" meters:</td> <td style="text-align: center;">_____</td> <td style="text-align: center;">_____</td> </tr> <tr> <td>Number of 3" meters:</td> <td style="text-align: center;">_____</td> <td style="text-align: center;">_____</td> </tr> <tr> <td>Number of 4" meters:</td> <td style="text-align: center;">_____</td> <td style="text-align: center;">_____</td> </tr> <tr> <td>Other</td> <td style="text-align: center;">_____</td> <td style="text-align: center;">_____</td> </tr> </table> <p>NOTE: Indicate water meter sizes for Non-Residential wastewater users</p>		Water	Wastewater	Number of residential users:	_____	_____	Non-Residential			Number of 3/4" meters:	_____	_____	Number of 1" meters:	_____	_____	Number of 1 1/2" meters:	_____	_____	Number of 2" meters:	_____	_____	Number of 3" meters:	_____	_____	Number of 4" meters:	_____	_____	Other	_____	_____	<p>Does water/wastewater system currently use meters (circle one):</p> <p style="text-align: center;">YES NO</p> <p>Nonmetered Water Rates _____/mo Nonmetered Sewer Rates _____/mo</p> <p>Metered Water Rates _____/mo for _____ gallons Overage charges _____</p> <p>Metered Sewer Rates _____/mo for _____ gallons Overage charges _____</p>
	Water	Wastewater																													
Number of residential users:	_____	_____																													
Non-Residential																															
Number of 3/4" meters:	_____	_____																													
Number of 1" meters:	_____	_____																													
Number of 1 1/2" meters:	_____	_____																													
Number of 2" meters:	_____	_____																													
Number of 3" meters:	_____	_____																													
Number of 4" meters:	_____	_____																													
Other	_____	_____																													

COST CLASSIFICATION	ESTIMATED TOTAL COST
1. Administrative and legal expenses	
2. Land, structures, right-of-ways, appraisals, etc.	
3. Relocation expenses and payments	
4. Architectural and engineering fees	
5. Project inspection fees	
6. Site work, demolition and removal	
7. Construction	
8. Equipment	
9. Miscellaneous	
10 SUBTOTAL (sum of lines 1-9)	
11. Contingencies	
12. SUBTOTAL	
13. Less project (program) income	
14. TOTAL PROJECT COSTS	

<p>The undersigned representative of the applicant certifies that the information contained herein and the attached statements, exhibits, and reports, are true, correct and complete to the best of my knowledge and belief.</p>	
Applicant Signature: _____	Date: _____
Pre-application Preparer Signature: _____	Date: _____

**FACILITY PLAN OR PRELIMINARY ENGINEERING REPORT GUIDE
FOR WASTEWATER OR DRINKING WATER FACILITIES**

GENERAL: The following information must be included in the Facility Plan or Preliminary Engineering Report. These reports must be signed, sealed, and dated by a professional engineer registered in Nebraska. Additional planning requirements for SRF funded projects are in Title 131 Rules and Regulations for the Wastewater Treatment Facilities and Drinking Water Assistance Programs, Nebraska Department of Environmental Quality.

- A) **Area to be served.** Describe – give natural boundaries, major obstacles, elevations, need for facilities, population demographics, and other pertinent information. Use maps, photographs, and sketches.
- B) **Existing Facilities.** Describe – include physical condition, capacity, and inadequacy for continued use of facilities now owned by the applicant. Provide the basis for a strong needs statement.
- C) **Alternatives.** Evaluate and rank proposed design alternatives. Evaluations shall include a cost-effectiveness analysis on the alternatives including a 20-year present worth of annual operation and maintenance costs. In addition, an engineering evaluation including reliability, ease of use, and appropriate wastewater or water treatment technology for the community's management capability shall be conducted. Anticipated environmental impacts shall also be compared.
- D) **Proposed facilities and services.**
 - 1) General description of the proposed facility, including design criteria utilized. Basic hydraulic calculations shall be listed in tabular form. Also materials and any design problems shall be discussed such as subsurface rock, high water table or others which may affect cost of construction or operation of the facility.
 - 2) Land – include amount required, locations, and alternate locations. Also easements, permits, or other evidence of rights-of-way meeting Departments of Health & Human Services, Environmental Quality, and other agency requirements.
 - 3) Environmental Impacts – Include discussion of direct and indirect impacts such as floodplains, wetlands, prime farmland, endangered species, historic preservation, etc. Copies of the consultation letters will be included in an appendix. This early start of the NEPA environmental process reduces processing time.
- E) **Preliminary Design Criteria for Drinking Water Projects** (specific to Preliminary Engineering Reports).
 - 1) CDBG & SRF monies are directed to be expended for human consumption and/or for health related issues. Upsizing wells, storage, and distribution to mainly meet fire flows or primarily serve residential & industrial future growth or agricultural irrigation & livestock purposes will not be considered as eligible under the program rules and those uses must be separated from the project and funded through other lenders.
 - 2) Details should be provided for determining average daily demand (residential, commercial, leakage, & public use defined). The community's annual average gallons per capita per day (3 years data preferred) may be used if the user rates are based on metered usage OR the use of other published engineering design guidelines may be submitted for consideration in designing the proposed project.
 - 3) Peak period demands for daily and hourly should reflect the same conditions as described above.
 - 4) Storage facilities should be sized using the Recommended Standards for Water Works guidelines (except for fire flows as stated above) OR the use of other published engineering design guidelines may be submitted for consideration in designing the proposed project.

- 5) If the project involves the development of a new well field site the following information will need to be provided:
 - i) Site approval by the Department of Health & Human Services Division of Public Health.
 - ii) Data which supports the development of the well in this area such as geological surveys, water quality and production data (gallons per minute, specific capacity, etc.) on wells in adjoining areas, data from the Department of Natural Resources or Natural Resource District, or water quality and production results from a test hole(s) drilled on site.
- F) Planning Criteria for Wastewater Projects** (specific to Facility Plans).
- 1) SRF monies are directed for municipally owned wastewater facility needs. Projects of a speculative nature or primarily for industrial capacity are not normally funded.
 - 2) Details should be provided for determining the average daily, peak hour and maximum daily wastewater flows to the POTW. Actual flow monitoring data should be gathered over a sufficient period to capture a wet weather event to analyze for infiltration and inflow from the sewer system. Flows in excess of 120 gpcd indicating groundwater infiltration or 275 gpcd during a storm event should require the completion of a Sanitary Sewer Evaluation Survey. This further study should analyze which is more cost effective; to transport and treat the excess I&I, or if sewer rehabilitation would be cost effective in removing the excess I&I. Winter quarter potable water usage should be analyzed and compared to the wastewater flow data to check if exfiltration is occurring in the collection system. Unsewered areas within the planning jurisdiction should be identified. A cost-effectiveness analysis should be conducted on eliminating existing septic tank systems with sewer extensions.
 - 3) If commercial or industrial contributions are received by the POTW then flow proportioned composite sampling should be conducted measuring the daily pounds of Ammonia, CBOD, and TSS and their peak monthly values.
 - 4) Receiving stream information along with the current or proposed NPDES discharge permit limitations determined and disinfection and any industrial pretreatment considerations analyzed.
 - 5) Evaluation of the treatment alternatives should include conventional as well as any alternative or innovative technology including regionalization and sludge disposal alternatives for the 20 year design average and peak wastewater flows. Design criteria shall follow the current design standards as required by NDEQ. A cost effectiveness monetary analysis will be required on the principal alternatives as outlined in paragraph C above, along with an engineering evaluation of the following factors: a) reliability, b) energy use, c) revenue generating alternatives, d) process complexity, e) O&M considerations, and f) environmental impacts.
- G) Cost Estimate.** Include development, land and rights, legal, engineering, interest, equipment, contingencies, refinancing and other.
- H) Annual Operating Budget.**
- 1) Income – Include rate schedule and realistic project income.
 - 2) Operation and maintenance Costs – In the absence of other data, base annual O&M costs on actual costs of other existing systems of similar size and complexity. Include facts in the report to substantiate operation and maintenance cost estimates. Include salaries, wages, taxes, accounting, legal, interest, utilities, gas-oil-fuel, insurance, repairs and maintenance, supplies, office expenses, and miscellaneous.
 - 3) Capital improvements.
 - 4) Debt repayment and reserve requirements.
 - 5) Impact to existing user charges and derivation of proposed rates.
 - 6) Provide a copy of the previous 3 years financial history on the operations of the water or sewer fund (whichever is applicable).
 - 7) Provide an amortization schedule on the existing indebtedness held on the system.

I) Maps, drawing, sketches, and photographs.

- 1) Maps – Show locations, boundaries, elevations, population distribution, existing and proposed systems, right-of-way, and land ownership. For wastewater lagoons, distance to individual or municipal drinking water wells and habitation within a quarter mile radius is to be shown.
- 2) Drawings and sketches. Show preliminary treatment design and layout, elevations.

J) Conclusions, recommendations, and implementation schedule.

- 1) Readiness to proceed shall be evaluated including land acquisition needs and likely land acquisition method of either negotiation or eminent domain.
- 2) A timetable with the following milestones shall be included:
 - i) Securing land rights.
 - ii) Completion of test hole drilling and testing.
 - iii) Completion of environmental review process.
 - iv) Submission of loan/grant application(s) to appropriate agency(ies).
 - v) Completion of final plans and specification.
 - vi) Start and completion of construction.